

REGIONAL FLOOD CONTROL DISTRICT



NOTICE OF PUBLIC MEETING

CLARK COUNTY REGIONAL FLOOD CONTROL DISTRICT CITIZENS ADVISORY COMMITTEE

AUGUST 30, 2021
3:00 P.M.

Pursuant to NRS 241.023, the Clark County Regional Flood Control District will hold a public meeting by means of a remote technology system for the Citizens Advisory Committee meeting to be held on August 30, 2021 at 3:00 p.m.

The Clark County Regional Flood Control District will not provide a physical location for the public to attend the meeting of the Citizens Advisory Committee on August 30, 2021.

To hear, observe and participate in the meeting a member of the public shall use the remote technology system by following the GoTo Meeting instructions below:

- **Citizens Advisory Committee August 30, 2021 Meeting**
Mon, Aug 30, 2021 3:00 PM - 4:30 PM (PDT)

Please join my meeting from your computer, tablet or smartphone.
<https://global.gotomeeting.com/join/595455341>

You can also dial in using your phone.
United States: [+1 \(669\) 224-3412](tel:+16692243412)

Access Code: 595-455-341

New to GoToMeeting? Get the app now and be ready when your first meeting starts: <https://global.gotomeeting.com/install/595455341>

Additionally, the Regional Flood Control District encourages citizen participation at its public meetings and will be accepting public comments by accessing the GoTo Meeting information listed above.

This agenda, including the supporting materials, is also available at the Regional Flood Control District's website, <https://www.regionalflood.org>; or by contacting Deanna Hughes through mail at 600 South Grand Central Parkway, Suite 300 Las Vegas, Nevada 89106, by calling (702) 685-0041, or by email at DHughes@regionalflood.org.

Pursuant to NRS 241.020(4), this meeting agenda has been properly noticed and posted at the following locations:

The Notice has been posted on the State of Nevada Public Notice Website at https://notice.nv.gov/	The Notice, Agenda, and Agenda Full-Backup have been posted on the Clark County Regional Flood Control District's Website at www.regionalflood.org
Clark County Regional Flood Control District 600 South Grand Central Parkway Las Vegas, Nevada 89106	

By: *Jacqueline Ramirez*

1. **Comments By the General Public**

This is a period devoted to comments by the general public about items on **this** agenda. If you wish to speak to the Regional Flood Control District Citizens Advisory Committee about items within its jurisdiction but not appearing on this agenda, you must wait until the “Comments By the General Public” period listed at the end of this agenda. Comments will be limited to three minutes. To hear, observe and participate in the meeting a member of the public shall use the remote technology system by following the GoTo Meeting instructions listed above to present their comments to the Citizens Advisory Committee. Clearly state your name and address and **spell** your last name for the record. If any member of the Citizens Advisory Committee wishes to extend the length of a presentation, this will be done by the Chair.

REGIONAL FLOOD CONTROL DISTRICT



**AGENDA
CLARK COUNTY REGIONAL FLOOD CONTROL DISTRICT
CITIZENS ADVISORY COMMITTEE
AUGUST 30, 2021
3:00 P.M.**

- Items on the agenda may be taken out of order.
- The Regional Flood Control District Citizens Advisory Committee may combine two or more agenda items for consideration.
- The Regional Flood Control District Citizens Advisory Committee may remove an item from the agenda or delay discussion relating to an item on the agenda at any time.
- **Citizens Advisory Committee August 30, 2021 Meeting**
Mon, Aug 30, 2021 3:00 PM - 4:30 PM (PDT)

Please join my meeting from your computer, tablet or smartphone.
<https://global.gotomeeting.com/join/595455341>

You can also dial in using your phone.
United States: [+1 \(669\) 224-3412](tel:+16692243412)

Access Code: 595-455-341

New to GoToMeeting? Get the app now and be ready when your first meeting starts: <https://global.gotomeeting.com/install/595455341>

I. Call to Order

1. Comments By the General Public

This is a period devoted to comments by the general public about items on **this** agenda. If you wish to speak to the Regional Flood Control District Citizens Advisory Committee about items within its jurisdiction but not appearing on this agenda, you must wait until the “Comments By the General Public” period listed at the end of this agenda. Comments will be limited to three minutes. To hear, observe and participate in the meeting a member of the public shall use the remote technology system by following the GoTo Meeting instructions listed above to present their comments to the Citizens Advisory Committee. Clearly state your

name and address and **spell** your last name for the record. If any member of the Citizens Advisory Committee wishes to extend the length of a presentation, this will be done by the Chair.

2. Action to approve the agenda with deletion of any items (*For possible action*)
3. Action to approve the minutes of the August 2, 2021 meeting (*For possible action*)

II. Administration

4. Action to accept the financial reports (*For possible action*)
5. Action to adopt amendments to the Ten-Year Construction Program (*For possible action*)
6. Action to approve the sixth amendment to the agreement to provide legal consulting services regarding the National Pollutant Discharge Elimination System and other Environmental and Water Quality issues (*For possible action*)
7. Receive the Fiscal Year 2020-2021 Fourth Quarter Maintenance Work Program status reports as submitted by the entities
8. Receive a report on amendments to the Regional Flood Control District's Policies and Procedures Manual – 2021 Annual Review/Update

III. Design and Construction

9. Action to approve the first supplemental interlocal contract for maintenance to increase funding for FY 2020-2021 Maintenance Work Program – Clark County (*For possible action*)
10. Whitney Ranch Channel Replacement – City of Henderson
 - a. Action to approve the first supplemental interlocal contract for construction to increase funding, extend the project completion date and add a line item for construction management entity labor costs (*For possible action*)
 - b. Receive a report on the award of bid for construction
11. **Comments By the General Public**

A period devoted to comments by the general public about matters relevant to the Regional Flood Control District Citizens Advisory Committee jurisdiction will be

held. No vote may be taken on a matter not listed on the posted agenda. Comments will be limited to three minutes.

To hear, observe and participate in the meeting a member of the public shall use the remote technology system by following the GoTo Meeting instructions listed above to present their comments to the Citizens Advisory Committee. Clearly state your name and address and **spell** your last name for the record. If any member of the Citizens Advisory Committee wishes to extend the length of a presentation, this will be done by the Chair.

All comments by speakers and email should be relevant to the Regional Flood Control District's Citizens Advisory Committee action and jurisdiction.

NOTE: *The next scheduled Citizens Advisory Committee meeting is on Monday, October 4, 2021 at 3:00 p.m.*

MINUTES
CLARK COUNTY REGIONAL FLOOD CONTROL DISTRICT
CITIZENS ADVISORY COMMITTEE
AUGUST 2, 2021
3:00 P.M.

These minutes are prepared in compliance with NRS 241.035. Text is in summarized rather than verbatim format. For complete contents, please refer to meeting recordings on file at the Regional Flood Control District (RFCD) offices.

MEETING NOTICES Public Notices of this meeting were properly posted by Jacqueline Ramirez of the Regional Flood Control District in the following locations: Clark County Regional Flood Control District Building, the Clark County Regional Flood Control District Website (www.regionalflood.org), and the State of Nevada Public Notice Website (<https://notice.nv.gov/>).

CALL TO ORDER: Mr. Ron Newell, Chair, Clark County, called the meeting to order at 3:01 p.m., in Room 108, 600 South Grand Central Parkway, with the following members present:

MEMBERS PRESENT: Ron Newell, Chair, Clark County
Bill Starmer, Vice-Chair, City of Las Vegas
Norman Ashford, City of Mesquite
Karina Barragan, City of North Las Vegas
Harshal Desai, City of Henderson
Jim Jordano, City of Henderson
Brian Wilson, City of Las Vegas
Bertha Gutierrez, Clark County

MEMBERS ABSENT: James Houts, City of Boulder City

STAFF: Steven C. Parrish, General Manager/Chief Engineer
Andrew Trelease, Assistant General Manager
Christopher Figgins, RFCD Attorney
John Tennert, Environmental Mitigation Manager
Erin Neff, Public Information Manager
Abigail Mayrena, Principal Civil Engineer
Brian Rowley, Principal Civil Engineer
Debra Yamachika, Senior Civil Engineer
Jessica Butte, Fiscal Services Administrator
Tammy McMahan, Office Services Manager
Jacqueline Ramirez, Senior Office Specialist

I. Call to Order

Mr. Ron Newell, Chair, Clark County, called the Citizens Advisory Committee meeting to order at 3:01 p.m., in Room 108 of the RFCD/RTC Administration Building.

1. Comments By the General Public

There was no response to the call for Comments By the General Public.

Mr. Parrish informed the Committee that District photographers would be taking pictures during the meeting for the District's Annual Report. He requested that Committee members gather after the meeting for a group photograph.

Additionally, Mr. Parrish mentioned that Mayor Tem Claudia Bridges of the City of Boulder City had recently replaced Mayor McManus on the District's Board of Directors. He explained that, as a result of this change, Mayor McManus's appointee, Mr. Larry Karr, would not be eligible to participate in the August 10, 2021 meeting. However, Mr. Parrish was pleased to announce that Mayor Pro Tem Bridges had agreed to the reappointment of Mr. Karr to the Committee. He noted that Mr. Karr is expected to return to the Committee after the appointment process is complete.

2. Action to approve the agenda with deletion of any items (*For possible action*)

Staff recommends approval of the agenda.

Mr. Starmer moved to follow staff recommendation.

8 AYES – 0 NAYS

Motion Carried

3. Action to approve the minutes of the June 28, 2021 meeting (*For possible action*)

Staff recommends approval of the minutes.

Mr. Wilson moved to follow staff recommendation.

8 AYES – 0 NAYS

Motion Carried

II. Administration

4. Action to accept the financial reports (*For possible action*)

Mr. Parrish reported that sales tax revenues for May 2021 totaled \$11,102,688.76, which was 31.5% above estimate. He shared that May 2021 had been the third consecutive month the District received over \$11 million in sales tax revenues. He added that this was out of the norm and was not expected to be a continuing trend. Mr. Parrish went on to say that the sales tax received year-to-date totaled \$103,513,444.06, which was 8.33% above estimate. Referencing the "Rolling 12-Month Total Sales Tax Revenue" chart handout, he pointed out a sharp rise in receipts during the prior three months.

Staff recommends acceptance of the financial reports.

Mr. Desai moved to follow staff recommendation.

8 AYES – 0 NAYS

Motion Carried

5. Action to adopt amendments to the Ten-Year Construction Program (*For possible action*)

Staff recommends approval.

Mr. Ashford moved to follow staff recommendation.

8 AYES – 0 NAYS

Motion Carried

6. Action to approve and authorize the General Manager to sign amendment no. 1 to the interlocal agreement between the Southern Nevada Water Authority and the District to increase funding to fund the development of site-specific criteria for selenium in the Las Vegas Wash (*For possible action*)

Mr. Parrish stated that the amendment involved an ongoing effort to develop criteria for selenium in the Las Vegas Wash. He shared that the U.S. Environmental Protection Agency had not accepted the District's existing data, citing the need for more current data. As a result, the District would need to collect and test fish for selenium content in the next phase. Mr. Parrish noted that the project would also include a study of the Las Vegas Wash tributaries to determine the suitability of aquatic life. Lastly, he informed the Committee that the District would move

forward with an understanding that it would be reimbursed by the Las Vegas Valley Watershed Advisory Committee.

Staff recommends approval.

Mr. Jordano moved to follow staff recommendation.

8 AYES – 0 NAYS

Motion Carried

7. Action to approve and authorize the Chair to sign the second amendment to the consultant contract with Atkins North America, Inc., to increase funding and extend the completion date to prepare an update to the Hydrologic Criteria and Drainage Design Manual (*For possible action*)

Mr. Parrish announced that the District was updating the Hydrologic Criteria and Drainage Design Manual utilized for engineering analysis. He explained that the project's first phase had identified outdated sections and involved the seeking stakeholder input from the engineering community and public entities. Mr. Parrish concluded his statement by noting that this amendment would increase funding to make the appropriate modifications.

Staff recommends approval.

Mr. Starmer moved to follow staff recommendation.

8 AYES – 0 NAYS

Motion Carried

III. Design and Construction

8. Receive a report on the award of bid for construction for Hollywood System, Centennial Parkway to Speedway #2 Detention Basin – City of North Las Vegas
Mr. Parrish

Mr. Parrish informed the Committee that the City of North Las Vegas had opened six bids on April 27, 2021. The recommended best bid had been awarded to Harber Company, Inc. for \$8,992,662. Mr. Parrish noted that the bid was 4% higher than the engineer's estimate presented to the District Board of Directors in September 2020.

No Action Required

9. Action to approve the interlocal contracts for design for the following projects (***For possible action***):
- a. Sunset Park – Duck Creek Wash to Eastern Avenue – Clark County
 - b. Flamingo, Cimarron Branch – Russell Road to Patrick Lane – Clark County

Mr. Parrish stated that the interlocal contracts involved two new projects that were ready to move forward to the design phase.

Staff recommends approval.

Ms. Barragan moved to follow staff recommendation.

**8 AYES – 0 NAYS
Motion Carried**

10. **Comments By the General Public**

There was no response to the call for Comments By the General Public.

Mr. Parrish mentioned that the District's Flash Flood Safety Press Conference, which took place July 1, 2021, had been successful and garnered much media attention. He went on to thank Mr. Newell and Mr. Starmer for attending the event. Additionally, Mr. Parrish noted that the Clark County region had experienced an active monsoon season compared to the past two years, with rainfall measuring up to three inches in some areas last week. He also pointed out that many areas suffered wind damage.

//

//

//

//

//


//

//

ADJOURNMENT

The meeting adjourned at 3:13 p.m.

Respectfully submitted,



for Steven C. Parrish, P.E.
General Manager/Chief Engineer

Ronald Newell,
Chair

Attest _____, 2021

Deanna Hughes
Board Secretary

/jr

CLARK COUNTY
REGIONAL FLOOD CONTROL DISTRICT
AGENDA ITEM

SUBJECT:
FINANCIAL REPORTS – JULY 2021
PETITIONER:
STEVEN C. PARRISH, P.E., GENERAL MANAGER/CHIEF ENGINEER
RECOMMENDATION OF PETITIONER:
ACCEPT THE REPORTS (FOR POSSIBLE ACTION)

FISCAL IMPACT: None

BACKGROUND: The financial reports for July 2021, are submitted for your review:

<u>Section</u>	<u>Description</u>	<u>Page(s)</u>
A - Fund 2860	Fund Balance Report	1
	Appropriation Balance Report – FY 2020-21	2
	Appropriation Balance Report – FY 2021-22	3
	Sales Tax Revenue Reports – FY 2020-21	4
	Sales Tax Revenue Reports – FY 2021-22	6
	Monthly Expenditure Summary Report	7
B - Fund 2870	Fund Balance Report	8
	Maintenance Work Program Monthly Expenditures	9-10
	Maintenance Work Program Status Report – FY 2021	11-12
	Maintenance Work Program Status Report – FY 2022	13-14
C - Fund 3300	Fund Balance Report	15
D - Fund 4430	Fund Balance Report	16
	Monthly Expenditure Report	17

TAC AGENDA ITEM #04 DATE: 08/26/2021	RFCD AGENDA ITEM # DATE: 09/09/2021
CAC AGENDA ITEM #04 DATE: 08/30/2021	

E - Summary	Pay-As-You-Go Funded – Current Project Expense Summary	18-42
	Bond Funded – Current Project Expense Summary	43-48
	Capital Improvement Program – Open Projects Summary	49
	Pay-As-You-Go Funding – Cumulative Reporting	50-63
	Bond Funding – Cumulative Reporting.....	64-68
	FY 2020-21 Projects Funded Summary	69-71
	FY 2021-22 Projects Funded Summary	72-73
	Estimated Funding Schedule	74

Respectfully submitted,


 Jeanine Pitts-Dilworth
 Administrative Services Director

TAC AGENDA ITEM #04 DATE: 08/26/2021	RFCD AGENDA ITEM # DATE: 09/09/2021
CAC AGENDA ITEM #04 DATE: 08/30/2021	

REGIONAL FLOOD CONTROL DISTRICT
 FUND 2860 - OPERATING FUND
 FUND BALANCE REPORT
 JULY 2021

BEGINNING CASH BALANCE:		\$ 19,443,327.22	
Accruals/Adjustments		<u>23,569.63</u>	
	TOTAL BEGINNING BALANCE		\$ 19,466,896.85
REVENUES:			
Sales Tax Revenue (May 2021)		11,102,688.76	
Interest Earnings		15,912.06	
Fund 4430 - Transfer In Interest Earnings		56,005.04	
Build America Bonds Rebate		-	
Sale of Materials		-	
Miscellaneous Other Revenue		-	
Petty Cash Reimbursements		-	
Miscellaneous Accruals/Adjustments		<u>10,330.68</u>	
	TOTAL REVENUES		\$ 11,184,936.54
EXPENDITURES:			
Salaries & Benefits		(304,753.55)	
Services & Supplies		(51,364.06)	
Professional Services		(182,462.29)	
Capital Expenditures		-	
Fund 2870 - Transfer Out Maintenance Work Program		-	
Fund 3300 - Transfer Out Debt Service		(3,981,148.68)	
Fund 4430 - Transfer Out Budgeted Transfers		-	
Accruals/Adjustments		-	
Accounts Payable		-	
Miscellaneous Accruals/Adjustments		<u>(194,417.27)</u>	
	TOTAL EXPENSES		\$ <u>(4,714,145.85)</u>
ENDING CASH BALANCE:			\$ <u><u>25,937,687.54</u></u>

REGIONAL FLOOD CONTROL DISTRICT
 FUND 2860 - OPERATING FUND
 APPROPRIATION BALANCE REPORT
 FISCAL YEAR 2020-21

REVENUES/FINANCING SOURCES

	BUDGET	ACTUAL	ENCUMBRANCE/ ILC	UNREALIZED	% UNREALIZED
Revenues	\$ 104,581,000.00	\$ 103,585,768.34	N/A	\$ 995,231.66	1%
Other Sources	<u>1,406,250.00</u>	<u>920,897.76</u>	<u>N/A</u>	<u>485,352.24</u>	<u>35%</u>
TOTAL	\$ 105,987,250.00	\$ 104,506,666.10	N/A	\$ 1,480,583.90	1%

EXPENDITURES/TRANSFERS

	BUDGET	ACTUAL	ENCUMBRANCE/ ILC	AVAILABLE	% AVAILABLE
Expenditures	\$ 9,787,885.00	\$ 6,593,990.98	\$ 858,500.04	\$ 2,335,393.98	24%
Transfers Out					
Debt Service	52,368,684.00	46,692,591.22	-	5,676,092.78	11%
MWP	10,000,000.00	7,700,000.00	-	2,300,000.00	23%
CIP (1)	<u>33,000,000.00</u>	<u>35,300,000.00</u>	<u>-</u>	<u>(2,300,000.00)</u>	<u>-7%</u>
TOTAL	\$ 105,156,569.00	\$ 96,286,582.20	\$ 858,500.04	\$ 8,011,486.76	8%

Notes:

(1) Includes Local Drainage program.

REGIONAL FLOOD CONTROL DISTRICT
 FUND 2860 - OPERATING FUND
 APPROPRIATION BALANCE REPORT
 FISCAL YEAR 2021-22

REVENUES/FINANCING SOURCES

	BUDGET	ACTUAL	ENCUMBRANCE/ ILC	UNREALIZED	% UNREALIZED
Revenues	\$ 114,204,000.00	\$ -	N/A	\$ 114,204,000.00	100%
Other Sources	1,400,000.00	56,005.04	N/A	1,343,994.96	96%
TOTAL	\$ 115,604,000.00	\$ 56,005.04	N/A	\$ 115,547,994.96	100%

EXPENDITURES/TRANSFERS

	BUDGET	ACTUAL	ENCUMBRANCE/ ILC	AVAILABLE	% AVAILABLE
Expenditures	\$ 10,513,416.00	\$ 541,945.20	\$ 1,937,025.18	\$ 8,034,445.62	76%
Transfers Out					
Debt Service	47,795,440.00	7,962,297.36	-	39,833,142.64	83%
MWP	11,000,000.00	-	-	11,000,000.00	100%
CIP (1)	60,000,000.00	-	-	60,000,000.00	100%
TOTAL	\$ 129,308,856.00	\$ 8,504,242.56	\$ 1,937,025.18	\$ 118,867,588.26	92%

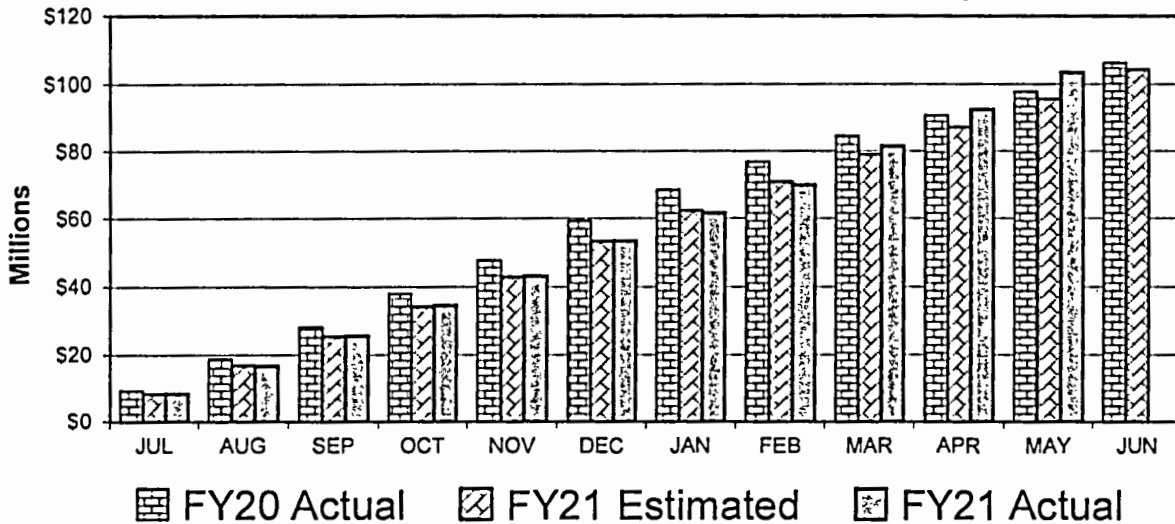
Notes:

(1) Includes Local Drainage program.

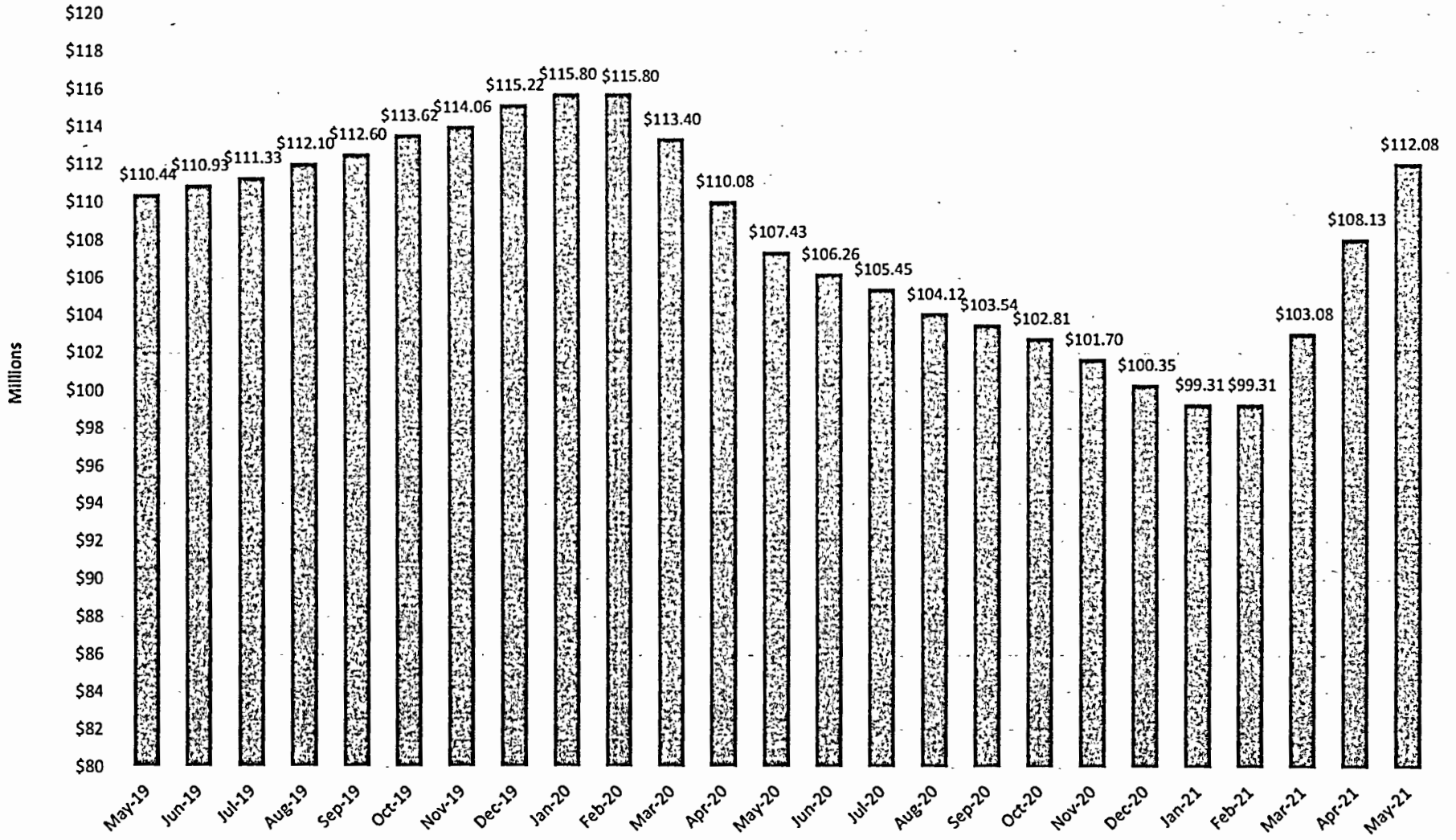
SALES TAX REVENUE REPORT
 REGIONAL FLOOD CONTROL DISTRICT
 FISCAL YEAR 2020-21
 MODIFIED ACCRUAL BASIS

MONTH SALES TAX COLLECTED BY MERCHANT	1/4 CENT SALES TAX ESTIMATE (as approved April 9, 2020)	ACTUAL SALES TAX REVENUES	DIFFERENCE OVER/(UNDER) ESTIMATE	PERCENT +/- FROM ESTIMATE
JULY	\$ 8,295,317.63	\$ 8,415,514.60	\$ 120,196.97	1.45%
AUGUST	8,610,504.53	8,233,177.25	(377,327.28)	-4.38%
SEPTEMBER	8,542,813.84	8,911,926.98	369,113.14	4.32%
OCTOBER	8,687,995.65	8,920,777.72	232,782.07	2.68%
NOVEMBER	8,792,459.96	8,666,090.85	(126,369.11)	-1.44%
DECEMBER	10,374,173.78	10,168,374.24	(205,799.54)	-1.98%
JANUARY	8,991,658.22	8,187,848.79	(803,809.43)	-8.94%
FEBRUARY	8,534,129.44	8,394,033.87	(140,095.57)	-1.64%
MARCH	8,058,992.42	11,447,047.85	3,388,055.43	42.0%
APRIL	8,222,297.66	11,065,963.15	2,843,665.49	34.6%
MAY	8,444,030.21	11,102,688.76	2,658,658.55	31.5%
JUNE	8,796,626.66	-	-	-
TOTAL:	\$ 104,351,000.00	\$ 103,513,444.06	\$ 7,959,070.72	8.33%

Estimated vs Actual Cumulative Sales Tax Receipts



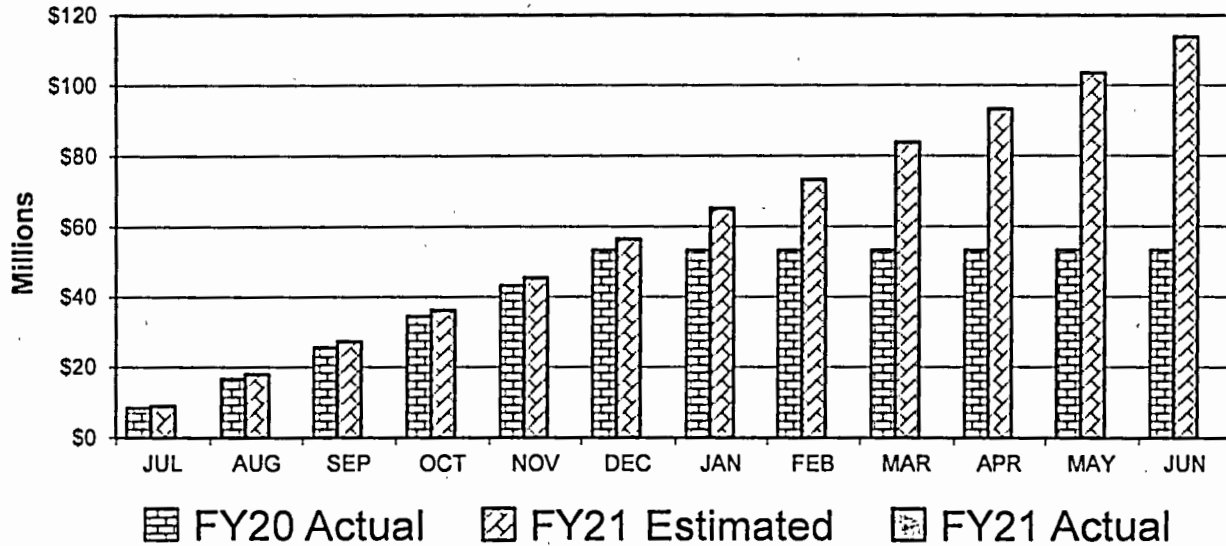
Rolling 12-Month Total Sales Tax Revenue May 2019 - May 2021



**SALES TAX REVENUE REPORT
REGIONAL FLOOD CONTROL DISTRICT
FISCAL YEAR 2021-2022
MODIFIED ACCRUAL BASIS**

MONTH SALES TAX COLLECTED BY MERCHANT	1/4 CENT SALES TAX ESTIMATE <small>(as approved April 8, 2021)</small>	ACTUAL SALES TAX REVENUES	DIFFERENCE OVER/(UNDER) ESTIMATE	PERCENT +/- FROM ESTIMATE
JULY	\$ 8,916,324.03	\$ -		
AUGUST	\$ 9,062,012.81	-		
SEPTEMBER	\$ 9,216,909.75	-		
OCTOBER	\$ 8,991,368.25	-		
NOVEMBER	\$ 9,129,388.54	-		
DECEMBER	\$ 11,164,518.09	-		
JANUARY	\$ 8,666,059.27	-		
FEBRUARY	\$ 8,107,277.23	-		
MARCH	\$ 10,455,336.39	-		
APRIL	\$ 9,613,032.89	-		
MAY	\$ 10,156,426.81	-		
JUNE	\$ 10,421,345.94	-		
TOTAL:	\$ 113,900,000.00	\$ -	\$ -	

Estimated vs Actual Cumulative Sales Tax Receipts



Schedule of Monthly Expenditures - Summary
Fund 2860 - Operating Fund
7/1/2021 to 7/31/2021

<u>Fiscal Year</u>	<u>Account #</u>	<u>Account Name</u>	<u>Amount</u>
2021	61*/62*	Salaries and Benefits	0.00
	630000	Other Professional Services	182,462.29
	640310	R & M-Facilities	12,285.64
	640320	R & M-Equipment	1,539.50
	640340	R & M-Vehicles	1,001.47
	644610	Information System Services	530.73
	645000	Other Insurance	206.77
	646100	Telephone-Local	306.14
	646110	Telephone-Long Distance	40.17
	663000	Operating Supplies	1,163.43
	663400	Office Supplies	1,739.78
	663421	LVA-IT Hardware-Modified Accrual	21,807.00
	663500	Wearing Apparel	47.85
	670100	Electricity	1,331.05
	670500	Disposal	83.83
		Fiscal Year Total	\$224,545.65
<u>Fiscal Year</u>	<u>Account #</u>	<u>Account Name</u>	<u>Amount</u>
2022	61*/62*	Salaries and Benefits	304,753.55
	640310	R & M-Facilities	210.00
	663500	Wearing Apparel	9.09
	670100	Electricity	803.01
	679200	Licenses & Taxes	1,276.00
	679220	Software Licenses	1,938.60
	679300	Dues	1,340.00
	679310	Subscriptions	204.00
	679830	Contributions to Agencies & Other Govt	3,500.00
		Fiscal Year Total	\$314,034.25
		Grand Total	\$538,579.90

REGIONAL FLOOD CONTROL DISTRICT
 FUND 2870 - FACILITIES MAINTENANCE FUND
 FUND BALANCE REPORT
 JULY 2021

BEGINNING CASH BALANCE:	\$ 5,090,169.82	
Accruals/Adjustments	<u>(158,816.89)</u>	
TOTAL BEGINNING CASH BALANCE:		\$ 4,931,352.93
REVENUES:		
Interest Income	4,695.54	
Fund 2860 - Transfer In Maintenance Work Program	-	
Miscellaneous Other Revenue/Adjustments	<u>-</u>	
TOTAL MONTHLY REVENUES		\$ 4,695.54
EXPENDITURES:		
Services & Supplies	(591,349.27)	
Maintenance Work Program Expenditures	-	
Accruals/Adjustments		
Miscellaneous Accruals/Adjustments	-	
Contract Retention Payable	(12,898.96)	
Contract Retention Interest Payable	-	
Accounts Payable	<u>-</u>	
TOTAL MONTHLY EXPENSES		\$ <u>(604,248.23)</u>
ENDING CASH BALANCE:		\$ <u><u>4,331,800.24</u></u>

**Regional Flood Control District
Monthly Expenditures
Maintenance Work Program
7/1/2021 to 7/31/2021**

Fiscal Year - 2021

<u>Vendor</u>	<u>Facility</u>	<u>Invoice No.</u>	<u>Inv. Date</u>	<u>P.O. Number</u>	<u>Date Paid</u>	<u>Amount</u>
CAPRIATI CONSTRUCTION CORP INC	RF.HN65	FY21-0004	06/23/2021	4500323704	07/21/2021	\$162,421.60
CG&B ENTERPRISES INC	#Error	INT46500015 91421	07/15/2021	none	07/19/2021	\$0.46
CITY OF BOULDER CITY	RF.BC01	6710	07/14/2021	4500324498	07/15/2021	\$8,456.26
CITY OF BOULDER CITY	RF.BC01	6710	07/14/2021	4500324498	07/15/2021	\$12,011.51
CITY OF BOULDER CITY	RF.BC03	6710	07/14/2021	4500324498	07/15/2021	\$76,705.00
CITY OF BOULDER CITY	RF.BC04	6710	07/14/2021	4500324498	07/15/2021	\$746.79
CITY OF HENDERSON	RF.HN65	MSC5035493	06/23/2021	4500323703	07/01/2021	\$719.20
CITY OF HENDERSON	RF.HN65	MSC5035494	06/23/2021	4500323703	07/01/2021	\$10,956.91
CITY OF HENDERSON	RF.HN66	MSC- 5035655	06/30/2021	4500323703	07/20/2021	\$60.00
CITY OF HENDERSON	RF.HN66	MSC5035494	06/23/2021	4500323703	07/01/2021	\$923.26
CITY OF HENDERSON	RF.HN67	MSC5035494	06/23/2021	4500323703	07/01/2021	\$730.41
CITY OF HENDERSON	RF.HN68	MSC5035494	06/23/2021	4500323703	07/01/2021	\$454.41
CITY OF HENDERSON	RF.HN69	MSC5035494	06/23/2021	4500323703	07/01/2021	\$620.71
CITY OF HENDERSON	RF.HN70	MSC5035494	06/23/2021	4500323703	07/01/2021	\$594.20
CITY OF HENDERSON	RF.HN71	MSC5035494	06/23/2021	4500323703	07/01/2021	\$344.71
CITY OF HENDERSON	RF.HN72	MSC5035494	06/23/2021	4500323703	07/01/2021	\$454.39
CITY OF HENDERSON	RF.HN73	MSC5035494	06/23/2021	4500323703	07/01/2021	\$344.71
CITY OF NORTH LAS VEGAS	RF.NL01	353569	07/12/2021	4500323706	07/19/2021	\$2,838.10
CITY OF NORTH LAS VEGAS	RF.NL01	353569	07/12/2021	4500323706	07/19/2021	\$6,705.33
CITY OF NORTH LAS VEGAS	RF.NL01	353569	07/12/2021	4500323706	07/19/2021	\$100.74
CITY OF NORTH LAS VEGAS	RF.NL02	353569	07/12/2021	4500323706	07/19/2021	\$25,342.76
CITY OF NORTH LAS VEGAS	RF.NL02	353569	07/12/2021	4500323706	07/19/2021	\$3,240.89
CITY OF NORTH LAS VEGAS	RF.NL02	353569	07/12/2021	4500323706	07/19/2021	\$1,442.76
CITY OF NORTH LAS VEGAS	RF.NL02	353569	07/12/2021	4500323706	07/19/2021	\$31,344.75
CITY OF NORTH LAS VEGAS	RF.NL03	353569	07/12/2021	4500323706	07/19/2021	\$100.74
CITY OF NORTH LAS VEGAS	RF.NL04	353569	07/12/2021	4500323706	07/19/2021	\$34,683.24
CITY OF NORTH LAS VEGAS	RF.NL04	353569	07/12/2021	4500323706	07/19/2021	\$3,615.15
CITY OF NORTH LAS VEGAS	RF.NL04	353569	07/12/2021	4500323706	07/19/2021	\$100.74
CITY OF NORTH LAS VEGAS	RF.NL05	353569	07/12/2021	4500323706	07/19/2021	\$1,046.20
CITY OF NORTH LAS VEGAS	RF.NL06	353569	07/12/2021	4500323706	07/19/2021	\$960.48
CITY OF NORTH LAS VEGAS	RF.NL07	353569	07/12/2021	4500323706	07/19/2021	\$6,508.47
CITY OF NORTH LAS VEGAS	RF.NL07	353569	07/12/2021	4500323706	07/19/2021	\$100.73
CITY OF NORTH LAS VEGAS	RF.NL07	353569	07/12/2021	4500323706	07/19/2021	\$4,600.00
CITY OF NORTH LAS VEGAS	RF.NL08	353569	07/12/2021	4500323706	07/19/2021	\$1,005.66

**Regional Flood Control District
 Monthly Expenditures
 Maintenance Work Program
 7/1/2021 to 7/31/2021**

<u>Vendor</u>	<u>Facility</u>	<u>Invoice No.</u>	<u>Inv. Date</u>	<u>P.O. Number</u>	<u>Date Paid</u>	<u>Amount</u>
CITY OF NORTH LAS VEGAS	RF.NL08	353569	07/12/2021	4500323706	07/19/2021	\$747.61
CITY OF NORTH LAS VEGAS	RF.NL10	353569	07/12/2021	4500323706	07/19/2021	\$4,533.30
CITY OF NORTH LAS VEGAS	RF.NL10	353569	07/12/2021	4500323706	07/19/2021	\$100.73
CITY OF NORTH LAS VEGAS	RF.NL11	353569	07/12/2021	4500323706	07/19/2021	\$2,266.65
CITY OF NORTH LAS VEGAS	RF.NL11	353569	07/12/2021	4500323706	07/19/2021	\$100.73
CITY OF NORTH LAS VEGAS	RF.NL12	353569	07/12/2021	4500323706	07/19/2021	\$100.73
CITY OF NORTH LAS VEGAS	RF.NL13	353569	07/12/2021	4500323706	07/19/2021	\$1,217.80
CITY OF NORTH LAS VEGAS	RF.NL13	353569	07/12/2021	4500323706	07/19/2021	\$313.59
CITY OF NORTH LAS VEGAS	RF.NL14	353569	07/12/2021	4500323706	07/19/2021	\$2,266.65
CITY OF NORTH LAS VEGAS	RF.NL14	353569	07/12/2021	4500323706	07/19/2021	\$1,043.31
CITY OF NORTH LAS VEGAS	RF.NL15	353569	07/12/2021	4500323706	07/19/2021	\$14,753.70
CITY OF NORTH LAS VEGAS	RF.NL15	353569	07/12/2021	4500323706	07/19/2021	\$100.73
CITY OF NORTH LAS VEGAS	RF.NL15	353569	07/12/2021	4500323706	07/19/2021	\$4,264.81
CITY OF NORTH LAS VEGAS	RF.NL16	353569	07/12/2021	4500323706	07/19/2021	\$4,746.96
CITY OF NORTH LAS VEGAS	RF.NL16	353569	07/12/2021	4500323706	07/19/2021	\$100.73
CITY OF NORTH LAS VEGAS	RF.NL17	353569	07/12/2021	4500323706	07/19/2021	\$100.73
CITY OF NORTH LAS VEGAS	RF.NL18	353569	07/12/2021	4500323706	07/19/2021	\$100.73
CITY OF NORTH LAS VEGAS	RF.NL18	353569	07/12/2021	4500323706	07/19/2021	\$6,897.06
CITY OF NORTH LAS VEGAS	RF.NL18	353569	07/12/2021	4500323706	07/19/2021	\$5,369.39
CITY OF NORTH LAS VEGAS	RF.NL19	353569	07/12/2021	4500323706	07/19/2021	\$5,667.11
CITY OF NORTH LAS VEGAS	RF.NL19	353569	07/12/2021	4500323706	07/19/2021	\$7,589.43
CITY OF NORTH LAS VEGAS	RF.NL19	353569	07/12/2021	4500323706	07/19/2021	\$100.73
LOGISTICAL SOLUTIONS LLC	RF.HN66	14294A	06/17/2021	4500325575	07/19/2021	\$3,441.45
LOGISTICAL SOLUTIONS LLC	RF.HN66	14294B	06/17/2021	none	07/19/2021	\$1,508.55
LOGISTICAL SOLUTIONS LLC	RF.HN67	14276	06/15/2021	4500325575	07/15/2021	\$1,995.00
LOGISTICAL SOLUTIONS LLC	RF.HN69	14295	06/15/2021	4500325575	07/19/2021	\$2,750.00
RAFAEL CONSTRUCTION INC	#Error	INT46500016	07/15/2021	none	07/19/2021	\$0.27
		02421				
RAFAEL CONSTRUCTION INC	RF.HN65	23570#2	06/30/2021	4500330261	07/15/2021	\$75,802.52
TRE BARNEN LLC	RF.HN69	FY21-0001	06/03/2021	none	07/01/2021	\$4,966.10
TRE BARNEN LLC	RF.HN69	FY21-0001A	06/03/2021	none	07/01/2021	\$6,257.82
TRE BARNEN LLC	RF.HN69	FY21-0002	06/03/2021	none	07/01/2021	\$3,505.88
WESTWOOD PROFESSIONAL SERVICES INC	RF.HN69	1210600294	06/10/2021	4500323476	07/08/2021	\$4,521.60
WESTWOOD PROFESSIONAL SERVICES INC	RF.HN72	1210600294	06/10/2021	4500323476	07/08/2021	\$23,835.60
Total Expenditures						\$591,349.27
Grand Total						\$591,349.27

**Regional Flood Control District
Maintenance Work Program Status Report - Fiscal Year 2021**

Boulder City

<u>Facility</u>	<u>Facility Name</u>	<u>Budget</u>	<u>Amount Spent</u>	<u>Amount Remaining</u>
RF.BC01	Hemenway Watershed	\$185,000.00	\$85,670.94	\$99,329.06
RF.BC02	Georgia/Buchanan Watershed	\$59,850.00	\$23,159.65	\$36,690.35
RF.BC03	North Railroad Watershed	\$180,150.00	\$138,065.90	\$42,084.10
RF.BC04	West Airport Watershed	\$26,000.00	\$9,479.25	\$16,520.75
		\$451,000.00	\$256,375.74	\$194,624.26

Clark County

<u>Facility</u>	<u>Facility Name</u>	<u>Budget</u>	<u>Amount Spent</u>	<u>Amount Remaining</u>
RF.CC01	Flamingo Wash	\$1,304,380.00	\$1,211,103.30	\$93,276.70
RF.CC02	Las Vegas Wash	\$336,920.00	\$329,834.29	\$7,085.71
RF.CC03	Duck Creek	\$463,725.00	\$310,360.68	\$153,364.32
RF.CC05	Las Vegas Range Wash	\$224,600.00	\$145,277.76	\$79,322.24
RF.CC06	Tropicana Wash	\$330,825.00	\$305,476.78	\$25,348.22
RF.CC07	Airport Channel	\$135,500.00	\$126,508.12	\$8,991.88
RF.CC08	Monson Channel	\$25,825.00	\$21,356.92	\$4,468.08
RF.CC09	Rawhide Channel	\$68,200.00	\$66,552.59	\$1,647.41
RF.CC10	Van Buskirk Channel	\$164,650.00	\$159,889.23	\$4,760.77
RF.CC11	Flamingo Wash North Fork	\$31,600.00	\$26,426.25	\$5,173.75
RF.CC14	Laughlin Washes	\$36,850.00	\$28,339.66	\$8,510.34
RF.CC15	Moapa Valley	\$41,400.00	\$24,269.45	\$17,130.55
RF.CC16	Blue Diamond Wash	\$147,950.00	\$128,945.99	\$19,004.01
RF.CC17	Searchlight	\$1,600.00	\$507.64	\$1,092.36
RF.CC18	Bunkerville	\$26,250.00	\$16,919.34	\$9,330.66
RF.CC19	Pittman Wash	\$49,300.00	\$42,498.93	\$6,801.07
RF.CC20	Indian Springs/Gdsprings	\$44,400.00	\$38,569.63	\$5,830.37
RF.CC21	Northern Beltway Channels	\$12,525.00	\$7,001.32	\$5,523.68
		\$3,446,500.00	\$2,989,837.88	\$456,662.12

Henderson

<u>Facility</u>	<u>Facility Name</u>	<u>Budget</u>	<u>Amount Spent</u>	<u>Amount Remaining</u>
RF.HN65	C1 North	\$1,779,408.92	\$1,776,051.81	\$3,357.11
RF.HN66	C1 South	\$625,374.97	\$127,774.99	\$497,599.98
RF.HN67	Pittman Central NE	\$43,855.00	\$43,579.94	\$275.06
RF.HN68	Pittman Central SE	\$131,819.74	\$131,546.88	\$272.86
RF.HN69	Pittman Central NW	\$823,458.68	\$801,555.37	\$21,903.31
RF.HN70	Pittman Central SW	\$50,279.40	\$40,004.86	\$10,274.54
RF.HN71	Pittman Anthem Inspirada	\$37,588.20	\$28,370.41	\$9,217.79
RF.HN72	Pittman Seven Hills	\$141,408.27	\$139,267.31	\$2,140.96
RF.HN73	Pittman West Henderson	\$18,637.82	\$18,301.33	\$336.49
		\$3,651,831.00	\$3,106,452.90	\$545,378.10

Las Vegas

<u>Facility</u>	<u>Facility Name</u>	<u>Budget</u>	<u>Amount Spent</u>	<u>Amount Remaining</u>
RF.LV51	Cedar Ave Channel/Nellis System	\$2,500.00	\$2,150.21	\$349.79
RF.LV52	Gowan/Angel Pk/Lone Mtn System	\$720,000.00	\$286,962.01	\$433,037.99
RF.LV53	Lake Mead/Smoke Ranch/Washington Sys	\$131,500.00	\$121,210.94	\$10,289.06

Regional Flood Control District

Maintenance Work Program Status Report - Fiscal Year 2021

<u>Facility</u>	<u>Facility Name</u>	<u>Budget</u>	<u>Amount Spent</u>	<u>Amount Remaining</u>
RF.LV54	Las Vegas Wash System	\$1,364,000.00	\$1,240,533.62	\$123,466.38
RF.LV55	Meadows/Oakey System	\$48,340.00	\$36,088.81	\$12,251.19
RF.LV56	Washington Ave/LV Creek	\$35,000.00	\$29,674.97	\$5,325.03
RF.LV57	US95/Outer Beltway/Ann Road System	\$898,660.00	\$476,251.20	\$422,408.80
		<u>\$3,200,000.00</u>	<u>\$2,192,871.76</u>	<u>\$1,007,128.24</u>

Mesquite

<u>Facility</u>	<u>Facility Name</u>	<u>Budget</u>	<u>Amount Spent</u>	<u>Amount Remaining</u>
RF.ME01	Mesquite Town Wash	\$19,000.00	\$34,007.42	(\$15,007.42)
RF.ME02	Abbott Wash Channel	\$14,300.00	\$18,641.50	(\$4,341.50)
RF.ME04	Town Wash Detention Basin	\$337,400.00	\$56,732.19	\$280,667.81
RF.ME07	Pulsipher Wash	\$29,400.00	\$44,658.82	(\$15,258.82)
RF.ME08	Abbott Wash Detention Basin	\$60,000.00	\$40,970.01	\$19,029.99
RF.ME09	Pulsipher Wash Detention Basin	\$29,700.00	\$38,474.86	(\$8,774.86)
		<u>\$489,800.00</u>	<u>\$233,484.80</u>	<u>\$256,315.20</u>

North Las Vegas

<u>Facility</u>	<u>Facility Name</u>	<u>Budget</u>	<u>Amount Spent</u>	<u>Amount Remaining</u>
RF.NL01	LV Wash "N" Channel	\$19,376.03	\$18,652.25	\$723.78
RF.NL02	Las Vegas Wash-Middle	\$499,197.39	\$497,757.14	\$1,440.25
RF.NL03	LV Wash-King Charles Channel	\$22,202.33	\$21,016.13	\$1,186.20
RF.NL04	Vandenberg Detention Basin	\$87,980.66	\$86,108.63	\$1,872.03
RF.NL05	North Las Vegas Detention Basin	\$64,561.29	\$39,443.18	\$25,118.11
RF.NL06	Upper LVW DB & Moccasin Levee	\$15,362.91	\$29,335.40	(\$13,972.49)
RF.NL07	Carey/Lake Mead Detention Basin	\$406,838.04	\$406,837.97	\$0.07
RF.NL08	Gowan Outfall Channel	\$21,396.59	\$21,396.59	\$0.00
RF.NL10	Upper Las Vegas Wash	\$42,667.94	\$42,667.64	\$0.30
RF.NL11	Clayton Street Channel	\$24,461.46	\$22,045.89	\$2,415.57
RF.NL12	Lower Las Vegas Detention Basin	\$81,450.54	\$80,224.85	\$1,225.69
RF.NL13	West Trib-Ranch House to Lower LV DB	\$144,602.93	\$142,525.26	\$2,077.67
RF.NL14	Trib to Western Trib @ Craig Rd	\$30,244.20	\$21,984.06	\$8,260.14
RF.NL15	Las Vegas Wash-Smoke Ranch	\$38,966.15	\$37,340.41	\$1,625.74
RF.NL16	Upper Las Vegas Wash Channel	\$60,620.52	\$57,016.43	\$3,604.09
RF.NL17	Range Wash-LVW Diversion & Levee	\$53,901.87	\$50,194.85	\$3,707.02
RF.NL18	Cheyenne Peaking Basin	\$178,457.11	\$177,105.90	\$1,351.21
RF.NL19	LVW-Middle, Cheyenne Ave to Owens Ave	\$538,712.04	\$524,426.80	\$14,285.24
		<u>\$2,331,000.00</u>	<u>\$2,276,079.38</u>	<u>\$54,920.62</u>

Program Total	<u><u>\$13,570,131.00</u></u>	<u><u>\$11,055,102.46</u></u>	<u><u>\$2,515,028.54</u></u>
----------------------	-------------------------------	-------------------------------	------------------------------

**Regional Flood Control District
Maintenance Work Program Status Report - Fiscal Year 2022**

Boulder City

<u>Facility</u>	<u>Facility Name</u>	<u>Budget</u>	<u>Amount Spent</u>	<u>Amount Remaining</u>
RF.BC01	Hemenway Watershed	\$292,500.00	\$0.00	\$292,500.00
RF.BC02	Georgia/Buchanan Watershed	\$105,500.00	\$0.00	\$105,500.00
RF.BC03	North Railroad Watershed	\$92,500.00	\$0.00	\$92,500.00
RF.BC04	West Airport Watershed	\$73,000.00	\$0.00	\$73,000.00
		<u>\$563,500.00</u>	<u>\$0.00</u>	<u>\$563,500.00</u>

Clark County

<u>Facility</u>	<u>Facility Name</u>	<u>Budget</u>	<u>Amount Spent</u>	<u>Amount Remaining</u>
RF.CC01	Flamingo Wash	\$1,200,000.00	\$0.00	\$1,200,000.00
RF.CC02	Las Vegas Wash	\$290,000.00	\$0.00	\$290,000.00
RF.CC03	Duck Creek	\$427,500.00	\$0.00	\$427,500.00
RF.CC05	Las Vegas Range Wash	\$362,000.00	\$0.00	\$362,000.00
RF.CC06	Tropicana Wash	\$335,000.00	\$0.00	\$335,000.00
RF.CC07	Airport Channel	\$97,000.00	\$0.00	\$97,000.00
RF.CC08	Monson Channel	\$60,500.00	\$0.00	\$60,500.00
RF.CC09	Rawhide Channel	\$148,500.00	\$0.00	\$148,500.00
RF.CC10	Van Buskirk Channel	\$156,500.00	\$0.00	\$156,500.00
RF.CC11	Flamingo Wash North Fork	\$26,000.00	\$0.00	\$26,000.00
RF.CC14	Laughlin Washes	\$39,500.00	\$0.00	\$39,500.00
RF.CC15	Moapa Valley	\$41,000.00	\$0.00	\$41,000.00
RF.CC16	Blue Diamond Wash	\$158,000.00	\$0.00	\$158,000.00
RF.CC17	Searchlight	\$4,000.00	\$0.00	\$4,000.00
RF.CC18	Bunkerville	\$6,000.00	\$0.00	\$6,000.00
RF.CC19	Pittman Wash	\$22,500.00	\$0.00	\$22,500.00
RF.CC20	Indian Springs/Gdsprings	\$9,000.00	\$0.00	\$9,000.00
RF.CC21	Northern Beltway Channels	\$27,500.00	\$0.00	\$27,500.00
		<u>\$3,410,500.00</u>	<u>\$0.00</u>	<u>\$3,410,500.00</u>

Henderson

<u>Facility</u>	<u>Facility Name</u>	<u>Budget</u>	<u>Amount Spent</u>	<u>Amount Remaining</u>
RF.HN65	C1 North	\$465,600.00	\$0.00	\$465,600.00
RF.HN66	C1 South	\$280,600.00	\$0.00	\$280,600.00
RF.HN67	Pittman Central NE	\$160,200.00	\$0.00	\$160,200.00
RF.HN68	Pittman Central SE	\$135,600.00	\$0.00	\$135,600.00
RF.HN69	Pittman Central NW	\$426,100.00	\$0.00	\$426,100.00
RF.HN70	Pittman Central SW	\$99,100.00	\$0.00	\$99,100.00
RF.HN71	Pittman Anthem Inspirada	\$204,000.00	\$0.00	\$204,000.00
RF.HN72	Pittman Seven Hills	\$1,098,600.00	\$0.00	\$1,098,600.00
RF.HN73	Pittman West Henderson	\$52,100.00	\$0.00	\$52,100.00
		<u>\$2,921,900.00</u>	<u>\$0.00</u>	<u>\$2,921,900.00</u>

Las Vegas

<u>Facility</u>	<u>Facility Name</u>	<u>Budget</u>	<u>Amount Spent</u>	<u>Amount Remaining</u>
RF.LV51	Cedar Ave Channel/Nellis System	\$100,000.00	\$45.17	\$99,954.83
RF.LV52	Gowan/Angel Pk/Lone Mtn System	\$800,000.00	\$432,645.28	\$367,354.72
RF.LV53	Lake Mead/Smoke Ranch/Washington Sys	\$100,000.00	\$7,497.00	\$92,503.00

Regional Flood Control District

Maintenance Work Program Status Report - Fiscal Year 2022

<u>Facility</u>	<u>Facility Name</u>	<u>Budget</u>	<u>Amount Spent</u>	<u>Amount Remaining</u>
RF.LV54	Las Vegas Wash System	\$700,000.00	\$120,895.84	\$579,104.16
RF.LV55	Meadows/Oakey System	\$115,000.00	\$8,529.60	\$106,470.40
RF.LV56	Washington Ave/LV Creek	\$385,000.00	\$4,363.21	\$380,636.79
RF.LV57	US95/Outer Beltway/Ann Road System	\$1,000,000.00	\$364,220.71	\$635,779.29
		\$3,200,000.00	\$938,196.81	\$2,261,803.19

Mesquite

<u>Facility</u>	<u>Facility Name</u>	<u>Budget</u>	<u>Amount Spent</u>	<u>Amount Remaining</u>
RF.ME01	Mesquite Town Wash	\$19,000.00	\$0.00	\$19,000.00
RF.ME02	Abbott Wash Channel	\$14,300.00	\$0.00	\$14,300.00
RF.ME04	Town Wash Detention Basin	\$337,400.00	\$0.00	\$337,400.00
RF.ME07	Pulsipher Wash	\$29,400.00	\$0.00	\$29,400.00
RF.ME08	Abbott Wash Detention Basin	\$60,000.00	\$0.00	\$60,000.00
RF.ME09	Pulsipher Wash Detention Basin	\$29,700.00	\$0.00	\$29,700.00
		\$489,800.00	\$0.00	\$489,800.00

North Las Vegas

<u>Facility</u>	<u>Facility Name</u>	<u>Budget</u>	<u>Amount Spent</u>	<u>Amount Remaining</u>
RF.NL01	LV Wash "N" Channel	\$80,075.00	\$0.00	\$80,075.00
RF.NL02	Las Vegas Wash-Middle	\$177,571.00	\$0.00	\$177,571.00
RF.NL03	LV Wash-King Charles Channel	\$70,071.00	\$0.00	\$70,071.00
RF.NL04	Vandenberg Detention Basin	\$601,071.00	\$0.00	\$601,071.00
RF.NL05	North Las Vegas Detention Basin	\$179,500.00	\$0.00	\$179,500.00
RF.NL06	Upper LVW DB & Moccasin Levee	\$152,500.00	\$0.00	\$152,500.00
RF.NL07	Carey/Lake Mead Detention Basin	\$106,571.00	\$0.00	\$106,571.00
RF.NL08	Gowan Outfall Channel	\$74,071.00	\$0.00	\$74,071.00
RF.NL10	Upper Las Vegas Wash	\$23,000.00	\$0.00	\$23,000.00
RF.NL11	Clayton Street Channel	\$56,071.00	\$0.00	\$56,071.00
RF.NL12	Lower Las Vegas Detention Basin	\$96,571.00	\$0.00	\$96,571.00
RF.NL13	West Trib-Ranch House to Lower LV DB	\$64,571.00	\$0.00	\$64,571.00
RF.NL14	Trib to Western Trib @ Craig Rd	\$66,571.00	\$0.00	\$66,571.00
RF.NL15	Las Vegas Wash-Smoke Ranch	\$53,071.00	\$0.00	\$53,071.00
RF.NL16	Upper Las Vegas Wash Channel	\$99,571.00	\$0.00	\$99,571.00
RF.NL17	Range Wash-LVW Diversion & Levee	\$165,500.00	\$0.00	\$165,500.00
RF.NL18	Cheyenne Peaking Basin	\$88,071.00	\$0.00	\$88,071.00
RF.NL19	LVW-Middle, Cheyenne Ave to Owens Ave	\$176,573.00	\$0.00	\$176,573.00
		\$2,331,000.00	\$0.00	\$2,331,000.00

Program Total **\$12,916,700.00** **\$938,196.81** **\$11,978,503.19**

REGIONAL FLOOD CONTROL DISTRICT
 FUND 3300 - BOND DEBT SERVICE FUND
 FUND BALANCE REPORT
 JULY 2021

BEGINNING CASH BALANCE	\$ 25,306,191.88	
Accruals/Adjustments	<u>30,847.15</u>	
 TOTAL BEGINNING CASH BALANCE		\$ 25,337,039.03
 REVENUES:		
Interest Income	29,683.35	
Fund 2860 - Transfer In Debt Service	3,981,148.68	
Bonds Issued	-	
Premium on Bonds Issued	-	
Miscellaneous Other Revenue	-	
Accruals/Adjustments		
Miscellaneous Accruals/Adjustments	<u>-</u>	
 TOTAL MONTHLY REVENUES		\$ 4,010,832.03
 EXPENDITURES:		
Professional Services	-	
Debt Service Payments*	-	
Payments to Escrow Agent	-	
Transfers Out to Other Funds	-	
Accruals/Adjustments		
Miscellaneous Accruals/Adjustments	<u>-</u>	
 TOTAL MONTHLY EXPENSES		\$ <u>-</u>
 ENDING CASH BALANCE:		\$ <u><u>29,347,871.06</u></u>

*Principal payments paid annually (November); Interest payments paid semi-annually (May and November)

REGIONAL FLOOD CONTROL DISTRICT
 FUND 4430 - CONSTRUCTION FUND
 FUND BALANCE REPORT
 JULY 2021

BEGINNING CASH BALANCE:

Cash in Custody of Treasurer	\$ 149,493,525.52
Custodial Account Cash Balance	145,885,315.72
Accruals/Adjustments	<u>2,602,035.08</u>

TOTAL BEGINNING CASH BALANCE \$ 297,980,876.32

REVENUES:

Fund 2860 - Transfer In Budgeted Transfer	-
Fund 3300 - Transfer In Bond Proceeds	-
Fund 4440 - Transfer In Budgeted Transfer	-
Custodial Account - Transfer In to Treasurer	-
Interest Earnings	151,217.09
Custodial Account Interest Earnings	-
Proceeds from Bonds and Loans	-
Miscellaneous Other Revenue	5,140.62
Accruals/Adjustments	-
Miscellaneous Accruals/Adjustments	<u>-</u>

TOTAL MONTHLY REVENUES \$ 156,357.71

EXPENDITURES:

Capital Improvement Program	(297,015.80)
Professional Services	-
Project Reimbursements	-
Fund 2860 - Transfer Out Interest Earnings	(56,005.04)
Fund 2860 - Transfer Out ILA Closeout/Reductions	-
Custodial Account - Transfer Out to Treasurer/ Adjustments	(2,008,938.96)
Accruals/Adjustments	-
Contracts Retention Payable	-
Contracts Retention Interest Payable	-
Accounts Payable	-
Miscellaneous Accruals/Adjustments	<u>(62,627.85)</u>

TOTAL MONTHLY EXPENDITURES \$ (2,424,587.65)

ENDING CASH BALANCE:

Cash in Custody of Treasurer	149,396,101.69
Custodial Account Cash Balance	<u>146,316,544.69</u>

ENDING CASH BALANCE: \$ 295,712,646.38

**Regional Flood Control District
Monthly Expenditures
Capital Improvement Program
7/1/2021 to 7/31/2021**

Fund 4430

Fiscal Year 2021

<u>Vendor</u>	<u>Project</u>	<u>Invoice No.</u>	<u>Inv. Date</u>	<u>P.O. Number</u>	<u>Date Paid</u>	<u>Amount</u>
ATKINS NORTH AMERICA INC	RF.HEN12K19	1952400	06/24/2021	4800009926 00020	07/19/2021	\$1,892.67
ATKINS NORTH AMERICA INC	RF.HEN12K19	1953013	07/09/2021	4800009926 00020	07/20/2021	\$1,362.90
CITY OF HENDERSON	RF.HEN07F18	MSC5035497	06/23/2021	4800008975 00010	07/01/2021	\$2,607.35
CITY OF HENDERSON	RF.HEN12K19	MSC5035495	06/23/2021	4800009617 00010	07/01/2021	\$1,325.52
CITY OF HENDERSON	RF.HEN16A01	MSC5035496	06/23/2021	4800001182 00010	07/01/2021	\$1,804.28
CITY OF HENDERSON	RF.HEN25B19	MSC5035498	06/23/2021	4800009491 00010	07/07/2021	\$99.43
CITY OF MESQUITE	RF.MES01E17	PW2021218	06/21/2021	4800008683 00010	07/01/2021	\$26,500.00
CITY OF MESQUITE	RF.MES04A15	PW2021219	06/21/2021	4800007392 00010	07/01/2021	\$48,455.25
LAS VEGAS PAVING CORP	RF.HEN25B19	HEN25B19#1 OFINAL	04/30/2021	4800009505 00010	07/07/2021	\$2,087.68
VTN NEVADA	RF.HEN16A01	7520#87	07/01/2021	4800006059 00050	07/20/2021	\$1,300.00
Fiscal Year Total						\$87,435.08

Fiscal Year 2022

<u>Vendor</u>	<u>Project</u>	<u>Invoice No.</u>	<u>Inv. Date</u>	<u>P.O. Number</u>	<u>Date Paid</u>	<u>Amount</u>
NEVADA DIVISION OF ENVRMNTL PROTECT	RF.HEN07G20	5732	05/07/2021	none	07/12/2021	\$6,382.00
PUBLIC WORKS/CC TREAS	RF.CLA08S13	1522005231	07/15/2021	none	07/15/2021	\$3,726.40
PUBLIC WORKS/CC TREAS	RF.CLA10H13	1522003548	07/01/2021	none	07/01/2021	\$10,935.84
PUBLIC WORKS/CC TREAS	RF.CLA10I19	1522003547	07/01/2021	none	07/01/2021	\$17,920.51
PUBLIC WORKS/CC TREAS	RF.CLA10I19	1522005233	07/15/2021	none	07/15/2021	\$17,085.17
PUBLIC WORKS/CC TREAS	RF.CLA16O19	1522003550	07/01/2021	none	07/01/2021	\$17,281.46
PUBLIC WORKS/CC TREAS	RF.CLA16O19	1522005232	07/15/2021	none	07/15/2021	\$29,835.49
PUBLIC WORKS/CC TREAS	RF.CLA36A18	1522003549	07/01/2021	none	07/01/2021	\$4,990.93
PUBLIC WORKS/CC TREAS	RF.LAU04A08	1522006027	07/19/2021	none	07/19/2021	\$25,209.30
PUBLIC WORKS/CC TREAS	RF.SEA02B19	1522003546	07/01/2021	none	07/01/2021	\$76,213.62
Fiscal Year Total						\$209,580.72
Fund Total						\$297,015.80

Current Project Expense Summary

PAY-AS-YOU-GO FUNDED PROJECTS

ENTITY: Boulder City

BOU01C10

Hemenway System, Phase II Improvements

Interlocal Amount \$935,500.00

Original Funding Date 02/11/2010

Expiration Date 01/14/2023

Category	ILC Funding Allocation	Amount Spent	Total Remaining
Right of Way	\$0.00	\$0.00	\$0.00
Pre-Design	\$0.00	\$0.00	\$0.00
Design	\$783,632.00	\$726,160.81	\$57,471.19
Construction	\$0.00	\$0.00	\$0.00
Const Engineering	\$0.00	\$0.00	\$0.00
Environmental	\$15,000.00	\$7,726.67	\$7,273.33
Entity Costs	\$15,003.00	\$0.00	\$15,003.00
Other	\$121,865.00	\$0.00	\$121,865.00
Total	\$935,500.00	\$733,887.48	\$201,612.52

BOU01D17

Hemenway System, Phase IIA Improvements

Interlocal Amount \$2,495,000.00

Original Funding Date 02/09/2017

Expiration Date 02/09/2025

Category	ILC Funding Allocation	Amount Spent	Total Remaining
Right of Way	\$0.00	\$0.00	\$0.00
Pre-Design	\$0.00	\$0.00	\$0.00
Design	\$0.00	\$0.00	\$0.00
Construction	\$2,200,000.00	\$2,097,672.44	\$102,327.56
Const Engineering	\$295,000.00	\$289,453.97	\$5,546.03
Environmental	\$0.00	\$0.00	\$0.00
Entity Costs	\$0.00	\$0.00	\$0.00
Other	\$0.00	\$0.00	\$0.00
Total	\$2,495,000.00	\$2,387,126.41	\$107,873.59

Current Project Expense Summary

PAY-AS-YOU-GO FUNDED PROJECTS

ENTITY: Clark County

CLA01F21

**Flamingo, Cinarron Branch-Russell Rd to Patrick Lane
Interlocal Amount \$520,000.00**

**Original Funding Date 08/12/2021
Expiration Date 06/30/2026**

Category	ILC Funding Allocation	Amount Spent	Total Remaining
Right of Way	\$0.00	\$0.00	\$0.00
Pre-Design	\$0.00	\$0.00	\$0.00
Design	\$500,000.00	\$0.00	\$500,000.00
Construction	\$0.00	\$0.00	\$0.00
Const Engineering	\$0.00	\$0.00	\$0.00
Environmental	\$0.00	\$0.00	\$0.00
Entity Costs	\$10,000.00	\$0.00	\$10,000.00
Other	\$10,000.00	\$0.00	\$10,000.00
Total	\$520,000.00	\$0.00	\$520,000.00

CLA04Y19

**Flamingo Wash, Maryland Pkwy to Palos Verdes Street
Interlocal Amount \$535,000.00**

**Original Funding Date 04/11/2019
Expiration Date 06/30/2024**

Category	ILC Funding Allocation	Amount Spent	Total Remaining
Right of Way	\$0.00	\$0.00	\$0.00
Pre-Design	\$0.00	\$0.00	\$0.00
Design	\$500,000.00	\$174,627.69	\$325,372.31
Construction	\$0.00	\$0.00	\$0.00
Const Engineering	\$0.00	\$0.00	\$0.00
Environmental	\$15,000.00	\$0.00	\$15,000.00
Entity Costs	\$0.00	\$0.00	\$0.00
Other	\$20,000.00	\$0.00	\$20,000.00
Total	\$535,000.00	\$174,627.69	\$360,372.31

CLA08S13

**Silverado Ranch Detention Basin and Outfall Facilities
Interlocal Amount \$1,450,000.00**

**Original Funding Date 09/12/2013
Expiration Date 06/30/2024**

Category	ILC Funding Allocation	Amount Spent	Total Remaining
Right of Way	\$31,000.00	\$26,742.17	\$4,257.83
Pre-Design	\$0.00	\$0.00	\$0.00
Design	\$1,303,000.00	\$1,257,133.89	\$45,866.11
Construction	\$0.00	\$0.00	\$0.00
Const Engineering	\$0.00	\$0.00	\$0.00
Environmental	\$81,000.00	\$39,858.06	\$41,141.94
Entity Costs	\$25,000.00	\$0.00	\$25,000.00
Other	\$10,000.00	\$0.00	\$10,000.00
Total	\$1,450,000.00	\$1,323,734.12	\$126,265.88

Current Project Expense Summary

PAY-AS-YOU-GO FUNDED PROJECTS

CLA10F10

Flamingo Wash, UPRR to Hotel Rio Drive

Interlocal Amount \$506,000.00

Original Funding Date 04/08/2010

Expiration Date 06/30/2025

Category	ILC Funding Allocation	Amount Spent	Total Remaining
Right of Way	\$60,500.00	\$6,574.40	\$53,925.60
Pre-Design	\$0.00	\$0.00	\$0.00
Design	\$372,000.00	\$19,310.38	\$352,689.62
Construction	\$0.00	\$0.00	\$0.00
Const Engineering	\$0.00	\$0.00	\$0.00
Environmental	\$3,500.00	\$2,618.17	\$881.83
Entity Costs	\$10,000.00	\$0.00	\$10,000.00
Other	\$60,000.00	\$0.00	\$60,000.00
Total	\$506,000.00	\$28,502.95	\$477,497.05

CLA10H13

Airport Channel - Naples

Interlocal Amount \$1,710,000.00

Original Funding Date 09/12/2013

Expiration Date 06/30/2023

Category	ILC Funding Allocation	Amount Spent	Total Remaining
Right of Way	\$2,000.00	\$1,088.00	\$912.00
Pre-Design	\$0.00	\$0.00	\$0.00
Design	\$1,639,640.00	\$885,434.93	\$754,205.07
Construction	\$0.00	\$0.00	\$0.00
Const Engineering	\$0.00	\$0.00	\$0.00
Environmental	\$47,000.00	\$17,782.00	\$29,218.00
Entity Costs	\$21,360.00	\$2,410.22	\$18,949.78
Other	\$0.00	\$0.00	\$0.00
Total	\$1,710,000.00	\$906,715.15	\$803,284.85

CLA10I19

Wagon Trail Chnl, Sunset Rd to Teco Avenue

Interlocal Amount \$368,800.00

Original Funding Date 04/11/2019

Expiration Date 06/30/2024

Category	ILC Funding Allocation	Amount Spent	Total Remaining
Right of Way	\$50,000.00	\$6,767.41	\$43,232.59
Pre-Design	\$0.00	\$0.00	\$0.00
Design	\$253,800.00	\$218,554.66	\$35,245.34
Construction	\$0.00	\$0.00	\$0.00
Const Engineering	\$0.00	\$0.00	\$0.00
Environmental	\$15,000.00	\$8,689.41	\$6,310.59
Entity Costs	\$50,000.00	\$7,314.07	\$42,685.93
Other	\$0.00	\$0.00	\$0.00
Total	\$368,800.00	\$241,325.55	\$127,474.45

Current Project Expense Summary

PAY-AS-YOU-GO FUNDED PROJECTS

CLA10J21

Wagon Trail Chnl-Sunset Rd to Teco Ave

Interlocal Amount \$2,800,008.00

Original Funding Date 06/10/2021

Expiration Date 06/30/2026

Category	ILC Funding Allocation	Amount Spent	Total Remaining
Right of Way	\$0.00	\$0.00	\$0.00
Pre-Design	\$0.00	\$0.00	\$0.00
Design	\$0.00	\$0.00	\$0.00
Construction	\$2,500,008.00	\$0.00	\$2,500,008.00
Const Engineering	\$250,000.00	\$0.00	\$250,000.00
Environmental	\$0.00	\$0.00	\$0.00
Entity Costs	\$50,000.00	\$0.00	\$50,000.00
Other	\$0.00	\$0.00	\$0.00
Total	\$2,800,008.00	\$0.00	\$2,800,008.00

CLA14X21

Sunset Park-Duck Creek Wash to Eastern Avenue

Interlocal Amount \$1,630,000.00

Original Funding Date 08/12/2021

Expiration Date 06/30/2026

Category	ILC Funding Allocation	Amount Spent	Total Remaining
Right of Way	\$0.00	\$0.00	\$0.00
Pre-Design	\$0.00	\$0.00	\$0.00
Design	\$1,600,000.00	\$0.00	\$1,600,000.00
Construction	\$0.00	\$0.00	\$0.00
Const Engineering	\$0.00	\$0.00	\$0.00
Environmental	\$0.00	\$0.00	\$0.00
Entity Costs	\$30,000.00	\$0.00	\$30,000.00
Other	\$0.00	\$0.00	\$0.00
Total	\$1,630,000.00	\$0.00	\$1,630,000.00

CLA15D12

LVW Sloan-Bonanza, Flam W below Nellis

Interlocal Amount \$6,322,000.00

Original Funding Date 06/14/2012

Expiration Date 06/30/2025

Category	ILC Funding Allocation	Amount Spent	Total Remaining
Right of Way	\$22,000.00	\$15,037.29	\$6,962.71
Pre-Design	\$0.00	\$0.00	\$0.00
Design	\$5,446,000.00	\$5,058,893.72	\$387,106.28
Construction	\$0.00	\$0.00	\$0.00
Const Engineering	\$0.00	\$0.00	\$0.00
Environmental	\$220,000.00	\$105,369.74	\$114,630.26
Entity Costs	\$0.00	\$0.00	\$0.00
Other	\$634,000.00	\$550,857.73	\$83,142.27
Total	\$6,322,000.00	\$5,730,158.48	\$591,841.52

Current Project Expense Summary

PAY-AS-YOU-GO FUNDED PROJECTS

CLA16019

Blue Diamond Wash, Arville Street to I-15

Interlocal Amount \$650,000.00

Original Funding Date 04/11/2019

Expiration Date 06/30/2024

Category	ILC Funding Allocation	Amount Spent	Total Remaining
Right of Way	\$50,000.00	\$13,454.25	\$36,545.75
Pre-Design	\$0.00	\$0.00	\$0.00
Design	\$537,300.00	\$356,960.09	\$180,339.91
Construction	\$0.00	\$0.00	\$0.00
Const Engineering	\$0.00	\$0.00	\$0.00
Environmental	\$27,700.00	\$20,907.65	\$6,792.35
Entity Costs	\$15,000.00	\$0.00	\$15,000.00
Other	\$20,000.00	\$0.00	\$20,000.00
Total	\$650,000.00	\$391,321.99	\$258,678.01

CLA16P21

Blue Diamond Channel, Amigo to Haven

Interlocal Amount \$1,881,254.00

Original Funding Date 04/08/2021

Expiration Date 06/30/2026

Category	ILC Funding Allocation	Amount Spent	Total Remaining
Right of Way	\$1,075,010.00	\$0.00	\$1,075,010.00
Pre-Design	\$0.00	\$0.00	\$0.00
Design	\$726,244.00	\$0.00	\$726,244.00
Construction	\$0.00	\$0.00	\$0.00
Const Engineering	\$0.00	\$0.00	\$0.00
Environmental	\$0.00	\$0.00	\$0.00
Entity Costs	\$40,000.00	\$0.00	\$40,000.00
Other	\$40,000.00	\$0.00	\$40,000.00
Total	\$1,881,254.00	\$0.00	\$1,881,254.00

CLA21A00

Orchard Detention Basin

Interlocal Amount \$1,949,700.00

Original Funding Date 07/13/2000

Expiration Date 06/30/2026

Category	ILC Funding Allocation	Amount Spent	Total Remaining
Right of Way	\$448,000.00	\$414,066.69	\$33,933.31
Pre-Design	\$0.00	\$0.00	\$0.00
Design	\$1,073,000.00	\$1,016,090.22	\$56,909.78
Construction	\$0.00	\$0.00	\$0.00
Const Engineering	\$0.00	\$0.00	\$0.00
Environmental	\$301,900.00	\$192,683.91	\$109,216.09
Entity Costs	\$100,000.00	\$0.00	\$100,000.00
Other	\$26,800.00	\$20,081.83	\$6,718.17
Total	\$1,949,700.00	\$1,642,922.65	\$306,777.35

Current Project Expense Summary

PAY-AS-YOU-GO FUNDED PROJECTS

CLA28D18

Vandenberg North DB, Collection & Outfall, Phase I

Interlocal Amount \$3,765,000.00

Original Funding Date 12/13/2018

Expiration Date 06/30/2023

Category	ILC Funding Allocation	Amount Spent	Total Remaining
Right of Way	\$0.00	\$0.00	\$0.00
Pre-Design	\$0.00	\$0.00	\$0.00
Design	\$0.00	\$0.00	\$0.00
Construction	\$3,391,000.00	\$3,121,397.20	\$269,602.80
Const Engineering	\$374,000.00	\$336,904.41	\$37,095.59
Environmental	\$0.00	\$0.00	\$0.00
Entity Costs	\$0.00	\$0.00	\$0.00
Other	\$0.00	\$0.00	\$0.00
Total	\$3,765,000.00	\$3,458,301.61	\$306,698.39

CLA36A18

Jim McGaughey DB, Collection Basin and Outfall

Interlocal Amount \$4,432,870.00

Original Funding Date 06/14/2018

Expiration Date 06/30/2023

Category	ILC Funding Allocation	Amount Spent	Total Remaining
Right of Way	\$3,000,000.00	\$689,273.19	\$2,310,726.81
Pre-Design	\$0.00	\$0.00	\$0.00
Design	\$1,382,870.00	\$1,004,004.71	\$378,865.29
Construction	\$0.00	\$0.00	\$0.00
Const Engineering	\$0.00	\$0.00	\$0.00
Environmental	\$0.00	\$0.00	\$0.00
Entity Costs	\$50,000.00	\$0.00	\$50,000.00
Other	\$0.00	\$0.00	\$0.00
Total	\$4,432,870.00	\$1,693,277.90	\$2,739,592.10

CLA38C20

Duck Creek Haven Street Storm Drain

Interlocal Amount \$354,000.00

Original Funding Date 03/12/2020

Expiration Date 06/30/2025

Category	ILC Funding Allocation	Amount Spent	Total Remaining
Right of Way	\$0.00	\$0.00	\$0.00
Pre-Design	\$0.00	\$0.00	\$0.00
Design	\$354,000.00	\$50,022.18	\$303,977.82
Construction	\$0.00	\$0.00	\$0.00
Const Engineering	\$0.00	\$0.00	\$0.00
Environmental	\$0.00	\$0.00	\$0.00
Entity Costs	\$0.00	\$0.00	\$0.00
Other	\$0.00	\$0.00	\$0.00
Total	\$354,000.00	\$50,022.18	\$303,977.82

Current Project Expense Summary

PAY-AS-YOU-GO FUNDED PROJECTS

CLA38D20

Duck Creek Haven Street Storm Drain

Interlocal Amount \$3,748,000.00

Original Funding Date 04/09/2020

Expiration Date 06/30/2023

Category	ILC Funding Allocation	Amount Spent	Total Remaining
Right of Way	\$0.00	\$0.00	\$0.00
Pre-Design	\$0.00	\$0.00	\$0.00
Design	\$0.00	\$0.00	\$0.00
Construction	\$3,400,000.00	\$2,994,999.02	\$405,000.98
Const Engineering	\$226,000.00	\$14,197.28	\$211,802.72
Environmental	\$0.00	\$0.00	\$0.00
Entity Costs	\$122,000.00	\$41,997.26	\$80,002.74
Other	\$0.00	\$0.00	\$0.00
Total	\$3,748,000.00	\$3,051,193.56	\$696,806.44

CLA38E20

Duck Creek - Jones Boulevard Storm Drain

Interlocal Amount \$3,650,769.00

Original Funding Date 05/21/2020

Expiration Date 06/30/2025

Category	ILC Funding Allocation	Amount Spent	Total Remaining
Right of Way	\$0.00	\$0.00	\$0.00
Pre-Design	\$0.00	\$0.00	\$0.00
Design	\$0.00	\$0.00	\$0.00
Construction	\$3,328,864.00	\$34,318.46	\$3,294,545.54
Const Engineering	\$271,905.00	\$78.05	\$271,826.95
Environmental	\$0.00	\$0.00	\$0.00
Entity Costs	\$50,000.00	\$0.00	\$50,000.00
Other	\$0.00	\$0.00	\$0.00
Total	\$3,650,769.00	\$34,396.51	\$3,616,372.49

CLA38F20

Blue Diamond Channel 02, Decatur-Le Baron to

Richmar

Interlocal Amount \$1,918,488.00

Original Funding Date 08/13/2020

Expiration Date 06/30/2025

Category	ILC Funding Allocation	Amount Spent	Total Remaining
Right of Way	\$0.00	\$0.00	\$0.00
Pre-Design	\$0.00	\$0.00	\$0.00
Design	\$0.00	\$0.00	\$0.00
Construction	\$1,778,560.00	\$0.00	\$1,778,560.00
Const Engineering	\$99,928.00	\$0.00	\$99,928.00
Environmental	\$0.00	\$0.00	\$0.00
Entity Costs	\$40,000.00	\$0.00	\$40,000.00
Other	\$0.00	\$0.00	\$0.00
Total	\$1,918,488.00	\$0.00	\$1,918,488.00

Current Project Expense Summary

PAY-AS-YOU-GO FUNDED PROJECTS

CLA38G20

Blue Diamond Railroad Channel

Interlocal Amount \$1,637,520.00

Original Funding Date 10/08/2020

Expiration Date 06/30/2025

Category	ILC Funding Allocation	Amount Spent	Total Remaining
Right of Way	\$701,120.00	\$0.00	\$701,120.00
Pre-Design	\$0.00	\$0.00	\$0.00
Design	\$876,400.00	\$41,997.26	\$834,402.74
Construction	\$0.00	\$0.00	\$0.00
Const Engineering	\$0.00	\$0.00	\$0.00
Environmental	\$30,000.00	\$0.00	\$30,000.00
Entity Costs	\$30,000.00	\$0.00	\$30,000.00
Other	\$0.00	\$0.00	\$0.00
Total	\$1,637,520.00	\$41,997.26	\$1,595,522.74

CLA39A19

Duck Creek/Blue Diamond, Bermuda Rd to LV Blvd

Interlocal Amount \$1,753,000.00

Original Funding Date 04/11/2019

Expiration Date 06/30/2024

Category	ILC Funding Allocation	Amount Spent	Total Remaining
Right of Way	\$18,000.00	\$4,602.48	\$13,397.52
Pre-Design	\$0.00	\$0.00	\$0.00
Design	\$1,700,000.00	\$119,769.34	\$1,580,230.66
Construction	\$0.00	\$0.00	\$0.00
Const Engineering	\$0.00	\$0.00	\$0.00
Environmental	\$15,000.00	\$0.00	\$15,000.00
Entity Costs	\$0.00	\$0.00	\$0.00
Other	\$20,000.00	\$0.00	\$20,000.00
Total	\$1,753,000.00	\$124,371.82	\$1,628,628.18

CLA40A21

LVW-Branch 02-Monson Chnl-Jimmy Durante to Boulder Highway

Interlocal Amount \$650,000.00

Original Funding Date 04/08/2021

Expiration Date 06/30/2026

Category	ILC Funding Allocation	Amount Spent	Total Remaining
Right of Way	\$0.00	\$0.00	\$0.00
Pre-Design	\$0.00	\$0.00	\$0.00
Design	\$615,000.00	\$256.18	\$614,743.82
Construction	\$0.00	\$0.00	\$0.00
Const Engineering	\$0.00	\$0.00	\$0.00
Environmental	\$15,000.00	\$0.00	\$15,000.00
Entity Costs	\$20,000.00	\$0.00	\$20,000.00
Other	\$0.00	\$0.00	\$0.00
Total	\$650,000.00	\$256.18	\$649,743.82

Current Project Expense Summary

PAY-AS-YOU-GO FUNDED PROJECTS

CLD97A20

Craig Road SD-El Capitan to Fort Apache

Interlocal Amount \$1,200,000.00

Original Funding Date 07/09/2020

Expiration Date 06/30/2025

Category	ILC Funding Allocation	Amount Spent	Total Remaining
Right of Way	\$0.00	\$0.00	\$0.00
Pre-Design	\$0.00	\$0.00	\$0.00
Design	\$0.00	\$0.00	\$0.00
Construction	\$1,200,000.00	\$0.00	\$1,200,000.00
Const Engineering	\$0.00	\$0.00	\$0.00
Environmental	\$0.00	\$0.00	\$0.00
Entity Costs	\$0.00	\$0.00	\$0.00
Other	\$0.00	\$0.00	\$0.00
Total	\$1,200,000.00	\$0.00	\$1,200,000.00

ENTITY: Clark County Outlying

BUN01D11

Windmill Wash DB Exp & Jess Waite Levee Facilities

Interlocal Amount \$1,180,000.00

Original Funding Date 02/10/2011

Expiration Date 06/30/2026

Category	ILC Funding Allocation	Amount Spent	Total Remaining
Right of Way	\$41,000.00	\$40,023.59	\$976.41
Pre-Design	\$0.00	\$0.00	\$0.00
Design	\$956,000.00	\$621,528.12	\$334,471.88
Construction	\$0.00	\$0.00	\$0.00
Const Engineering	\$0.00	\$0.00	\$0.00
Environmental	\$179,000.00	\$176,298.63	\$2,701.37
Entity Costs	\$0.00	\$0.00	\$0.00
Other	\$4,000.00	\$0.00	\$4,000.00
Total	\$1,180,000.00	\$837,850.34	\$342,149.66

GSP01B10

Goodsprings - Phase I

Interlocal Amount \$83,400.00

Original Funding Date 03/11/2010

Expiration Date 06/30/2023

Category	ILC Funding Allocation	Amount Spent	Total Remaining
Right of Way	\$57,500.00	\$50,866.23	\$6,633.77
Pre-Design	\$0.00	\$0.00	\$0.00
Design	\$25,400.00	\$24,876.62	\$523.38
Construction	\$0.00	\$0.00	\$0.00
Const Engineering	\$0.00	\$0.00	\$0.00
Environmental	\$500.00	\$0.00	\$500.00
Entity Costs	\$0.00	\$0.00	\$0.00
Other	\$0.00	\$0.00	\$0.00
Total	\$83,400.00	\$75,742.85	\$7,657.15

Current Project Expense Summary

PAY-AS-YOU-GO FUNDED PROJECTS

LAU04A08

SR 163 at Casino Drive

Interlocal Amount \$828,500.00

Original Funding Date 10/09/2008

Expiration Date 06/30/2026

Category	ILC Funding Allocation	Amount Spent	Total Remaining
Right of Way	\$11,500.00	\$3,926.29	\$7,573.71
Pre-Design	\$0.00	\$0.00	\$0.00
Design	\$691,500.00	\$434,290.96	\$257,209.04
Construction	\$0.00	\$0.00	\$0.00
Const Engineering	\$0.00	\$0.00	\$0.00
Environmental	\$125,500.00	\$125,459.24	\$40.76
Entity Costs	\$0.00	\$0.00	\$0.00
Other	\$0.00	\$0.00	\$0.00
Total	\$828,500.00	\$563,676.49	\$264,823.51

MOA03A11

Fairgrounds Detention Basin and Outfall

Interlocal Amount \$1,071,500.00

Original Funding Date 02/10/2011

Expiration Date 06/30/2025

Category	ILC Funding Allocation	Amount Spent	Total Remaining
Right of Way	\$95,000.00	\$64,978.05	\$30,021.95
Pre-Design	\$0.00	\$0.00	\$0.00
Design	\$727,000.00	\$674,373.75	\$52,626.25
Construction	\$0.00	\$0.00	\$0.00
Const Engineering	\$0.00	\$0.00	\$0.00
Environmental	\$172,500.00	\$154,617.86	\$17,882.14
Entity Costs	\$60,000.00	\$59,261.80	\$738.20
Other	\$17,000.00	\$11,929.36	\$5,070.64
Total	\$1,071,500.00	\$965,160.82	\$106,339.18

SEA02B19

Searchlight West - State Highway 164

Interlocal Amount \$740,500.00

Original Funding Date 10/10/2019

Expiration Date 06/30/2024

Category	ILC Funding Allocation	Amount Spent	Total Remaining
Right of Way	\$5,000.00	\$0.00	\$5,000.00
Pre-Design	\$0.00	\$0.00	\$0.00
Design	\$733,500.00	\$593,413.84	\$140,086.16
Construction	\$0.00	\$0.00	\$0.00
Const Engineering	\$0.00	\$0.00	\$0.00
Environmental	\$2,000.00	\$0.00	\$2,000.00
Entity Costs	\$0.00	\$0.00	\$0.00
Other	\$0.00	\$0.00	\$0.00
Total	\$740,500.00	\$593,413.84	\$147,086.16

Current Project Expense Summary

PAY-AS-YOU-GO FUNDED PROJECTS

ENTITY: COE/Clark County

COEG294

Tropicana & Flamingo Washes

Interlocal Amount \$36,259,348.00

Original Funding Date 01/12/1995

Expiration Date 06/30/2021

Category	ILC Funding Allocation	Amount Spent	Total Remaining
Right of Way	\$26,846,216.04	\$26,518,772.39	\$327,443.65
Pre-Design	\$0.00	\$0.00	\$0.00
Design	\$0.00	\$0.00	\$0.00
Construction	\$0.00	\$0.00	\$0.00
Const Engineering	\$0.00	\$0.00	\$0.00
Environmental	\$0.00	\$0.00	\$0.00
Entity Costs	\$0.00	\$0.00	\$0.00
Other	\$9,413,131.96	\$9,363,742.46	\$49,389.50
Total	\$36,259,348.00	\$35,882,514.85	\$376,833.15

ENTITY: Henderson

HEN07F18

Whitney Ranch Channel Replacement Project

Interlocal Amount \$934,549.00

Original Funding Date 08/09/2018

Expiration Date 06/30/2023

Category	ILC Funding Allocation	Amount Spent	Total Remaining
Right of Way	\$54,164.00	\$48,232.75	\$5,931.25
Pre-Design	\$0.00	\$0.00	\$0.00
Design	\$674,750.00	\$560,824.29	\$113,925.71
Construction	\$0.00	\$0.00	\$0.00
Const Engineering	\$0.00	\$0.00	\$0.00
Environmental	\$126,164.00	\$114,163.50	\$12,000.50
Entity Costs	\$0.00	\$0.00	\$0.00
Other	\$79,471.00	\$58,470.63	\$21,000.37
Total	\$934,549.00	\$781,691.17	\$152,857.83

Current Project Expense Summary

PAY-AS-YOU-GO FUNDED PROJECTS

HEN12K19

Pittman - Sunset, Galleria to Foster

Interlocal Amount \$605,788.00

Original Funding Date 12/12/2019

Expiration Date 06/30/2024

Category	ILC Funding Allocation	Amount Spent	Total Remaining
Right of Way	\$18,424.00	\$3,070.73	\$15,353.27
Pre-Design	\$0.00	\$0.00	\$0.00
Design	\$443,443.00	\$242,643.81	\$200,799.19
Construction	\$0.00	\$0.00	\$0.00
Const Engineering	\$0.00	\$0.00	\$0.00
Environmental	\$14,610.00	\$9,000.00	\$5,610.00
Entity Costs	\$113,659.00	\$39,421.89	\$74,237.11
Other	\$15,652.00	\$0.00	\$15,652.00
Total	\$605,788.00	\$294,136.43	\$311,651.57

HEN16A01

Pittman North Detention Basin & Outfall

Interlocal Amount \$2,264,514.00

Original Funding Date 07/12/2001

Expiration Date 12/31/2021

Category	ILC Funding Allocation	Amount Spent	Total Remaining
Right of Way	\$108,800.68	\$108,800.68	\$0.00
Pre-Design	\$0.00	\$0.00	\$0.00
Design	\$1,660,619.22	\$1,632,603.66	\$28,015.56
Construction	\$0.00	\$0.00	\$0.00
Const Engineering	\$0.00	\$0.00	\$0.00
Environmental	\$401,827.10	\$401,827.10	\$0.00
Entity Costs	\$0.00	\$0.00	\$0.00
Other	\$93,267.00	\$86,066.32	\$7,200.68
Total	\$2,264,514.00	\$2,229,297.76	\$35,216.24

HEN16F17

Pittman North Detention Basin & Outfall, Phase III

Interlocal Amount \$25,700,000.00

Original Funding Date 07/13/2017

Expiration Date 12/31/2020

Category	ILC Funding Allocation	Amount Spent	Total Remaining
Right of Way	\$0.00	\$0.00	\$0.00
Pre-Design	\$0.00	\$0.00	\$0.00
Design	\$0.00	\$0.00	\$0.00
Construction	\$24,500,000.00	\$23,736,329.51	\$763,670.49
Const Engineering	\$1,200,000.00	\$934,742.66	\$265,257.34
Environmental	\$0.00	\$0.00	\$0.00
Entity Costs	\$0.00	\$0.00	\$0.00
Other	\$0.00	\$0.00	\$0.00
Total	\$25,700,000.00	\$24,671,072.17	\$1,028,927.83

Current Project Expense Summary

PAY-AS-YOU-GO FUNDED PROJECTS

HEN22B21

Anthem Pkwy Chnl-Horizon Ridge to Siena Heights
Interlocal Amount \$124,303.00

Original Funding Date 06/10/2021
Expiration Date 12/31/2023

Category	ILC Funding Allocation	Amount Spent	Total Remaining
Right of Way	\$14,303.00	\$0.00	\$14,303.00
Pre-Design	\$0.00	\$0.00	\$0.00
Design	\$60,000.00	\$161.19	\$59,838.81
Construction	\$0.00	\$0.00	\$0.00
Const Engineering	\$0.00	\$0.00	\$0.00
Environmental	\$10,000.00	\$0.00	\$10,000.00
Entity Costs	\$30,000.00	\$0.00	\$30,000.00
Other	\$10,000.00	\$0.00	\$10,000.00
Total	\$124,303.00	\$161.19	\$124,141.81

HEN25B19

Pittman Pabco - Boulder Highway Crossing
Interlocal Amount \$1,454,530.00

Original Funding Date 09/12/2019
Expiration Date 12/31/2021

Category	ILC Funding Allocation	Amount Spent	Total Remaining
Right of Way	\$0.00	\$0.00	\$0.00
Pre-Design	\$0.00	\$0.00	\$0.00
Design	\$0.00	\$0.00	\$0.00
Construction	\$1,346,787.00	\$1,254,488.78	\$92,298.22
Const Engineering	\$107,743.00	\$9,671.32	\$98,071.68
Environmental	\$0.00	\$0.00	\$0.00
Entity Costs	\$0.00	\$0.00	\$0.00
Other	\$0.00	\$0.00	\$0.00
Total	\$1,454,530.00	\$1,264,160.10	\$190,369.90

HLD06B19

Chickasaw Storm Drain
Interlocal Amount \$1,999,964.00

Original Funding Date 07/11/2019
Expiration Date 12/31/2021

Category	ILC Funding Allocation	Amount Spent	Total Remaining
Right of Way	\$0.00	\$0.00	\$0.00
Pre-Design	\$0.00	\$0.00	\$0.00
Design	\$0.00	\$0.00	\$0.00
Construction	\$1,999,964.00	\$0.00	\$1,999,964.00
Const Engineering	\$0.00	\$0.00	\$0.00
Environmental	\$0.00	\$0.00	\$0.00
Entity Costs	\$0.00	\$0.00	\$0.00
Other	\$0.00	\$0.00	\$0.00
Total	\$1,999,964.00	\$0.00	\$1,999,964.00

Current Project Expense Summary

PAY-AS-YOU-GO FUNDED PROJECTS

ENTITY: Las Vegas

LAS05L20

Meadows-Charleston SD, Essex to Lindell

Interlocal Amount \$817,308.00

Original Funding Date 07/09/2020

Expiration Date 06/30/2023

Category	ILC Funding Allocation	Amount Spent	Total Remaining
Right of Way	\$2,000.00	\$0.00	\$2,000.00
Pre-Design	\$0.00	\$0.00	\$0.00
Design	\$713,308.00	\$375,539.15	\$337,768.85
Construction	\$0.00	\$0.00	\$0.00
Const Engineering	\$0.00	\$0.00	\$0.00
Environmental	\$2,000.00	\$0.00	\$2,000.00
Entity Costs	\$100,000.00	\$50,374.26	\$49,625.74
Other	\$0.00	\$0.00	\$0.00
Total	\$817,308.00	\$425,913.41	\$391,394.59

LAS05M20

Meadows Detention Basin Upgrade

Interlocal Amount \$154,000.00

Original Funding Date 07/09/2020

Expiration Date 06/30/2023

Category	ILC Funding Allocation	Amount Spent	Total Remaining
Right of Way	\$2,000.00	\$0.00	\$2,000.00
Pre-Design	\$0.00	\$0.00	\$0.00
Design	\$130,000.00	\$0.00	\$130,000.00
Construction	\$0.00	\$0.00	\$0.00
Const Engineering	\$0.00	\$0.00	\$0.00
Environmental	\$2,000.00	\$0.00	\$2,000.00
Entity Costs	\$20,000.00	\$44.99	\$19,955.01
Other	\$0.00	\$0.00	\$0.00
Total	\$154,000.00	\$44.99	\$153,955.01

LAS19E20

Owens Ave System-Vegas SD, Shadow Mtn to Jones

Interlocal Amount \$854,000.00

Original Funding Date 07/09/2020

Expiration Date 06/30/2023

Category	ILC Funding Allocation	Amount Spent	Total Remaining
Right of Way	\$2,000.00	\$0.00	\$2,000.00
Pre-Design	\$0.00	\$0.00	\$0.00
Design	\$750,000.00	\$12,213.24	\$737,786.76
Construction	\$0.00	\$0.00	\$0.00
Const Engineering	\$0.00	\$0.00	\$0.00
Environmental	\$2,000.00	\$0.00	\$2,000.00
Entity Costs	\$100,000.00	\$7,533.32	\$92,466.68
Other	\$0.00	\$0.00	\$0.00
Total	\$854,000.00	\$19,746.56	\$834,253.44

Current Project Expense Summary

PAY-AS-YOU-GO FUNDED PROJECTS

LAS22U19

Brent Drainage System-Durango to OHare Ave

Interlocal Amount \$1,100,000.00

Original Funding Date 07/11/2019

Expiration Date 06/30/2022

Category	ILC Funding Allocation	Amount Spent	Total Remaining
Right of Way	\$2,000.00	\$0.00	\$2,000.00
Pre-Design	\$0.00	\$0.00	\$0.00
Design	\$1,096,000.00	\$293,631.14	\$802,368.86
Construction	\$0.00	\$0.00	\$0.00
Const Engineering	\$0.00	\$0.00	\$0.00
Environmental	\$2,000.00	\$0.00	\$2,000.00
Entity Costs	\$0.00	\$0.00	\$0.00
Other	\$0.00	\$0.00	\$0.00
Total	\$1,100,000.00	\$293,631.14	\$806,368.86

LAS23F14

Centennial Parkway Channel West-CC215, Pioneer Way to US95

Interlocal Amount \$13,259,884.00

Original Funding Date 11/13/2014

Expiration Date 06/30/2023

Category	ILC Funding Allocation	Amount Spent	Total Remaining
Right of Way	\$0.00	\$0.00	\$0.00
Pre-Design	\$0.00	\$0.00	\$0.00
Design	\$0.00	\$0.00	\$0.00
Construction	\$12,702,818.00	\$12,552,817.62	\$150,000.38
Const Engineering	\$557,066.00	\$57,065.13	\$500,000.87
Environmental	\$0.00	\$0.00	\$0.00
Entity Costs	\$0.00	\$0.00	\$0.00
Other	\$0.00	\$0.00	\$0.00
Total	\$13,259,884.00	\$12,609,882.75	\$650,001.25

LAS23H15

Centennial Parkway Channel West-US95, Durango to Grand Teton

Interlocal Amount \$985,231.00

Original Funding Date 07/09/2015

Expiration Date 06/30/2023

Category	ILC Funding Allocation	Amount Spent	Total Remaining
Right of Way	\$2,000.00	\$0.00	\$2,000.00
Pre-Design	\$0.00	\$0.00	\$0.00
Design	\$981,231.00	\$567,853.85	\$413,377.15
Construction	\$0.00	\$0.00	\$0.00
Const Engineering	\$0.00	\$0.00	\$0.00
Environmental	\$2,000.00	\$0.00	\$2,000.00
Entity Costs	\$0.00	\$0.00	\$0.00
Other	\$0.00	\$0.00	\$0.00
Total	\$985,231.00	\$567,853.85	\$417,377.15

Current Project Expense Summary

PAY-AS-YOU-GO FUNDED PROJECTS

LAS23I17

Cent Pkwy Chnl West-US95, CC215 to Grand Teton,
Kyle Cyn
Interlocal Amount \$24,085,206.70

Original Funding Date 03/09/2017

Expiration Date 06/30/2022

Category	ILC Funding Allocation	Amount Spent	Total Remaining
Right of Way	\$0.00	\$0.00	\$0.00
Pre-Design	\$0.00	\$0.00	\$0.00
Design	\$0.00	\$0.00	\$0.00
Construction	\$22,165,480.87	\$22,115,480.87	\$50,000.00
Const Engineering	\$1,899,725.83	\$1,874,725.83	\$25,000.00
Environmental	\$0.00	\$0.00	\$0.00
Entity Costs	\$20,000.00	\$0.00	\$20,000.00
Other	\$0.00	\$0.00	\$0.00
Total	\$24,085,206.70	\$23,990,206.70	\$95,000.00

LAS23J21

Centennial Pkwy Channel West-Farm Rd, Oso Blanca
to TeePee
Interlocal Amount \$953,903.00

Original Funding Date 05/20/2021

Expiration Date 05/30/2024

Category	ILC Funding Allocation	Amount Spent	Total Remaining
Right of Way	\$2,000.00	\$0.00	\$2,000.00
Pre-Design	\$0.00	\$0.00	\$0.00
Design	\$799,903.00	\$0.00	\$799,903.00
Construction	\$0.00	\$0.00	\$0.00
Const Engineering	\$0.00	\$0.00	\$0.00
Environmental	\$2,000.00	\$0.00	\$2,000.00
Entity Costs	\$150,000.00	\$0.00	\$150,000.00
Other	\$0.00	\$0.00	\$0.00
Total	\$953,903.00	\$0.00	\$953,903.00

LAS24L17

Gowan North - El Capitan Branch, Ann Road to
Centennial Parkway
Interlocal Amount \$861,670.00

Original Funding Date 08/10/2017

Expiration Date 06/30/2024

Category	ILC Funding Allocation	Amount Spent	Total Remaining
Right of Way	\$2,000.00	\$0.00	\$2,000.00
Pre-Design	\$0.00	\$0.00	\$0.00
Design	\$757,670.00	\$635,353.33	\$122,316.67
Construction	\$0.00	\$0.00	\$0.00
Const Engineering	\$0.00	\$0.00	\$0.00
Environmental	\$2,000.00	\$0.00	\$2,000.00
Entity Costs	\$100,000.00	\$30,310.02	\$69,689.98
Other	\$0.00	\$0.00	\$0.00
Total	\$861,670.00	\$665,663.35	\$196,006.65

Current Project Expense Summary

PAY-AS-YOU-GO FUNDED PROJECTS

LAS25C20

Las Vegas Wash-Stewart, Las Vegas Wash to Lamb Blvd.

Interlocal Amount \$1,675,190.00

Original Funding Date 09/10/2020

Expiration Date 09/30/2023

Category	ILC Funding Allocation	Amount Spent	Total Remaining
Right of Way	\$2,000.00	\$0.00	\$2,000.00
Pre-Design	\$0.00	\$0.00	\$0.00
Design	\$1,491,190.00	\$155,727.39	\$1,335,462.61
Construction	\$0.00	\$0.00	\$0.00
Const Engineering	\$0.00	\$0.00	\$0.00
Environmental	\$2,000.00	\$0.00	\$2,000.00
Entity Costs	\$180,000.00	\$4,214.22	\$175,785.78
Other	\$0.00	\$0.00	\$0.00
Total	\$1,675,190.00	\$159,941.61	\$1,515,248.39

LAS28C12

Las Vegas Wash - Sloan Channel to Cedar Avenue

Interlocal Amount \$110,000.00

Original Funding Date 06/14/2012

Expiration Date 06/30/2022

Category	ILC Funding Allocation	Amount Spent	Total Remaining
Right of Way	\$0.00	\$0.00	\$0.00
Pre-Design	\$0.00	\$0.00	\$0.00
Design	\$110,000.00	\$88,302.56	\$21,697.44
Construction	\$0.00	\$0.00	\$0.00
Const Engineering	\$0.00	\$0.00	\$0.00
Environmental	\$0.00	\$0.00	\$0.00
Entity Costs	\$0.00	\$0.00	\$0.00
Other	\$0.00	\$0.00	\$0.00
Total	\$110,000.00	\$88,302.56	\$21,697.44

LAS29B15

Flamingo-Boulder HWY N-Boulder HWY Sahara to Charleston

Interlocal Amount \$1,726,003.00

Original Funding Date 12/10/2015

Expiration Date 12/31/2021

Category	ILC Funding Allocation	Amount Spent	Total Remaining
Right of Way	\$34,000.00	\$0.00	\$34,000.00
Pre-Design	\$0.00	\$0.00	\$0.00
Design	\$1,673,003.00	\$1,551,456.94	\$121,546.06
Construction	\$0.00	\$0.00	\$0.00
Const Engineering	\$0.00	\$0.00	\$0.00
Environmental	\$19,000.00	\$0.00	\$19,000.00
Entity Costs	\$0.00	\$0.00	\$0.00
Other	\$0.00	\$0.00	\$0.00
Total	\$1,726,003.00	\$1,551,456.94	\$174,546.06

Current Project Expense Summary

PAY-AS-YOU-GO FUNDED PROJECTS

LAS29C16

Flamingo-Maryland-Bldr, Maryland Pky Sys

Interlocal Amount \$2,888,829.00

Original Funding Date 09/08/2016

Expiration Date 06/30/2024

Category	ILC Funding Allocation	Amount Spent	Total Remaining
Right of Way	\$400.00	\$0.00	\$400.00
Pre-Design	\$0.00	\$0.00	\$0.00
Design	\$2,790,475.00	\$2,694,979.04	\$95,495.96
Construction	\$0.00	\$0.00	\$0.00
Const Engineering	\$0.00	\$0.00	\$0.00
Environmental	\$6,000.00	\$0.00	\$6,000.00
Entity Costs	\$91,954.00	\$57,035.95	\$34,918.05
Other	\$0.00	\$0.00	\$0.00
Total	\$2,888,829.00	\$2,752,014.99	\$136,814.01

LAS29D17

Flamingo-Boulder Hwy North, Charleston, Main to Maryland

Interlocal Amount \$1,529,674.00

Original Funding Date 08/10/2017

Expiration Date 06/30/2023

Category	ILC Funding Allocation	Amount Spent	Total Remaining
Right of Way	\$2,000.00	\$0.00	\$2,000.00
Pre-Design	\$0.00	\$0.00	\$0.00
Design	\$1,200,674.00	\$631,096.40	\$569,577.60
Construction	\$0.00	\$0.00	\$0.00
Const Engineering	\$0.00	\$0.00	\$0.00
Environmental	\$2,000.00	\$0.00	\$2,000.00
Entity Costs	\$325,000.00	\$10,958.13	\$314,041.87
Other	\$0.00	\$0.00	\$0.00
Total	\$1,529,674.00	\$642,054.53	\$887,619.47

LAS29E18

Flamingo - Boulder Hwy North - Boulder Hwy, Sahara to Charleston

Interlocal Amount \$30,664,139.00

Original Funding Date 10/11/2018

Expiration Date 01/31/2022

Category	ILC Funding Allocation	Amount Spent	Total Remaining
Right of Way	\$0.00	\$0.00	\$0.00
Pre-Design	\$0.00	\$0.00	\$0.00
Design	\$0.00	\$0.00	\$0.00
Construction	\$28,829,533.00	\$25,995,049.27	\$2,834,483.73
Const Engineering	\$1,834,606.00	\$691,710.73	\$1,142,895.27
Environmental	\$0.00	\$0.00	\$0.00
Entity Costs	\$0.00	\$0.00	\$0.00
Other	\$0.00	\$0.00	\$0.00
Total	\$30,664,139.00	\$26,686,760.00	\$3,977,379.00

Current Project Expense Summary

PAY-AS-YOU-GO FUNDED PROJECTS

LAS29F20

Flamingo-Boulder Hwy N Charleston-Maryland Pkwy System

Interlocal Amount \$44,039,173.00

Original Funding Date 05/21/2020

Expiration Date 01/31/2023

Category	ILC Funding Allocation	Amount Spent	Total Remaining
Right of Way	\$0.00	\$0.00	\$0.00
Pre-Design	\$0.00	\$0.00	\$0.00
Design	\$0.00	\$0.00	\$0.00
Construction	\$41,000,000.00	\$113.36	\$40,999,886.64
Const Engineering	\$1,752,160.00	\$8,815.83	\$1,743,344.17
Environmental	\$0.00	\$0.00	\$0.00
Entity Costs	\$1,287,013.00	\$48,801.71	\$1,238,211.29
Other	\$0.00	\$0.00	\$0.00
Total	\$44,039,173.00	\$57,730.90	\$43,981,442.10

LAS30A13

Gowan-Alexander Rd., Rancho Drive to Decatur Boulevard

Interlocal Amount \$711,938.00

Original Funding Date 07/11/2013

Expiration Date 06/30/2022

Category	ILC Funding Allocation	Amount Spent	Total Remaining
Right of Way	\$3,000.00	\$0.00	\$3,000.00
Pre-Design	\$0.00	\$0.00	\$0.00
Design	\$706,938.00	\$461,437.20	\$245,500.80
Construction	\$0.00	\$0.00	\$0.00
Const Engineering	\$0.00	\$0.00	\$0.00
Environmental	\$2,000.00	\$0.00	\$2,000.00
Entity Costs	\$0.00	\$0.00	\$0.00
Other	\$0.00	\$0.00	\$0.00
Total	\$711,938.00	\$461,437.20	\$250,500.80

LAS31A17

LVW-Moccasin, Skye Canyon Park to Upper LVW

Interlocal Amount \$120,000.00

Original Funding Date 12/14/2017

Expiration Date 06/30/2023

Category	ILC Funding Allocation	Amount Spent	Total Remaining
Right of Way	\$0.00	\$0.00	\$0.00
Pre-Design	\$0.00	\$0.00	\$0.00
Design	\$60,000.00	\$57,661.03	\$2,338.97
Construction	\$0.00	\$0.00	\$0.00
Const Engineering	\$0.00	\$0.00	\$0.00
Environmental	\$0.00	\$0.00	\$0.00
Entity Costs	\$60,000.00	\$28,401.42	\$31,598.58
Other	\$0.00	\$0.00	\$0.00
Total	\$120,000.00	\$86,062.45	\$33,937.55

Current Project Expense Summary

PAY-AS-YOU-GO FUNDED PROJECTS

LAS31B18

LVW - Moccasin, Skye Canyon Park to Upper LVW

Interlocal Amount \$17,996,057.00

Original Funding Date 11/08/2018

Expiration Date 01/31/2023

Category	ILC Funding Allocation	Amount Spent	Total Remaining
Right of Way	\$0.00	\$0.00	\$0.00
Pre-Design	\$0.00	\$0.00	\$0.00
Design	\$0.00	\$0.00	\$0.00
Construction	\$16,989,000.00	\$15,308,502.25	\$1,680,497.75
Const Engineering	\$1,007,057.00	\$426,794.73	\$580,262.27
Environmental	\$0.00	\$0.00	\$0.00
Entity Costs	\$0.00	\$0.00	\$0.00
Other	\$0.00	\$0.00	\$0.00
Total	\$17,996,057.00	\$15,735,296.98	\$2,260,760.02

LAS32A21

LVW - Iron Mountain, Bradley to Decatur

Interlocal Amount \$302,000.00

Original Funding Date 05/20/2021

Expiration Date 05/30/2024

Category	ILC Funding Allocation	Amount Spent	Total Remaining
Right of Way	\$2,000.00	\$0.00	\$2,000.00
Pre-Design	\$0.00	\$0.00	\$0.00
Design	\$248,000.00	\$0.00	\$248,000.00
Construction	\$0.00	\$0.00	\$0.00
Const Engineering	\$0.00	\$0.00	\$0.00
Environmental	\$2,000.00	\$0.00	\$2,000.00
Entity Costs	\$50,000.00	\$632.46	\$49,367.54
Other	\$0.00	\$0.00	\$0.00
Total	\$302,000.00	\$632.46	\$301,367.54

LLD19A18

Luning Drive Storm Drain

Interlocal Amount \$1,201,965.00

Original Funding Date 07/12/2018

Expiration Date 06/30/2023

Category	ILC Funding Allocation	Amount Spent	Total Remaining
Right of Way	\$0.00	\$0.00	\$0.00
Pre-Design	\$0.00	\$0.00	\$0.00
Design	\$0.00	\$0.00	\$0.00
Construction	\$1,201,965.00	\$0.00	\$1,201,965.00
Const Engineering	\$0.00	\$0.00	\$0.00
Environmental	\$0.00	\$0.00	\$0.00
Entity Costs	\$0.00	\$0.00	\$0.00
Other	\$0.00	\$0.00	\$0.00
Total	\$1,201,965.00	\$0.00	\$1,201,965.00

Current Project Expense Summary

PAY-AS-YOU-GO FUNDED PROJECTS

ENTITY: Mesquite

MES01E17

**Town Wash-Mesa Boulevard, El Dorado to Town Wash
Interlocal Amount \$612,341.75**

**Original Funding Date 09/14/2017
Expiration Date 06/30/2023**

Category	ILC Funding Allocation	Amount Spent	Total Remaining
Right of Way	\$32,600.00	\$0.00	\$32,600.00
Pre-Design	\$0.00	\$0.00	\$0.00
Design	\$493,768.00	\$417,000.00	\$76,768.00
Construction	\$0.00	\$0.00	\$0.00
Const Engineering	\$0.00	\$0.00	\$0.00
Environmental	\$85,973.75	\$68,868.75	\$17,105.00
Entity Costs	\$0.00	\$0.00	\$0.00
Other	\$0.00	\$0.00	\$0.00
Total	\$612,341.75	\$485,868.75	\$126,473.00

MES04A15

**Virgin River Flood Wall
Interlocal Amount \$1,433,903.00**

**Original Funding Date 11/12/2015
Expiration Date 07/30/2023**

Category	ILC Funding Allocation	Amount Spent	Total Remaining
Right of Way	\$18,680.00	\$0.00	\$18,680.00
Pre-Design	\$208,278.00	\$207,278.00	\$1,000.00
Design	\$886,060.00	\$543,150.28	\$342,909.72
Construction	\$0.00	\$0.00	\$0.00
Const Engineering	\$0.00	\$0.00	\$0.00
Environmental	\$157,630.00	\$0.00	\$157,630.00
Entity Costs	\$0.00	\$0.00	\$0.00
Other	\$163,255.00	\$0.00	\$163,255.00
Total	\$1,433,903.00	\$750,428.28	\$683,474.72

Current Project Expense Summary

PAY-AS-YOU-GO FUNDED PROJECTS

ENTITY: North Las Vegas

NLV03E13

Hollywood System, Dunes South DB to Centennial Parkway

Interlocal Amount \$2,706,972.00

Original Funding Date 10/10/2013

Expiration Date 12/31/2022

Category	ILC Funding Allocation	Amount Spent	Total Remaining
Right of Way	\$656,972.00	\$58,432.79	\$598,539.21
Pre-Design	\$0.00	\$0.00	\$0.00
Design	\$2,040,000.00	\$1,992,992.03	\$47,007.97
Construction	\$0.00	\$0.00	\$0.00
Const Engineering	\$0.00	\$0.00	\$0.00
Environmental	\$10,000.00	\$0.00	\$10,000.00
Entity Costs	\$0.00	\$0.00	\$0.00
Other	\$0.00	\$0.00	\$0.00
Total	\$2,706,972.00	\$2,051,424.82	\$655,547.18

NLV03G17

Hollywood System, Centennial Pkwy-Speedway #2 DB
Interlocal Amount \$1,586,850.00

Original Funding Date 03/09/2017

Expiration Date 06/30/2022

Category	ILC Funding Allocation	Amount Spent	Total Remaining
Right of Way	\$507,125.00	\$31,524.11	\$475,600.89
Pre-Design	\$0.00	\$0.00	\$0.00
Design	\$1,069,725.00	\$1,000,127.69	\$69,597.31
Construction	\$0.00	\$0.00	\$0.00
Const Engineering	\$0.00	\$0.00	\$0.00
Environmental	\$10,000.00	\$0.00	\$10,000.00
Entity Costs	\$0.00	\$0.00	\$0.00
Other	\$0.00	\$0.00	\$0.00
Total	\$1,586,850.00	\$1,031,651.80	\$555,198.20

NLV03I18

Range Wash - Ann Branch, Phase I
Interlocal Amount \$2,668,000.00

Original Funding Date 02/08/2018

Expiration Date 12/31/2021

Category	ILC Funding Allocation	Amount Spent	Total Remaining
Right of Way	\$0.00	\$0.00	\$0.00
Pre-Design	\$0.00	\$0.00	\$0.00
Design	\$0.00	\$0.00	\$0.00
Construction	\$2,470,000.00	\$2,466,647.80	\$3,352.20
Const Engineering	\$198,000.00	\$196,239.15	\$1,760.85
Environmental	\$0.00	\$0.00	\$0.00
Entity Costs	\$0.00	\$0.00	\$0.00
Other	\$0.00	\$0.00	\$0.00
Total	\$2,668,000.00	\$2,662,886.95	\$5,113.05

Current Project Expense Summary

PAY-AS-YOU-GO FUNDED PROJECTS

NLV04K17

Gowan Outfall, Alexander Rd - Decatur to Simmons Street

Interlocal Amount \$1,931,156.00

Original Funding Date 02/09/2017

Expiration Date 06/30/2022

Category	ILC Funding Allocation	Amount Spent	Total Remaining
Right of Way	\$0.00	\$0.00	\$0.00
Pre-Design	\$0.00	\$0.00	\$0.00
Design	\$1,921,156.00	\$1,524,522.00	\$396,634.00
Construction	\$0.00	\$0.00	\$0.00
Const Engineering	\$0.00	\$0.00	\$0.00
Environmental	\$10,000.00	\$0.00	\$10,000.00
Entity Costs	\$0.00	\$0.00	\$0.00
Other	\$0.00	\$0.00	\$0.00
Total	\$1,931,156.00	\$1,524,522.00	\$406,634.00

NLV09E11

Vandenberg North Detention Basin & Outfall

Interlocal Amount \$1,534,770.00

Original Funding Date 04/14/2011

Expiration Date 06/30/2022

Category	ILC Funding Allocation	Amount Spent	Total Remaining
Right of Way	\$64,673.77	\$56,022.24	\$8,651.53
Pre-Design	\$123,326.23	\$123,326.23	\$0.00
Design	\$1,220,000.00	\$1,177,190.16	\$42,809.84
Construction	\$0.00	\$0.00	\$0.00
Const Engineering	\$0.00	\$0.00	\$0.00
Environmental	\$126,770.00	\$121,770.00	\$5,000.00
Entity Costs	\$0.00	\$0.00	\$0.00
Other	\$0.00	\$0.00	\$0.00
Total	\$1,534,770.00	\$1,478,308.63	\$56,461.37

NLV09I13

Beltway Detention Basin and Channel

Interlocal Amount \$1,554,000.00

Original Funding Date 10/10/2013

Expiration Date 06/30/2023

Category	ILC Funding Allocation	Amount Spent	Total Remaining
Right of Way	\$400,000.00	\$367,790.92	\$32,209.08
Pre-Design	\$0.00	\$0.00	\$0.00
Design	\$1,079,000.00	\$1,046,301.25	\$32,698.75
Construction	\$0.00	\$0.00	\$0.00
Const Engineering	\$0.00	\$0.00	\$0.00
Environmental	\$10,000.00	\$1,185.69	\$8,814.31
Entity Costs	\$65,000.00	\$29,347.00	\$35,653.00
Other	\$0.00	\$0.00	\$0.00
Total	\$1,554,000.00	\$1,444,624.86	\$109,375.14

Current Project Expense Summary

PAY-AS-YOU-GO FUNDED PROJECTS

NLV10L19

Las Vegas Wash Cartier Channel

Interlocal Amount \$698,289.00

Original Funding Date 10/10/2019

Expiration Date 06/30/2025

Category	ILC Funding Allocation	Amount Spent	Total Remaining
Right of Way	\$20,000.00	\$4,550.00	\$15,450.00
Pre-Design	\$0.00	\$0.00	\$0.00
Design	\$676,289.00	\$241,982.68	\$434,306.32
Construction	\$0.00	\$0.00	\$0.00
Const Engineering	\$0.00	\$0.00	\$0.00
Environmental	\$2,000.00	\$0.00	\$2,000.00
Entity Costs	\$0.00	\$0.00	\$0.00
Other	\$0.00	\$0.00	\$0.00
Total	\$698,289.00	\$246,532.68	\$451,756.32

NLV10M21

Lake Mead SD, LVW to Civic Center

Interlocal Amount \$1,070,020.00

Original Funding Date 03/11/2021

Expiration Date 12/31/2026

Category	ILC Funding Allocation	Amount Spent	Total Remaining
Right of Way	\$50,000.00	\$0.00	\$50,000.00
Pre-Design	\$0.00	\$0.00	\$0.00
Design	\$930,020.00	\$0.00	\$930,020.00
Construction	\$0.00	\$0.00	\$0.00
Const Engineering	\$0.00	\$0.00	\$0.00
Environmental	\$0.00	\$0.00	\$0.00
Entity Costs	\$90,000.00	\$6,151.99	\$83,848.01
Other	\$0.00	\$0.00	\$0.00
Total	\$1,070,020.00	\$6,151.99	\$1,063,868.01

Current Project Expense Summary

PAY-AS-YOU-GO FUNDED PROJECTS

NLV19A19

Carey-Lake Mead DB Outfall Modification

Interlocal Amount \$115,000.00

Original Funding Date 10/10/2019

Expiration Date 06/30/2025

Category	ILC Funding Allocation	Amount Spent	Total Remaining
Right of Way	\$0.00	\$0.00	\$0.00
Pre-Design	\$20,000.00	\$5,354.33	\$14,645.67
Design	\$75,000.00	\$0.00	\$75,000.00
Construction	\$0.00	\$0.00	\$0.00
Const Engineering	\$0.00	\$0.00	\$0.00
Environmental	\$0.00	\$0.00	\$0.00
Entity Costs	\$20,000.00	\$6,551.90	\$13,448.10
Other	\$0.00	\$0.00	\$0.00
Total	\$115,000.00	\$11,906.23	\$103,093.77

Pay-As-You-Go Totals

Category	ILC Funding Allocation	Amount Spent	Total Remaining
Right of Way	\$34,516,988.49	\$28,534,596.65	\$5,982,391.84
Pre-Design	\$351,604.23	\$335,958.56	\$15,645.67
Design	\$49,534,508.22	\$31,182,449.66	\$18,352,058.56
Construction	\$171,003,979.87	\$111,677,816.58	\$59,326,163.29
Const Engineering	\$10,073,190.83	\$4,840,399.09	\$5,232,791.74
Environmental	\$2,277,574.85	\$1,568,826.38	\$708,748.47
Entity Costs	\$3,540,989.00	\$430,762.61	\$3,110,226.39
Other	\$10,758,441.96	\$10,091,148.33	\$667,293.63
Total	\$282,057,277.45	\$188,661,957.86	\$93,395,319.59
Construction Projects = 17 Design / Other Projects = 52			

Current Project Expense Summary

BOND FUNDED PROJECTS

ENTITY: Boulder City

BOU01E19

Hemenway System, Phase IIB Improvements

Interlocal Amount \$5,202,802.00

Original Funding Date 11/14/2019

Expiration Date 06/30/2022

Category	ILC Funding Allocation	Amount Spent	Total Remaining
Right of Way	\$0.00	\$0.00	\$0.00
Pre-Design	\$0.00	\$0.00	\$0.00
Design	\$0.00	\$0.00	\$0.00
Construction	\$4,649,236.00	\$0.00	\$4,649,236.00
Const Engineering	\$530,566.00	\$0.00	\$530,566.00
Environmental	\$0.00	\$0.00	\$0.00
Entity Costs	\$23,000.00	\$0.00	\$23,000.00
Other	\$0.00	\$0.00	\$0.00
Total	\$5,202,802.00	\$0.00	\$5,202,802.00

ENTITY: Clark County

CLA15E13

LVW-Sloan to Stewart-Flam Wash below Nellis

Interlocal Amount \$84,184,000.00

Original Funding Date 10/10/2013

Expiration Date 06/30/2023

Category	ILC Funding Allocation	Amount Spent	Total Remaining
Right of Way	\$0.00	\$0.00	\$0.00
Pre-Design	\$0.00	\$0.00	\$0.00
Design	\$0.00	\$0.00	\$0.00
Construction	\$74,685,794.80	\$74,685,126.87	\$667.93
Const Engineering	\$6,840,205.20	\$6,840,205.20	\$0.00
Environmental	\$0.00	\$0.00	\$0.00
Entity Costs	\$0.00	\$0.00	\$0.00
Other	\$2,658,000.00	\$1,424,351.88	\$1,233,648.12
Total	\$84,184,000.00	\$82,949,683.95	\$1,234,316.05

Current Project Expense Summary

BOND FUNDED PROJECTS

CLA38B20

Silverado Ranch DB, Collection & Outfall

Interlocal Amount \$26,000,000.00

Original Funding Date 03/12/2020

Expiration Date 06/30/2023

Category	ILC Funding Allocation	Amount Spent	Total Remaining
Right of Way	\$0.00	\$0.00	\$0.00
Pre-Design	\$0.00	\$0.00	\$0.00
Design	\$0.00	\$0.00	\$0.00
Construction	\$23,120,745.00	\$0.00	\$23,120,745.00
Const Engineering	\$2,379,255.00	\$0.00	\$2,379,255.00
Environmental	\$0.00	\$0.00	\$0.00
Entity Costs	\$500,000.00	\$0.00	\$500,000.00
Other	\$0.00	\$0.00	\$0.00
Total	\$26,000,000.00	\$0.00	\$26,000,000.00

ENTITY: Clark County Outlying

LAU04B17

SR 163 at Casino Drive

Interlocal Amount \$2,250,000.00

Original Funding Date 07/13/2017

Expiration Date 06/30/2022

Category	ILC Funding Allocation	Amount Spent	Total Remaining
Right of Way	\$0.00	\$0.00	\$0.00
Pre-Design	\$0.00	\$0.00	\$0.00
Design	\$0.00	\$0.00	\$0.00
Construction	\$2,065,000.00	\$1,743,541.36	\$321,458.64
Const Engineering	\$185,000.00	\$176,840.81	\$8,159.19
Environmental	\$0.00	\$0.00	\$0.00
Entity Costs	\$0.00	\$0.00	\$0.00
Other	\$0.00	\$0.00	\$0.00
Total	\$2,250,000.00	\$1,920,382.17	\$329,617.83

Current Project Expense Summary

BOND FUNDED PROJECTS

MOA03B21

Fairgrounds DB and Outfall

Interlocal Amount \$13,796,500.00

Original Funding Date 06/10/2021

Expiration Date 06/30/2026

Category	ILC Funding Allocation	Amount Spent	Total Remaining
Right of Way	\$0.00	\$0.00	\$0.00
Pre-Design	\$0.00	\$0.00	\$0.00
Design	\$0.00	\$0.00	\$0.00
Construction	\$12,315,000.00	\$0.00	\$12,315,000.00
Const Engineering	\$1,231,500.00	\$0.00	\$1,231,500.00
Environmental	\$0.00	\$0.00	\$0.00
Entity Costs	\$250,000.00	\$0.00	\$250,000.00
Other	\$0.00	\$0.00	\$0.00
Total	\$13,796,500.00	\$0.00	\$13,796,500.00

ENTITY: Henderson

HEN07G20

Whitney Ranch Channel Replacement

Interlocal Amount \$15,462,864.00

Original Funding Date 11/12/2020

Expiration Date 12/31/2022

Category	ILC Funding Allocation	Amount Spent	Total Remaining
Right of Way	\$0.00	\$0.00	\$0.00
Pre-Design	\$0.00	\$0.00	\$0.00
Design	\$0.00	\$0.00	\$0.00
Construction	\$14,962,864.00	\$0.00	\$14,962,864.00
Const Engineering	\$500,000.00	\$0.00	\$500,000.00
Environmental	\$0.00	\$0.00	\$0.00
Entity Costs	\$0.00	\$0.00	\$0.00
Other	\$0.00	\$0.00	\$0.00
Total	\$15,462,864.00	\$0.00	\$15,462,864.00

Current Project Expense Summary

BOND FUNDED PROJECTS

ENTITY: North Las Vegas

NLV03J19

Hollywood System, Phase II, NAFB Reach

Interlocal Amount \$19,921,851.00

Original Funding Date 05/23/2019

Expiration Date 06/30/2022

Category	ILC Funding Allocation	Amount Spent	Total Remaining
Right of Way	\$0.00	\$0.00	\$0.00
Pre-Design	\$0.00	\$0.00	\$0.00
Design	\$0.00	\$0.00	\$0.00
Construction	\$18,460,000.00	\$15,739,454.73	\$2,720,545.27
Const Engineering	\$1,321,851.00	\$1,216,880.49	\$104,970.51
Environmental	\$0.00	\$0.00	\$0.00
Entity Costs	\$140,000.00	\$139,206.97	\$793.03
Other	\$0.00	\$0.00	\$0.00
Total	\$19,921,851.00	\$17,095,542.19	\$2,826,308.81

NLV03K19

Range Wash - Ann Branch, Phase II

Interlocal Amount \$7,697,245.00

Original Funding Date 09/12/2019

Expiration Date 06/30/2022

Category	ILC Funding Allocation	Amount Spent	Total Remaining
Right of Way	\$0.00	\$0.00	\$0.00
Pre-Design	\$0.00	\$0.00	\$0.00
Design	\$0.00	\$0.00	\$0.00
Construction	\$7,118,510.00	\$6,347,279.00	\$771,231.00
Const Engineering	\$578,735.00	\$51,302.20	\$527,432.80
Environmental	\$0.00	\$0.00	\$0.00
Entity Costs	\$0.00	\$0.00	\$0.00
Other	\$0.00	\$0.00	\$0.00
Total	\$7,697,245.00	\$6,398,581.20	\$1,298,663.80

NLV03L20

Hollywood System, Centennial Pkwy to Speedway #2

DB

Interlocal Amount \$10,355,000.00

Original Funding Date 09/10/2020

Expiration Date 07/30/2025

Category	ILC Funding Allocation	Amount Spent	Total Remaining
Right of Way	\$0.00	\$0.00	\$0.00
Pre-Design	\$0.00	\$0.00	\$0.00
Design	\$0.00	\$0.00	\$0.00
Construction	\$9,500,000.00	\$0.00	\$9,500,000.00
Const Engineering	\$665,000.00	\$0.00	\$665,000.00
Environmental	\$0.00	\$0.00	\$0.00
Entity Costs	\$190,000.00	\$0.00	\$190,000.00
Other	\$0.00	\$0.00	\$0.00
Total	\$10,355,000.00	\$0.00	\$10,355,000.00

Current Project Expense Summary

BOND FUNDED PROJECTS

NLV04L21

Gowan Outfall-Alexander-Decatur-Simmons, Simmons-Clayton

Interlocal Amount \$33,988,550.00

Original Funding Date 05/20/2021

Expiration Date 06/30/2024

Category	ILC Funding Allocation	Amount Spent	Total Remaining
Right of Way	\$0.00	\$0.00	\$0.00
Pre-Design	\$0.00	\$0.00	\$0.00
Design	\$0.00	\$0.00	\$0.00
Construction	\$31,483,550.00	\$0.00	\$31,483,550.00
Const Engineering	\$2,205,000.00	\$0.00	\$2,205,000.00
Environmental	\$0.00	\$0.00	\$0.00
Entity Costs	\$300,000.00	\$0.00	\$300,000.00
Other	\$0.00	\$0.00	\$0.00
Total	\$33,988,550.00	\$0.00	\$33,988,550.00

NLV09J19

Beltway Detention Basin, Collection and Outfall

Interlocal Amount \$16,778,289.00

Original Funding Date 05/23/2019

Expiration Date 06/30/2023

Category	ILC Funding Allocation	Amount Spent	Total Remaining
Right of Way	\$0.00	\$0.00	\$0.00
Pre-Design	\$0.00	\$0.00	\$0.00
Design	\$0.00	\$0.00	\$0.00
Construction	\$15,392,926.00	\$4,448,966.12	\$10,943,959.88
Const Engineering	\$1,060,000.00	\$376,166.16	\$683,833.84
Environmental	\$0.00	\$0.00	\$0.00
Entity Costs	\$325,363.00	\$28,687.46	\$296,675.54
Other	\$0.00	\$0.00	\$0.00
Total	\$16,778,289.00	\$4,853,819.74	\$11,924,469.26

Current Project Expense Summary

BOND FUNDED PROJECTS

NLV09K19

Vandenberg North DB, Collection & Outfall, Phase II

Interlocal Amount \$25,999,000.00

Original Funding Date 08/08/2019

Expiration Date 06/20/2022

Category	ILC Funding Allocation	Amount Spent	Total Remaining
Right of Way	\$0.00	\$0.00	\$0.00
Pre-Design	\$0.00	\$0.00	\$0.00
Design	\$0.00	\$0.00	\$0.00
Construction	\$24,004,000.00	\$22,091,262.57	\$1,912,737.43
Const Engineering	\$1,620,000.00	\$954,677.53	\$665,322.47
Environmental	\$0.00	\$0.00	\$0.00
Entity Costs	\$375,000.00	\$44,670.70	\$330,329.30
Other	\$0.00	\$0.00	\$0.00
Total	\$25,999,000.00	\$23,090,610.80	\$2,908,389.20

Bond Totals

Category	ILC Funding Allocation	Amount Spent	Total Remaining
Right of Way	\$0.00	\$0.00	\$0.00
Pre-Design	\$0.00	\$0.00	\$0.00
Design	\$0.00	\$0.00	\$0.00
Construction	\$237,757,625.80	\$125,055,630.65	\$112,701,995.15
Const Engineering	\$19,117,112.20	\$9,616,072.39	\$9,501,039.81
Environmental	\$0.00	\$0.00	\$0.00
Entity Costs	\$2,103,363.00	\$212,565.13	\$1,890,797.87
Other	\$2,658,000.00	\$1,424,351.88	\$1,233,648.12
Total	\$261,636,101.00	\$136,308,620.05	\$125,327,480.95
Construction Projects = 12 Design / Other Projects = 0			

Capital Improvement Program - Open Projects Summary

Pay-As-You-Go And Bond Totals

Category	ILC Funding Allocation	Amount Spent	Total Remaining
Right of Way	\$34,516,988.49	\$28,534,596.65	\$5,982,391.84
Pre-Design	\$351,604.23	\$335,958.56	\$15,645.67
Design	\$49,534,508.22	\$31,182,449.66	\$18,352,058.56
Construction	\$408,761,605.67	\$236,733,447.23	\$172,028,158.44
Const Engineering	\$29,190,303.03	\$14,456,471.48	\$14,733,831.55
Environmental	\$2,277,574.85	\$1,568,826.38	\$708,748.47
Entity Costs	\$5,644,352.00	\$643,327.74	\$5,001,024.26
Other	\$13,416,441.96	\$11,515,500.21	\$1,900,941.75
Total	\$543,693,378.45	\$324,970,577.91	\$218,722,800.54
Construction Projects = 29 Design / Other Projects = 52			

Pay-As-You-Go Totals

Category	ILC Funding Allocation	Amount Spent	Total Remaining
Right of Way	\$34,516,988.49	\$28,534,596.65	\$5,982,391.84
Pre-Design	\$351,604.23	\$335,958.56	\$15,645.67
Design	\$49,534,508.22	\$31,182,449.66	\$18,352,058.56
Construction	\$171,003,979.87	\$111,677,816.58	\$59,326,163.29
Const Engineering	\$10,073,190.83	\$4,840,399.09	\$5,232,791.74
Environmental	\$2,277,574.85	\$1,568,826.38	\$708,748.47
Entity Costs	\$3,540,989.00	\$430,762.61	\$3,110,226.39
Other	\$10,758,441.96	\$10,091,148.33	\$667,293.63
Total	\$282,057,277.45	\$188,661,957.86	\$93,395,319.59
Construction Projects = 17 Design / Other Projects = 52			

Bond Totals

Category	ILC Funding Allocation	Amount Spent	Total Remaining
Right of Way	\$0.00	\$0.00	\$0.00
Pre-Design	\$0.00	\$0.00	\$0.00
Design	\$0.00	\$0.00	\$0.00
Construction	\$237,757,625.80	\$125,055,630.65	\$112,701,995.15
Const Engineering	\$19,117,112.20	\$9,616,072.39	\$9,501,039.81
Environmental	\$0.00	\$0.00	\$0.00
Entity Costs	\$2,103,363.00	\$212,565.13	\$1,890,797.87
Other	\$2,658,000.00	\$1,424,351.88	\$1,233,648.12
Total	\$261,636,101.00	\$136,308,620.05	\$125,327,480.95
Construction Projects = 12 Design / Other Projects = 0			

**Regional Flood Control District
Capital Improvement Projects - Cumulative Reporting
Pay-As-You-Go Funding**

Boulder City

<u>PROJECT</u>	<u>NAME</u>	<u>STATUS</u>	<u>TOTAL</u>
BOU01A87	Hemenway Wash	Closed	\$4,649,000.00
BOU01B88	Hemenway Wash Debris Basin	Closed	\$0.00
BOU01C10	Hemenway System, Phase II Improvements	Open	\$935,500.00
BOU01D17	Hemenway System, Phase IIA Improvements	Open	\$2,495,000.00
BOU02A88	Georgia Avenue Channel	Closed	\$613,590.23
BOU03A88	Buchanan Blvd. Channel	Closed	\$412,719.91
BOU03B98	Buchanan Watershed Facilities	Closed	\$420,240.41
BOU03C10	Buchanan Blvd., Phase III Improvements	Closed	\$344,263.01
BOU03D11	Buchanan Blvd., Phase III Improvements	Closed	\$0.00
BOU03E12	Buchanan Blvd., Phase III Improvements	Closed	\$4,689,402.24
BOU04A96	West Airport Watershed	Closed	\$128,138.69
BOU04B97	West Airport Watershed Construction	Closed	\$1,839,686.60
BOU04C01	Hemenway Wash	Closed	\$101,580.75
BOU05A98	North Railroad Watershed (Industrial Road Facility)	Closed	\$448,873.75
BOU05B00	North Railroad Watershed, Veteran Memorial Dr Culvert	Closed	\$129,206.79
BOU05G07	Yucca Street Drainage	Closed	\$71,036.09
BOU05H07	Bootleg Canyon Detention Basin Outfall	Closed	\$521,408.23
BOU05J10	North Railroad Conveyance	Closed	\$509,462.22
BOU05K11	Bootleg Canyon Detention Basin, Phase II	Closed	\$829,854.43
BOU05L11	North Railroad Conveyance	Closed	\$3,503,502.20
BOU05M18	North Railroad Conveyance, Phase II	Closed	\$2,370,058.67
BOU06A99	Ville Drive Flood Control Facilities	Closed	\$144,261.08
BOU06B01	Ville Drive Flood Control Facilities	Closed	\$747,314.67
			<u>\$25,904,099.97</u>

Clark County

<u>PROJECT</u>	<u>NAME</u>	<u>STATUS</u>	<u>TOTAL</u>
CLA01A87	Upper Flamingo Wash Detention Basin & Outfall	Closed	\$6,932,932.63
CLA01B04	F4 Patrick Lane/Ft Apache Road Lateral	Closed	\$482,000.00
CLA01D07	Flamingo Hacienda	Closed	\$4,037,385.53
CLA01F21	Flamingo, Cinarron Branch-Russell Rd to Patrick Lane	Open	\$520,000.00
CLA02A88	Rawhide Channel	Closed	\$69,932.30
CLA02B90	Rawhide Channel/Eastern Av Drainage Structure	Closed	\$155,540.00
CLA02C90	Rawhide Channel/Eastern Outfall	Closed	\$115,000.00
CLA02D90	Rawhide Channel/Eastern-Topaz	Closed	\$1,069,252.07
CLA02E91	Rawhide Channel/McLeod-Mtn Vista	Closed	\$166,990.74
CLA02G99	Rawhide Channel at Sagebrush Street	Closed	\$441,753.51
CLA03A88	Van Buskirk Channel - Predesign	Closed	\$118,463.30
CLA03B90	Van Buskirk Channel Outfall	Closed	\$3,332,227.08
CLA03C90	Van Buskirk Channel - ROW	Closed	(\$202,889.63)
CLA03D91	Van Buskirk System/Spencer-Rochelle	Closed	\$808,963.97
CLA03H93	Van Buskirk Channel / Phases IIA & VI Construction	Closed	\$6,112,843.32
CLA04A89	Flamingo Wash Bridge @ Eastern	Closed	\$61,900.00
CLA04B89	Flamingo Wash Bridge @ Arville	Closed	\$294,818.61

**Regional Flood Control District
Capital Improvement Projects - Cumulative Reporting
Pay-As-You-Go Funding**

<u>PROJECT</u>	<u>NAME</u>	<u>STATUS</u>	<u>TOTAL</u>
CLA04C90	Flamingo Wash Bridge @ Paradise & Palos Verde	Closed	\$1,711,276.60
CLA04D93	Flamingo Wash - Winnick Ave. Improvements	Closed	\$2,739,120.64
CLA04E99	Flamingo Wash, McLeod Dr to Maryland PKWY	Closed	\$2,575,702.59
CLA04F99	Flamingo Wash, I-515 to McLeod Dr	Closed	\$1,252,537.43
CLA04G00	Flamingo Wash at Boulder Highway	Closed	\$860,102.20
CLA04H00	Flamingo Wash, Boulder Highway to Mojave Rd	Closed	\$6,284,809.40
CLA04I01	Flamingo Wash, Spencer Street Bridge & Approach Channel	Closed	\$2,436,743.83
CLA04M06	Flamingo - Boulder HWY N, Sahara Ave to Flamingo Wash	Closed	\$1,027,029.82
CLA04Q08	Flamingo Wash, Nellis Blvd to I-515	Closed	\$995,990.90
CLA04R08	Flamingo Wash, Desert Inn to Eastern Avenue	Closed	\$7,869,248.66
CLA04U10	Flamingo-Boulder Highway North, Sahara Ave to Flamingo Wash	Closed	\$10,933,404.28
CLA04V10	Flamingo Wash, Nellis Boulevard to I-515	Closed	\$11,132,175.16
CLA04Y19	Flamingo Wash, Maryland Pkwy to Palos Verdes Street	Open	\$535,000.00
CLA05A91	Duck Creek Bridges @ Tomiyasu & La Casita	Closed	\$814,243.47
CLA06A91	Range Wash Confluence Detention Basin Facilities	Closed	\$479,952.25
CLA07A92	Sloan Channel (Las Vegas Wash to Owens)	Closed	\$4,820,788.11
CLA07B01	Sloan Channel, Las Vegas Wash to Charleston	Closed	\$340,747.81
CLA08A92	Lower Duck Creek Detention Basin Predesign	Closed	\$807,918.53
CLA08B93	Lower Duck Creek DB ROW	Closed	\$5,921,794.42
CLA08C98	Lower Duck Creek Detention Basin & Outfall Channel	Closed	(\$11,828.26)
CLA08D01	Duck Creek, Lower Detention Basin to I-15	Closed	\$9,691,844.67
CLA08F03	Duck Creek, Lower Detention Basin to Silverado Ranch Blvd	Closed	\$3,717,281.04
CLA08H05	Duck Creek, Railroad Detention Basin	Closed	\$673,683.44
CLA08K07	Duck Creek Channel, Silverado Ranch Blvd to Las Vegas Blvd	Closed	\$8,698,135.53
CLA08M08	Duck Creek, Railroad Detention Basin	Closed	\$13,302,732.94
CLA08Q13	Duck Creek at Dean Martin	Closed	\$413,865.28
CLA08R13	Duck Creek, Las Vegas Boulevard	Closed	\$414,932.34
CLA08S13	Silverado Ranch Detention Basin and Outfall Facilities	Open	\$1,450,000.00
CLA08W16	Duck Creek at Dean Martin	Closed	\$3,058,969.76
CLA09A97	Durango Collector (Hacienda to Twain)	Closed	\$366,253.18
CLA09B99	Durango Collector (Twain to Hacienda)	Closed	\$100,005.00
CLA09C06	Durango Collector (Twain to Hacienda)	Closed	\$1,126.53
CLA10A97	Tropicana Wash (Paradise Road to Koval Lane)	Closed	\$228,665.56
CLA10D07	Tropicana Wash at Swenson Street	Closed	\$1,253,646.20
CLA10F10	Flamingo Wash, UPRR to Hotel Rio Drive	Open	\$506,000.00
CLA10G12	Tropicana Wash at Swenson Street	Closed	\$7,076,397.21
CLA10H13	Airport Channel - Naples	Open	\$1,710,000.00
CLA10I19	Wagon Trail Chnl, Sunset Rd to Teco Avenue	Open	\$368,800.00
CLA10J21	Wagon Trail Chnl-Sunset Rd to Teco Ave	Open	\$2,800,008.00

**Regional Flood Control District
Capital Improvement Projects - Cumulative Reporting
Pay-As-You-Go Funding**

<u>PROJECT</u>	<u>NAME</u>	<u>STATUS</u>	<u>TOTAL</u>
CLA12A97	Desert Inn Detention Basin & Collection System	Closed	\$346,843.68
CLA12B98	Desert Inn Detention Basin & Collection System/DI Lateral	Closed	\$43,197.00
CLA12C99	Desert Inn Detention Basin & Collection System	Closed	\$689.01
CLA13A97	Lakes Detention Basin, Collection System, & Outfall	Closed	\$531,803.87
CLA13B98	Lakes Detention Basin Collection System & Outfall	Closed	\$788,631.74
CLA13C98	Lakes DB Collection System	Closed	\$783,619.03
CLA14A97	Duck Creek (Hollywood to Stephanie Street)	Closed	\$138,962.97
CLA14B99	Duck Creek Channel (Hollywood Blvd to Stephaine St)--ROWA	Closed	\$375,552.00
CLA14C99	Duck Creek, Sunset Road to Eastern Ave	Closed	\$560,650.99
CLA14D99	Duck Creek, Hollywood Blvd to Stephanie Street	Closed	\$1,651,449.79
CLA14E99	Duck Creek, Stephanie St to Green Valley PKWY	Closed	\$321,054.87
CLA14F00	Duck Creek, Emerald Avenue to Stephanie St	Closed	\$5,987,176.80
CLA14G00	Duck Creek at Robindale Road	Closed	\$1,066,974.02
CLA14H00	Duck Creek, Tomiyasu Lane to Topaz St	Closed	\$3,548,160.77
CLA14I02	Duck Creek, US 95 Branch	Closed	\$1,107,637.45
CLA14L02	Duck Creek, Phase II and Lower Pittman	Closed	\$13,651,024.74
CLA14R04	Duck Creek, Mountain Vista Street to Green Valley PKWY	Closed	\$707,824.31
CLA14S07	Duck Creek, Eldorado Lane to Spencer Street	Closed	\$6,139,169.42
CLA14U09	Duck Creek, Robindale to I-215	Closed	\$23,516.83
CLA14V10	Duck Creek, Mtn. Vista to Green Valley Parkway	Closed	\$8,976,052.51
CLA14X21	Sunset Park-Duck Creek Wash to Eastern Avenue	Open	\$1,630,000.00
CLA15B99	Colorado Avenue Storm Drain System	Closed	(\$41,517.92)
CLA15C09	Las Vegas Wash, Sloan Lane to Stewart Ave	Closed	\$193,555.23
CLA15D12	LVW Sloan-Bonanza, Flam W below Nellis	Open	\$6,322,000.00
CLA16A98	Upr Duck Ck, Ctrl Duck Ck, Lwr Blue Diamond & Bird Sp/ROW	Closed	\$2,226,784.41
CLA16B00	Upr Duck, Ctrl Duck, Lower Blue Dia, & Bird Springs DB	Closed	\$1,363,624.69
CLA16F04	Lower Blue Diamond Detention Basin Collector Channel	Closed	\$8,060,995.11
CLA16G05	Blue Diamond Wash Wigwam, UPRR to Jones Boulevard	Closed	\$535,000.00
CLA16H06	Blue Dia Wash S Rainbow, Pebble - Raven & Wigwam - Ford	Closed	\$2,444,155.20
CLA16I07	Lower Blue Diamond Detention Basin Outfall	Closed	\$1,694,368.59
CLA16J07	Blue Diamond Wash Wigwam, Jones Blvd to Rainbow	Closed	\$357,603.89
CLA16K07	Upper Duck Creek Detention Basin	Closed	\$3,000,000.00
CLA16O19	Blue Diamond Wash, Arville Street to I-15	Open	\$650,000.00
CLA16P21	Blue Diamond Channel, Amigo to Haven	Open	\$1,881,254.00
CLA17E04	Blue Diamond Channel, Rainbow Branch	Closed	\$1,495,409.16
CLA19A99	Red Rock Channel, Naples Branch	Closed	\$1,333,173.93

**Regional Flood Control District
Capital Improvement Projects - Cumulative Reporting
Pay-As-You-Go Funding**

<u>PROJECT</u>	<u>NAME</u>	<u>STATUS</u>	<u>TOTAL</u>
CLA19C02	Red Rock Channel, Naples Branch - Flamingo Connector	Closed	\$674,561.31
CLA20A99	Washington Collection System	Closed	\$69,701.68
CLA20B00	Washington Collection System	Closed	\$680,964.62
CLA21A00	Orchard Detention Basin	Open	\$1,949,700.00
CLA21B12	Orchard Detention Basin	Closed	\$4,929,886.35
CLA22A00	Flamingo Diversion - Jones Branch	Closed	\$100,001.71
CLA22B03	Flamingo Diversion - Jones Branch	Closed	\$1,100,000.00
CLA26C08	Flam Div - South Buffalo Branch, Flamingo Wash to Patrick Lane	Closed	\$776,336.79
CLA27C08	Flamingo Diversion - Rainbow Branch	Closed	\$980,601.33
CLA28D18	Vandenberg North DB, Collection & Outfall, Phase I	Open	\$3,765,000.00
CLA35A11	Tropicana Avenue Conveyance, LVW to Mtn. Vista	Closed	\$249,789.19
CLA36A18	Jim McGaughey DB, Collection Basin and Outfall	Open	\$4,432,870.00
CLA38C20	Duck Creek Haven Street Storm Drain	Open	\$354,000.00
CLA38D20	Duck Creek Haven Street Storm Drain	Open	\$3,748,000.00
CLA38E20	Duck Creek - Jones Boulevard Storm Drain	Open	\$3,650,769.00
CLA38F20	Blue Diamond Channel 02, Decatur-Le Baron to Richmar	Open	\$1,918,488.00
CLA38G20	Blue Diamond Railroad Channel	Open	\$1,637,520.00
CLA39A19	Duck Creek/Blue Diamond, Bermuda Rd to LV Blvd	Open	\$1,753,000.00
CLA40A21	LVW-Branch 02-Monson Chnl-Jimmy Durante to Boulder Highway	Open	\$650,000.00
CLD02A11	Annie Oakley Drive at Rawhide Channel Storm Drain	Closed	\$84,203.00
CLD04A08	Twain at Pecos-McLeod Storm Drain	Closed	\$442,521.57
CLD07A07	Sunrise Area Storm Drain	Closed	\$914,982.31
CLD07B08	Carey Avenue Storm Drain	Closed	\$1,351,525.62
CLD07C10	Sunrise Ave. Storm Drain, Fogg St. to Clayton St.	Closed	\$154,935.40
CLD07D12	Toiyabe Street Storm Drain	Closed	\$0.00
CLD14A10	Tunis Ave and Karvel Street Storm Drain	Closed	\$189,391.53
CLD15A09	Olive Street Storm Drain, US-95 to Palm Street	Closed	\$800,286.13
CLD17A09	Las Vegas Blvd/Serene Ave Storm Drain	Closed	\$133,338.79
CLD19A17	Katie Avenue Storm Drain - Local Drainage Improvements	Closed	\$724,665.88
CLD20A12	Washington/Hollywood Storm Drain	Closed	\$259,862.20
CLD97A20	Craig Road SD-El Capitan to Fort Apache	Open	\$1,200,000.00
CLD98A06	Hickam Avenue Storm Drain	Closed	\$465,091.07
CLD99A05	Red Coach Ave/Cimarron Rd Improvements	Closed	\$388,200.00
			\$264,302,809.52

Clark County Outlying

<u>PROJECT</u>	<u>NAME</u>	<u>STATUS</u>	<u>TOTAL</u>
BUN01A90	Bunkerville Channel (aka Windmill Channel)	Closed	\$817,795.45
BUN01B98	Bunkerville Flood Control Improvements	Closed	\$5,734,536.80
BUN01C05	Windmill Wash Outfall	Closed	\$2,839,135.00
BUN01D11	Windmill Wash DB Exp & Jess Waite Levee Facilities	Open	\$1,180,000.00

**Regional Flood Control District
Capital Improvement Projects - Cumulative Reporting
Pay-As-You-Go Funding**

<u>PROJECT</u>	<u>NAME</u>	<u>STATUS</u>	<u>TOTAL</u>
GSP01A88	Goodsprings Flood Control Improvements	Closed	\$72,275.84
GSP01B10	Goodsprings - Phase I	Open	\$83,400.00
IND01A98	Indian Springs Flood Control Improvements	Closed	\$579,193.24
LAU01A89	Unnamed Wash, Laughlin	Closed	\$349,995.99
LAU02A89	Hiko Springs, Laughlin	Closed	\$369,974.40
LAU02B92	Hiko Springs, Laughlin, Remap	Closed	\$8,000.00
LAU03A96	Hiko Springs Outfall Channel	Closed	\$7,771,291.25
LAU04A08	SR 163 at Casino Drive	Open	\$828,500.00
MOA01A89	Cooper Ave. Crossing - Moapa Valley	Closed	\$185,000.00
MOA01B89	Muddy River West Levee, Moapa Valley	Closed	\$12,906,432.82
MOA01C06	Muddy River, Gubler Avenue Bridge	Closed	\$745,638.67
MOA01D07	Muddy River, Gubler Avenue Bridge	Closed	\$5,319,472.98
MOA01E08	Muddy River & Trib - Cooper Ave to Yamashita St	Closed	\$966,120.32
MOA01F10	Muddy River Logandale Levee	Closed	\$1,749,495.34
MOA01G11	Muddy River, Cooper Street Bridge	Closed	\$15,793,908.74
MOA01H15	Muddy River Logandale Levee	Closed	\$8,209,488.28
MOA02A89	Logan Wash (aka Benson), Moapa Valley	Closed	\$235,040.74
MOA02B92	Logan Wash Construction	Closed	\$3,510,528.60
MOA03A11	Fairgrounds Detention Basin and Outfall	Open	\$1,071,500.00
NEL01A88	Nelson Flood Control Improvements	Closed	\$2,961.95
SEA01A88	Searchlight Flood Control Improvements	Closed	\$861,099.97
SEA01B99	Searchlight Flood Control Improvements	Closed	\$5,500.00
SEA02A07	Searchlight - West, US-95	Closed	\$162,000.00
SEA02B19	Searchlight West - State Highway 164	Open	\$740,500.00
SEA03A09	Searchlight - South, Encinitas St Storm Drain	Closed	\$31,272.42
SEA03B17	Searchlight-South, Encinitas St. Storm Drain	Closed	\$2,052,208.21
			<u>\$75,182,267.01</u>

COE/Clark County

<u>PROJECT</u>	<u>NAME</u>	<u>STATUS</u>	<u>TOTAL</u>
COEESCRO	COE Escrow Account	Closed	\$15,126,215.56
COEG194	COE General Project Information	Closed	\$97,744.28
COEG294	Tropicana & Flamingo Washes	Open	\$36,259,348.00
COETF	TROPFLAM-Haz Mat	Closed	\$280,550.00
			<u>\$51,763,857.84</u>

Henderson

<u>PROJECT</u>	<u>NAME</u>	<u>STATUS</u>	<u>TOTAL</u>
HEN01A87	Pittman Wash Channel Design (Phases I, II, III)	Closed	\$533,554.14
HEN01B87	Warm Springs & Stephanie Street Bridges	Closed	\$1,660,108.81
HEN01C90	Pittman Wash Channel - Phase I Construction	Closed	\$2,744,110.10
HEN01F00	Pittman Wash Lower Reach	Closed	\$324,343.79
HEN01H09	Pittman Wash, Duck Creek at I-515	Closed	\$349,813.57
HEN01I14	Pittman Wash, Duck Creek at I-515	Closed	\$2,295,044.97
HEN02A89	Green Valley Parkway Bridge	Closed	\$1,128,513.78
HEN03A91	UPRR Channel	Closed	\$117,073.57
HEN04A91	C-1 Predesign / Mission Hills Design	Closed	\$1,009,074.06
HEN04B93	C-1 Channel / Lake Mead Dr. to Burkholder Design	Closed	\$173,333.98
HEN04E96	Mission Hills Western Interceptor Diversion	Closed	\$2,636,599.02

**Regional Flood Control District
Capital Improvement Projects - Cumulative Reporting
Pay-As-You-Go Funding**

<u>PROJECT</u>	<u>NAME</u>	<u>STATUS</u>	<u>TOTAL</u>
HEN04F97	Black Mountain Detention Basin	Closed	\$275,048.92
HEN04I98	C-1 Channel (Culvert) at Lake Mead	Closed	\$907,210.00
HEN04K99	Upper and Middle Reaches of the C-1 Channel	Closed	\$521,871.29
HEN04O09	C-1, Four Kids Wash - Lake Mead to Eagle Rock	Closed	\$22,905.46
HEN04P09	Racetrack Channel, Drake to Burkholder	Closed	\$76,414.93
HEN04Q15	Racetrack Channel, Drake to Burkholder	Closed	\$833,948.46
HEN05A92	Sunset D B, Collection Sys, & Outfall (Pioneer DB)	Closed	\$3,749,294.23
HEN05C01	Pioneer Detention Basin	Closed	\$4,323,566.57
HEN05D09	Pioneer Detention Basin Expansion and Inflow	Closed	\$325,840.81
HEN05E09	Pittman, Horizon Ridge Detention Basin	Closed	\$785,441.55
HEN06A93	Equestrian Drive Detention Basin	Closed	\$388,624.49
HEN06B95	Equestrian Detention Basin	Closed	\$6,128,895.08
HEN06C02	Equestrian Detention Basin Outfall	Closed	\$681,288.27
HEN06D05	C-1 Equestrian Tributary	Closed	\$227,591.57
HEN06F08	C-1 Equestrian Tributary	Closed	\$2,711,795.15
HEN06G08	Equestrian Detention Basin Outfall - Heritage Channel	Closed	\$4,200,444.03
HEN06H09	Equestrian Detention Basin Expansion	Closed	\$335,247.64
HEN06IO9	Equestrian Tributary Phase II	Closed	\$405,636.14
HEN07A96	Pittman Park Detention Basin	Closed	\$1,546,249.59
HEN07B09	Pittman Wash, UPRR to Santiago	Closed	\$843,016.21
HEN07D09	Whitney Wash Channel	Closed	\$130,264.67
HEN07E11	Pittman Wash, UPRR to Santiago	Closed	\$8,796,470.83
HEN07F18	Whitney Ranch Channel Replacement Project	Open	\$934,549.00
HEN08A96	Railroad East Detention Basin	Closed	\$6,416,341.47
HEN08B08	Pittman Railroad East Conveyance	Closed	\$444,380.89
HEN08C08	Pittman Railroad East Conveyance	Closed	\$8,518,517.91
HEN09A99	Pittman East Detention Basin (collapse with HEN09A97)	Closed	\$119,918.19
HEN09B00	Pittman Eastern Detention Basin	Closed	\$6,099,436.41
HEN09D09	Pittman Seven Hills Park Channel	Closed	\$0.00
HEN10B99	South Pittman Detention Basin	Closed	\$3,202,101.72
HEN12A99	Gibson Channel at Sunset Road	Closed	\$40,125.00
HEN12B01	Gibson Channel Culvert at Sunset Road	Closed	\$364,211.76
HEN12C02	Gibson Conveyance System	Closed	\$237,718.78
HEN12F05	Pittman Gibson, Warm Springs Road to Kelso Dunes Avenue	Closed	\$10,000.00
HEN12GO6	Pittman Wash - Burns	Closed	\$4,251,084.08
HEN12H09	Pittman Burns, Sunset to Galleria	Closed	\$770,231.86
HEN12I09	Pittman, West Horizon - Palm Hills	Closed	\$249,028.80
HEN12K19	Pittman - Sunset, Galleria to Foster	Open	\$605,788.00
HEN13A00	Boulder Highway Channel	Closed	\$360,070.00
HEN14A00	Pittman Pecos West Conveyance & Eastern Ave Tributary	Closed	\$2,355,800.39
HEN14B06	Pittman Pecos West Conveyance & Eastern Ave Tributary	Closed	\$6,787,948.72
HEN15A00	Pittman Wash Railroad Channel	Closed	\$568,801.51
HEN16A01	Pittman North Detention Basin & Outfall	Open	\$2,264,514.00
HEN16D15	Pittman North Detention Basin and Outfall, Phase I	Closed	\$3,458,916.31

**Regional Flood Control District
Capital Improvement Projects - Cumulative Reporting
Pay-As-You-Go Funding**

<u>PROJECT</u>	<u>NAME</u>	<u>STATUS</u>	<u>TOTAL</u>
HEN16E15	Pittman North DB & Outfall, Phase II - Starr Avenue	Closed	\$1,865,136.31
HEN16F17	Pittman North Detention Basin & Outfall, Phase III	Open	\$25,700,000.00
HEN19B06	Northeast Detention Basin Outfall	Closed	\$337,852.88
HEN19C07	Northeast Detention Basin, Levee and Outfall	Closed	\$13,366,601.89
HEN21A05	Pittman Railroad, MacDonald Ranch Channel	Closed	\$253,025.49
HEN21B08	Pittman Railroad, MacDonald Ranch Channel	Closed	\$2,025,749.22
HEN22A09	Anthem Pkwy Channel, Horizon Ridge to Sienna Heights	Closed	\$94,222.77
HEN22B21	Anthem Pkwy Chnl-Horizon Ridge to Siena Heights	Open	\$124,303.00
HEN23A09	Center Street Storm Drain	Closed	\$564,095.75
HEN24A11	Duck Creek, Sunset to Sandhill	Closed	\$535,983.84
HEN24B13	Duck Creek, Sunset to Sandhill	Closed	\$3,475,829.83
HEN25B19	Pittman Pabco - Boulder Highway Crossing	Open	\$1,454,530.00
HLD06B19	Chickasaw Storm Drain	Open	\$1,999,964.00
HLD15A06	Blackridge Road Storm Drain System	Closed	\$529,071.04
			\$151,574,486.50

Las Vegas

<u>PROJECT</u>	<u>NAME</u>	<u>STATUS</u>	<u>TOTAL</u>
LAS01A87	Angel Park Detention Basin Outflow Structure	Closed	\$397,978.73
LAS01B95	Angel Park Detention Basin Expansion	Closed	\$1,356,534.40
LAS01D09	Angel Park North - Detention Basin	Closed	\$597,382.00
LAS02A87	Buffalo Channel	Closed	\$4,167,183.73
LAS02B91	Buffalo Channel/Summerlin PKWY - Vegas Drive	Closed	\$126,491.20
LAS02C91	Buffalo Channel/Westcliff-Summerlin Pkwy	Closed	\$471,594.88
LAS02D92	Buffalo Channel/Doe Av.-Westcliff Dr	Closed	\$84,175.72
LAS02F93	Buffalo Channel / Doe-Westcliff	Closed	\$1,685,430.55
LAS03A89	Gowan Rd Detention System	Closed	\$195,685.16
LAS03B89	Gowan Detention Basin & Outfall	Closed	\$4,813,519.80
LAS03D98	Gowan South Detention Basin Expansion	Closed	\$126,398.42
LAS03E00	Gowan South DB Expansion	Closed	\$2,609,639.23
LAS04A87	Oakey Boulevard System	Closed	\$111,106.72
LAS04B90	Oakey Bl System	Closed	\$631,418.63
LAS04C91	Oakey Bl System/Decatur Bl Crossing	Closed	\$35,000.00
LAS04E94	Oakey Conveyance Phase II	Closed	\$1,083,848.86
LAS05A87	Meadows Detention Basin	Closed	\$120,000.00
LAS05B87	Meadows Detention Basin	Closed	\$3,432,123.00
LAS05C00	Meadows Detention Basin Expansion (Resol 00-2)	Closed	\$150,000.00
LAS05D01	Meadows Detention Basin Expansion (Resol 01-3)	Closed	\$3,422,258.00
LAS05H08	Alta Parallel System	Closed	\$8,165,350.58
LAS05I08	Oakey-Meadows Storm Drain, Phase I	Closed	\$12,686,286.59
LAS05J10	Oakey Meadows Storm Drain-Phase II	Closed	\$9,822,984.14
LAS05L20	Meadows-Charleston SD, Essex to Lindell	Open	\$817,308.00
LAS05M20	Meadows Detention Basin Upgrade	Open	\$154,000.00
LAS06A87	Major Conveyance System West of I-15	Closed	\$229,005.59
LAS06B87	Major Conveyance System East of I-15	Closed	\$29,022.50

**Regional Flood Control District
Capital Improvement Projects - Cumulative Reporting
Pay-As-You-Go Funding**

<u>PROJECT</u>	<u>NAME</u>	<u>STATUS</u>	<u>TOTAL</u>
LAS06C93	Freeway Channel/Sahara - Ivanhoe	Closed	\$670,067.29
LAS07A89	Durango Storm Drain	Closed	\$596,059.22
LAS08A89	Carey Ave./Lake Mead Detention & Conveyance System	Closed	\$6,148,651.98
LAS09A89	Washington Ave. System	Closed	\$313,726.91
LAS09B91	Washington Ave. System/Sandhill-Bruce	Closed	\$497,000.00
LAS09D92	Washington Ave./Sandhill-Virgil	Closed	\$1,594,925.69
LAS09F93	Washington/Sagman-LV Creek Right-of-Way	Closed	\$245,428.78
LAS09G94	Washington Ave. / Lena-Eastern (LOMR)	Closed	\$4,643,824.92
LAS09H94	Upper Washington Channel & Freeway Channel	Closed	\$1,206,684.74
LAS09I96	Washington/Eastern-Sagman	Closed	\$3,078,027.28
LAS09J97	Freeway Channel System - Alta Drive to UPRR	Closed	\$13,839,202.95
LAS09K97	Upper Washington Avenue - Sagman to Bonanza	Closed	\$4,421,963.25
LAS09L98	Freeway Channel - Alta Dr to Sahara Avenue	Closed	\$2,778,531.48
LAS09M98	Freeway Channel North/ Washington Avenue - Vegas Drive	Closed	\$257,916.45
LAS09O99	Freeway Channel - Alta Dr to Sahara Ave & Bypass Facility	Closed	(\$5,613.65)
LAS09P00	Freeway Channel - Alta to Sahara & Bypass Facilities (CM)	Closed	\$2,280,263.22
LAS09R01	Las Vegas Creek Channel - Parallel System at Decatur Blvd (Resol 01-4)	Closed	\$247,000.00
LAS09U05	Las Vegas Creek Channel - Parallel System	Closed	\$5,628,281.00
LAS09V05	Oakey Drain, Birch Street to Cahlan Drive	Closed	\$851,548.86
LAS09W08	Oakey Drain, Birch Street to Cahlan Drive	Closed	\$6,500,607.90
LAS09Y09	Oakey Drain - Cahlan Dr to Barnard Dr	Closed	\$370,483.19
LAS10A91	Gowan North Channel	Closed	\$110,000.00
LAS10B93	CAM-10 & Lone Mtn. Detention Basins Predesign	Closed	\$212,800.00
LAS10C94	Lone Mtn. Detention Basin	Closed	\$905,972.72
LAS10D95	Gowan North Channel - Gowan North Detention Basin	Closed	\$904,292.71
LAS10E97	Gowan North Channel - Gowan Detention Basin to Buffalo	Closed	\$3,150,210.59
LAS10F97	Gowan Outfall Lone Mtn Branch - Ferrell St to Kenny Way	Closed	\$111,327.87
LAS10H98	Gowan North Buffalo Branch (Chnl) - Atwood to Lone Mtn Rd	Closed	\$285,859.78
LAS10J98	Gowan North Chnl-Alexander Dr to Lone Mtn Rd & LM Outfall	Closed	\$651,405.16
LAS10K99	CAM 10 Detention Basin (aka Ann Road DB)	Closed	\$682,577.04
LAS10L99	Gowan North-Buffalo Branch	Closed	\$162,106.81
LAS10M00	Gowan North - Buffalo Branch (Gowan Road & Buckskin Ave)	Closed	\$608,179.39
LAS10N00	Gowan Outfall, Lone Mountain Branch (Allen Lane-Ferrell)	Closed	\$1,545,053.54
LAS10P00	Gowan/Lone Mountain System - Gilmore Channel (CM)	Closed	\$8,492.19
LAS10Q01	Gowan/Lone Mountain System - Gilmore Channel (Developer Participation)	Closed	\$1,383,723.00

**Regional Flood Control District
Capital Improvement Projects - Cumulative Reporting
Pay-As-You-Go Funding**

<u>PROJECT</u>	<u>NAME</u>	<u>STATUS</u>	<u>TOTAL</u>
LAS10R00	Gowan North - Buffalo Branch (Cheyenne Avenue to Lone Mtn Road)	Closed	\$2,462,085.23
LAS10Y05	Gowan Lone Mountain System - Cliff Shadows Park	Closed	\$1,549,850.67
LAS11A92	Rampart Storm Drain (Angel Park-Peccole 1)	Closed	\$44,809.03
LAS11B93	Rampart Storm Drain Construction	Closed	\$185,842.34
LAS12A92	Alta Storm Drain (Meadows V)	Closed	\$851,465.76
LAS13A92	Cheyenne Channel / Buffalo - Gowan Design	Closed	\$86,475.85
LAS13B94	Cheyenne Channel Crossings Developer Participation	Closed	\$709,000.00
LAS13C93	Cheyenne Channel / Buffalo - Gowan	Closed	\$1,107,787.47
LAS14A95	Washington Avenue - I-15 to Martin Luther King	Closed	\$74,429.00
LAS14B00	Washington Avenue & Freeway Channel North	Closed	\$4,887,278.94
LAS14C11	Freeway Channel-Washington, MLK to Rancho Drive	Closed	\$1,025,545.29
LAS15A95	Oakey Storm Drain - I-15 to Decatur Blvd	Closed	\$391,238.42
LAS16A98	Ann Road Channel West/ Allen Lane - Rancho Drive	Closed	\$657,583.31
LAS16B99	Rancho Road System/Centennial PKWY to Rancho DB	Closed	\$1,198,151.00
LAS16C99	Rancho Road System/Centennial PKWY to Rancho DB	Closed	\$17,697.53
LAS16G07	Rancho Detention Basin, Phase II	Closed	\$3,953,168.82
LAS16H07	Rancho Drive System - El Campo Grande Storm Drain	Closed	\$4,634,244.76
LAS16I09	Ann Rd Channel West - Rainbow Blvd	Closed	\$475,475.33
LAS16J09	Rancho System - Beltway to Elkhorn	Closed	\$927,245.27
LAS16L11	Rancho Road System - Elkhorn, Ft Apache to Grand Canyon	Closed	\$394,023.05
LAS16M12	Ann Road Channel West - Rainbow Boulevard	Closed	\$3,474,459.19
LAS16N13	Rancho System - Beltway to Elkhorn Road	Closed	\$8,681,088.21
LAS16O13	Rancho Rd System-Elkhorn, Fort Apache to Grand Canyon	Closed	\$2,287,600.29
LAS16P15	Rancho Road System - Elkhorn, Grand Canyon to Hualapai	Closed	\$626,451.69
LAS16Q18	Rancho Road System-Elkhorn, Grand Canyon to Hualapai	Closed	\$4,772,370.59
LAS17A98	Las Vegas Wash/ Rancho Drive System (Peak Dr - Lake Mead)	Closed	\$419,095.42
LAS17D02	Las Vegas Wash - Rancho Drive System (Carey/Lake Mead DB to Peak Dr)	Closed	\$6,273,291.56
LAS17F07	Peak Drive System (Jones Blvd to Michael Way)	Closed	\$4,501,941.03
LAS18A98	Las Vegas Wsh/Smoke Ranch Sys: Peak Dr/Torrey Pines-Jones	Closed	\$147,617.92
LAS18B00	Las Vegas Wash - Smoke Ranch System (Peak Drive: Torrey Pines - Jones)	Closed	\$1,782,103.78
LAS19A99	Owens Avenue System: Rancho Drive to I-15	Closed	\$292,162.08
LAS19B01	Owens Avenue System (Rancho Drive to I-15)	Closed	\$4,430,278.94
LAS19D11	Vegas Dr Storm Drain - Rancho to Shadow Mountain	Closed	\$10,997,022.53
LAS19E20	Owens Ave System-Vegas SD, Shadow Mtn to Jones	Open	\$854,000.00

**Regional Flood Control District
Capital Improvement Projects - Cumulative Reporting
Pay-As-You-Go Funding**

<u>PROJECT</u>	<u>NAME</u>	<u>STATUS</u>	<u>TOTAL</u>
LAS20A00	Rancho Rd System: Durango to US-95 Interchange	Closed	\$448,364.70
LAS22B05	Las Vegas Wash - Jones Blvd, Elkhorn Rd to Farm Rd	Closed	\$92,244.72
LAS22C06	Las Vegas Wash - Elkhorn (Rainbow Blvd to Torrey Pines Drive)	Closed	\$274,272.89
LAS22D06	N & S Environ Enhancement Areas - Floyd Lamb Park	Closed	\$2,252,837.16
LAS22E06	Las Vegas Wash - Decatur Blvd (Centennial PKWY to Farm Road)	Closed	\$2,454,915.36
LAS22F07	Las Vegas Wash - Rainbow (Elkhorn Road to Grand Teton Drive)	Closed	\$951,355.17
LAS22G07	Elkhorn Springs and Buffalo Storm Drain	Closed	\$280,782.51
LAS22H07	Las Vegas Wash - Elkhorn Rd, Rainbow Blvd to Torrey Pines Dr	Closed	\$6,561,592.06
LAS22I08	Las Vegas Wash - Decatur Blvd (Elkhorn Rd to Farm Rd)	Closed	\$2,950,783.84
LAS22J08	Las Vegas Wash - Jones Blvd, Elkhorn to Farm	Closed	\$1,683,390.48
LAS22K08	LVW - Grand Teton, Mountain Spa to Durango Drive	Closed	\$850,522.21
LAS22L08	LVW - Grand Teton, Buffalo Drive to Durango Drive	Closed	\$172,513.02
LAS22R12	LVW-Grand Teton, Mountain Spa to Durango Drive	Closed	\$12,250,368.51
LAS22S13	Brent Drainage System-Floyd Lamb Park to Durango Drive	Closed	\$450,299.59
LAS22T15	Brent Drainage System - Floyd Lamb Park to Durango Drive	Closed	\$4,812,849.19
LAS22U19	Brent Drainage System-Durango to OHare Ave	Open	\$1,100,000.00
LAS23C08	Horse Drive Interchange	Closed	\$5,392,419.91
LAS23D13	Centennial Parkway Channel West - US95 Crossing	Closed	\$1,411,812.73
LAS23E13	Centennial Pkwy Channel West-CC 215, Pioneer Way to US95	Closed	\$818,649.59
LAS23F14	Centennial Parkway Channel West-CC215, Pioneer Way to US95	Open	\$13,259,884.00
LAS23G15	Centennial Parkway Channel West-US95, CC215 to Durango	Closed	\$1,048,786.02
LAS23H15	Centennial Parkway Channel West-US95, Durango to Grand Teton	Open	\$985,231.00
LAS23I17	Cent Pkwy Chnl West-US95, CC215 to Grand Teton, Kyle Cyn	Open	\$24,085,206.70
LAS23J21	Centennial Pkwy Channel West-Farm Rd, Oso Blanca to TeePee	Open	\$953,903.00
LAS24B06	Gowan North Channel - El Capitan Way to the Western Beltway	Closed	\$7,636,880.18
LAS24D06	Gowan Lone Mountain System - Branch 4	Closed	\$2,824,592.10
LAS24E07	Gowan Outfall - Lone Mountain Branch (Rancho Drive to Decatur Boulevard)	Closed	\$1,595,874.26
LAS24H13	Gowan North-Buffalo Branch,Lone Mtn to Washburn Rd	Closed	\$953,701.76
LAS24I15	Gowan Box Canyon - Lone Mountain Road	Closed	\$423,742.73
LAS24J15	Gowan North - El Capitan Branch, Lone Mountain to Ann Road	Closed	\$802,275.43

**Regional Flood Control District
Capital Improvement Projects - Cumulative Reporting
Pay-As-You-Go Funding**

<u>PROJECT</u>	<u>NAME</u>	<u>STATUS</u>	<u>TOTAL</u>
LAS24K17	Gowan North-Buffalo Branch, Lone Mtn to Washburn Rd	Closed	\$8,180,517.28
LAS24L17	Gowan North - El Capitan Branch, Ann Road to Centennial Parkway	Open	\$861,670.00
LAS24M17	Gowan North-El Capitan Branch, Lone Mtn to Ann Rd.	Closed	\$8,839,320.65
LAS25B13	Cedar Avenue Channel Improvements	Closed	\$701,786.07
LAS25C20	Las Vegas Wash-Stewart, Las Vegas Wash to Lamb Blvd.	Open	\$1,675,190.00
LAS26A07	Grand Teton Overpass - Storm Drain	Closed	\$612,614.83
LAS26B08	Grand Teton Overpass - Storm Drain	Closed	\$1,936,755.45
LAS26C13	Grand Teton - Hualapai to Tee Pee	Closed	\$401,560.15
LAS27A09	Boulder HWY Sahara Ave - Mojave Rd to Boulder HWY	Closed	\$411,967.68
LAS28B11	Oakey Drain - Cahlan to Barnard	Closed	\$5,372,969.90
LAS28C12	Las Vegas Wash - Sloan Channel to Cedar Avenue	Open	\$110,000.00
LAS29A10	Flamingo Wash, Boulder Highway North-Main Street	Closed	\$346,572.69
LAS29B15	Flamingo-Boulder HWY N-Boulder HWY Sahara to Charleston	Open	\$1,726,003.00
LAS29C16	Flamingo-Maryland-Bldr, Maryland Pky Sys	Open	\$2,888,829.00
LAS29D17	Flamingo-Boulder Hwy North, Charleston, Main to Maryland	Open	\$1,529,674.00
LAS29E18	Flamingo - Boulder Hwy North - Boulder Hwy, Sahara to Charleston	Open	\$30,664,139.00
LAS29F20	Flamingo-Boulder Hwy N Charleston-Maryland Pkwy System	Open	\$44,039,173.00
LAS30A13	Gowan-Alexander Rd., Rancho Drive to Decatur Boulevard	Open	\$711,938.00
LAS31A17	LVW-Moccasin, Skye Canyon Park to Upper LVW	Open	\$120,000.00
LAS31B18	LVW - Moccasin, Skye Canyon Park to Upper LVW	Open	\$17,996,057.00
LAS32A21	LVW - Iron Mountain, Bradley to Decatur	Open	\$302,000.00
LLD04A03	Holmby Channel	Closed	\$621,698.68
LLD04B07	Oakey Boulevard & Tenaya Way Storm Drain	Closed	\$574,017.45
LLD05A08	Jones Blvd - Alta to Borden Storm Drain	Closed	\$716,389.74
LLD08A11	Lexington Street Storm Drain	Closed	\$926,610.34
LLD09A04	Bruce Street Storm Drain	Closed	\$431,221.89
LLD10A05	Jay Avenue Improvements	Closed	\$548,443.62
LLD10B13	Buckskin Avenue Storm Drain	Closed	\$1,010,515.08
LLD12A04	Brush Street Storm Drain	Closed	\$411,351.53
LLD13A02	Crystal Water Way, Lake South Dr to Desert Inn Rd	Closed	\$227,132.20
LLD18A02	Peak Drive, Rainbow Blvd to Torrey Pines Dr	Closed	\$371,781.85
LLD19A18	Luning Drive Storm Drain	Open	\$1,201,965.00
LLD99A09	Gilmore Ave - Decatur Blvd to Thom Blvd Storm Drain	Closed	\$410,867.01
			\$436,241,971.90

Mesquite

<u>PROJECT</u>	<u>NAME</u>	<u>STATUS</u>	<u>TOTAL</u>
MES01A88	Town Wash Detention Basin (Right-of-Way)	Closed	\$9,600.50

**Regional Flood Control District
Capital Improvement Projects - Cumulative Reporting
Pay-As-You-Go Funding**

<u>PROJECT</u>	<u>NAME</u>	<u>STATUS</u>	<u>TOTAL</u>
MES01B89	Town Wash Detention Basin (Design & Construction)	Closed	\$660,000.00
MES01C02	Town Wash Conveyance, I-15 to Virgin River	Closed	\$977,665.86
MES01E17	Town Wash-Mesa Boulevard, El Dorado to Town Wash	Open	\$612,341.75
MES02A00	Abbott Wash Channel, I-15 to Virgin River	Closed	\$632,380.00
MES04A15	Virgin River Flood Wall	Open	\$1,433,903.00
			<u>\$4,325,891.11</u>

North Las Vegas

<u>PROJECT</u>	<u>NAME</u>	<u>STATUS</u>	<u>TOTAL</u>
NLD14A15	Oak Island Drive Storm Drain	Closed	\$0.00
NLV01A87	Las Vegas Wash/I-15 to Pecos (Facility Study)	Closed	\$304,000.00
NLV01B87	Las Vegas Wash/Craig-Civic Center (King Charles)	Closed	\$2,415,411.73
NLV01C00	Upper Las Vegas Wash	Closed	\$2,590,459.93
NLV01E07	Tropical Parkway Channel East	Closed	\$1,161,535.61
NLV01G11	Ann Road Channel East, ULVW to Fifth Street	Closed	\$960,970.98
NLV01H13	Las Vegas Wash - "N" Channel, Cheyenne to Gowan	Closed	\$302,073.21
NLV01J15	Las Vegas Wash - "N" Channel, Cheyenne to Gowan	Closed	\$3,044,495.91
NLV02A87	W. Trib Las Vegas Wash/Craig -Alexander	Closed	\$1,268,170.85
NLV02B88	W. Trib Las Vegas Wash/Craig Ranch Golf Course-Craig	Closed	\$1,057,430.33
NLV03A88	West Range Wash Detention Basin (Facility Study)	Closed	\$273,068.12
NLV03B88	East Range Wash Detention Basin (Facility Study)	Closed	\$30,000.00
NLV03C91	West Range Wash Diversion Dike	Closed	\$339,338.71
NLV03E13	Hollywood System, Dunes South DB to Centennial Parkway	Open	\$2,706,972.00
NLV03F17	Range Wash - Ann Branch	Closed	\$626,038.57
NLV03G17	Hollywood System, Centennial Pkwy-Speedway #2 DB	Open	\$1,586,850.00
NLV03H17	Hollywood System, Dunes S DB to Centennial Pkwy-Phase I	Closed	\$11,189,513.59
NLV03I18	Range Wash - Ann Branch, Phase I	Open	\$2,668,000.00
NLV04A89	Gowan Outfall Structure	Closed	\$13,373,572.56
NLV04B00	Gowan Outfall, Craig to Channel	Closed	\$301,821.67
NLV04C01	Gowan Outfall, Craig to Channel	Closed	\$1,566,299.84
NLV04F07	Simmons Street Drainage Improvements - Carey to Craig	Closed	\$2,110,016.45
NLV04G07	Gowan Outfall - Lone Mountain Branch, Decatur Blvd to Channel	Closed	\$15,057,798.44
NLV04I11	Simmons Street - Phase II, Carey to Cheyenne	Closed	\$5,464,819.43
NLV04K17	Gowan Outfall, Alexander Rd - Decatur to Simmons Street	Open	\$1,931,156.00
NLV05A89	Upper Las Vegas Wash Detention Basin	Closed	\$1,342,892.36
NLV06A91	Kyle Detention Basin	Closed	\$601,126.71
NLV06B93	Kyle Detention Basin	Closed	\$8,452,713.96
NLV07A92	Camino Al Norte Culvert	Closed	\$86,191.00
NLV08A94	Lower Las Vegas Wash Detention Basin	Closed	\$2,650,037.50

**Regional Flood Control District
Capital Improvement Projects - Cumulative Reporting
Pay-As-You-Go Funding**

<u>PROJECT</u>	<u>NAME</u>	<u>STATUS</u>	<u>TOTAL</u>
NLV08B97	Lower Las Vegas Wash Detention Basin Construction	Closed	\$3,316,222.35
NLV09A94	Range Wash Chnl W Trib/Confl DB-LV Blvd. + Vandenberg DB	Closed	\$2,299,092.06
NLV09C03	Range Wash - Lamb Blvd Storm Drain	Closed	\$337,143.54
NLV09D07	Range Wash - Lamb Blvd Storm Drain	Closed	\$5,733,340.83
NLV09E11	Vandenberg North Detention Basin & Outfall	Open	\$1,534,770.00
NLV09F13	Beltway Detention Basin and Channel	Closed	\$0.00
NLV09G13	Centennial Collector	Closed	\$50,086.74
NLV09I13	Beltway Detention Basin and Channel	Open	\$1,554,000.00
NLV10A97	A - Channel/Lake Mead Blvd. - Alexander Road	Closed	\$1,822,067.69
NLV10B99	Cheyenne Peaking Basin	Closed	\$3,445,309.49
NLV10F02	Las Vegas Wash Main Branch, Cheyenne Avenue to Lake Mead Boulevard	Closed	\$353,900.87
NLV10H07	Las Vegas Wash - Lake Mead Blvd to Las Vegas Blvd	Closed	\$2,069,215.34
NLV10I09	Las Vegas Wash - Las Vegas Blvd to Cheyenne Ave	Closed	\$697,124.80
NLV10K11	LVW - LV Blvd to Cheyenne Avenue	Closed	\$6,382,656.86
NLV10L19	Las Vegas Wash Cartier Channel	Open	\$698,289.00
NLV10M21	Lake Mead SD, LVW to Civic Center	Open	\$1,070,020.00
NLV11A97	W. Trib Las Vegas Wash (Camino Al Norte to Ann Rd)	Closed	\$1,494,634.14
NLV11B97	W. Trib Las Vegas Wash, Ph II (Ann Rd to Centennial PKWY)	Closed	\$2,154,439.86
NLV12A97	Clayton Channel- WTLVW >Centennial PKWY> Allen Ln	Closed	\$40,408.90
NLV13A98	Tributary to the Western Tributary @ Craig Rd	Closed	\$801,419.92
NLV13B02	Tributary to the Western Tributary at Craig Road	Closed	\$5,443,730.21
NLV14A00	Tributary to the Western Tributary @ Alexander Rd	Closed	\$735,930.14
NLV15A00	Las Vegas Wash - Losee Project	Closed	\$87,613.81
NLV16A00	Simmons Street Channel	Closed	\$1,013,785.70
NLV17A00	Centennial Parkway Channel East	Closed	\$2,486,927.42
NLV17B08	Centennial Parkway Channel East	Closed	\$19,334,832.52
NLV17C16	Fifth Street Collector, Centennial Pkwy to Deer Springs Way	Closed	\$419,976.43
NLV17D18	Fifth St Collector, Centennial Pkwy to Deer Spgs Way	Closed	\$4,716,057.46
NLV18A07	Colton Channel	Closed	\$1,175,047.77
NLV18B07	Brooks Channel	Closed	\$594,278.02
NLV18C07	Freeway Channel - Owens Avenue to Miller Avenue	Closed	\$1,528,308.05
NLV18D09	Freeway Channel - Owens Ave to Miller Ave, Phase I	Closed	\$4,389,989.00
NLV18E11	Freeway Channel - Owens Ave to Miller Avenue - Phase II	Closed	\$6,441,348.71
NLV18F13	Central Freeway Channel At Cheyenne	Closed	\$694,097.08
NLV18H14	Brooks Channel	Closed	\$4,689,970.93
NLV18I16	Central Freeway Channel at Cheyenne	Closed	\$9,663,354.07
NLV19A19	Carey-Lake Mead DB Outfall Modification	Open	\$115,000.00

**Regional Flood Control District
Capital Improvement Projects - Cumulative Reporting
Pay-As-You-Go Funding**

	<u>\$184,847,165.17</u>
Grand Total	<u><u>\$1,194,142,549.02</u></u>

**Regional Flood Control District
Capital Improvement Projects - Cumulative Reporting
Bond Funding**

Boulder City

<u>PROJECT</u>	<u>NAME</u>	<u>STATUS</u>	<u>TOTAL</u>
BOU01A87	Hemenway Wash	Closed	\$867,000.00
BOU01E19	Hemenway System, Phase IIB Improvements	Open	\$5,202,802.00
BOU04D02	West Airport Facilities	Closed	\$568,602.56
BOU04E03	Valley View, Red Mountain and DD Facilities	Closed	\$76,468.23
BOU04F05	Valley View and DD Facilities	Closed	\$632,017.12
BOU05D04	Veterans Memorial Detention Basin	Closed	\$3,236,343.92
BOU05E04	Yucca Debris Basin, Collection & Outfall	Closed	\$69,028.25
BOU05F04	Bootleg Canyon Facilities	Closed	\$365,646.88
BOU05I10	Yucca Debris Basin, Collection and Outfall	Closed	\$1,189,960.47
			<u>\$12,207,869.43</u>

Clark County

<u>PROJECT</u>	<u>NAME</u>	<u>STATUS</u>	<u>TOTAL</u>
CLA02F92	Rawhide Channel Improv/McLeod-Mtn Vista	Closed	\$2,678,784.24
CLA03E92	Van Buskirk Channel/ Phase III Construction	Closed	\$884,145.27
CLA03F92	Van Buskirk Channel/Phase V/Harmon-Harrison & Tropicana	Closed	\$1,318,316.18
CLA03G92	Van Buskirk Channel / Phase IV	Closed	\$949,302.79
CLA03H93	Van Buskirk Channel / Phases IIA & VI Construction	Closed	\$7,076,269.80
CLA04J03	Flamingo Wash, Algonquin Dr to Maryland Parkway	Closed	\$3,708,620.21
CLA04K03	Flamingo Wash, I-515 to Boulder Highway	Closed	\$4,358,838.58
CLA04L03	Lower Flamingo Detention Basin	Closed	\$1,078,896.68
CLA04T09	Lower Flamingo Detention Basin	Closed	\$3,387,621.44
CLA04W16	Flamingo Wash, Eastern Avenue	Closed	\$1,462,409.75
CLA06B93	Range Wash Confluence DB ROW & Construction	Closed	\$9,575,705.90
CLA07C03	Sloan Channel, Las Vegas Wash to Charleston	Closed	\$11,371,793.05
CLA08C98	Lower Duck Creek Detention Basin & Outfall Channel	Closed	\$12,823,423.07
CLA08T14	Duck Creek, Las Vegas Boulevard	Closed	\$6,981,477.12
CLA09B99	Durango Collector (Twain to Hacienda)	Closed	\$9,485,138.68
CLA10B99	Tropicana Wash, Paradise Road to Koval Lane	Closed	\$2,087,199.75
CLA10C03	Tropicana North Branch Detention Basin	Closed	\$3,763,800.00
CLA10E09	Tropicana North Branch Detention Basin	Closed	\$950,229.12
CLA12C99	Desert Inn Detention Basin & Collection System	Closed	\$5,327,982.96
CLA13C98	Lakes DB Collection System	Closed	\$17,986,141.42
CLA14B99	Duck Creek Channel (Hollywood Blvd to Stephaine St)--ROWA	Closed	\$1,598,918.50
CLA14M03	Duck Creek, Broadbent Blvd Bridge and Channel	Closed	\$2,176,640.38
CLA14N03	Duck Creek, Broadbent Blvd to Boulder Highway	Closed	\$5,832,117.22
CLA14P03	Duck Creek, Eldorado Lane to Spencer Street	Closed	\$343,994.59
CLA14Q04	Duck Creek, Topaz Street to Eastern Avenue	Closed	\$2,119,552.08
CLA14W11	Duck Creek, Robindale to I-215	Closed	\$650,561.15
CLA15B99	Colorado Avenue Storm Drain System	Closed	\$15,259,421.39
CLA15E13	LVW-Sloan to Stewart-Flam Wash below Nellis	Open	\$84,184,000.00

**Regional Flood Control District
Capital Improvement Projects - Cumulative Reporting
Bond Funding**

<u>PROJECT</u>	<u>NAME</u>	<u>STATUS</u>	<u>TOTAL</u>
CLA15F16	Las Vegas Wash - Water Reclamation Channel	Closed	\$3,400,000.00
CLA16L09	Lower Blue Diamond Detention Basin	Closed	\$2,581,701.25
CLA16M09	Blue Diamond Wash Wigwam, UPRR to Rainbow Blvd	Closed	\$5,067,171.04
CLA16N09	Blue Diamond Wash Wigwam, UPRR to Jones Blvd	Closed	\$0.00
CLA17A98	Blue Diamond Chnl/Durango Dr - Rainbow Blvd (Beltway 7B)	Closed	\$1,021,760.73
CLA17D04	Blue Diamond Channel - Jones Branch	Closed	\$641,602.04
CLA18A98	Red Rock Channel/Russell Rd - Hualapai Way	Closed	\$1,793,162.82
CLA19D03	Red Rock Channel, Naples Branch	Closed	\$9,885,005.24
CLA26D11	Flamingo Diversion-South Buffalo Branch, Flamingo Wash to Sunset Rd	Closed	\$7,030,263.37
CLA27D13	Flamingo Diversion - Rainbow Branch	Closed	\$9,654,169.07
CLA38B20	Silverado Ranch DB, Collection & Outfall	Open	\$26,000,000.00
			<u>\$286,496,136.88</u>

Clark County Outlying

<u>PROJECT</u>	<u>NAME</u>	<u>STATUS</u>	<u>TOTAL</u>
IND01B04	Indian Springs Detention Basin	Closed	\$2,650,794.34
LAU01B92	Unnamed Wash, Laughlin	Closed	\$2,577,722.08
LAU02C94	Hiko Springs, Laughlin	Closed	\$1,200,000.00
LAU04B17	SR 163 at Casino Drive	Open	\$2,250,000.00
MOA03B21	Fairgrounds DB and Outfall	Open	\$13,796,500.00
			<u>\$22,475,016.42</u>

**Regional Flood Control District
Capital Improvement Projects - Cumulative Reporting
Bond Funding**

Henderson

<u>PROJECT</u>	<u>NAME</u>	<u>STATUS</u>	<u>TOTAL</u>
HEN01D91	Pittman Wash Channel - Phase II Construction	Closed	\$2,071,148.80
HEN01E93	Pittman Wash Channel Phase IIIA Construction	Closed	\$776,682.83
HEN03B92	UPRR Channel Construction	Closed	\$2,149,477.47
HEN04C93	Mission Hills System Construction	Closed	\$5,503,671.37
HEN04D94	C-1 Channel / Lake Mead Dr. - Burkholder	Closed	\$3,398,432.50
HEN04E96	Mission Hills Western Interceptor Diversion	Closed	\$2,100,000.00
HEN04J99	Black Mountain Detention Basin & Outfall	Closed	\$5,233,184.00
HEN04L01	C-1 Chnl, Mdl & Upr Reaches-PhI: Burkholder - Boulder HWY	Closed	\$4,784,787.10
HEN04M03	C-1 Channel, Upper & Middle Reaches - Vermillion Dr - Boulder HWY	Closed	\$3,689,653.67
HEN05B98	Pioneer DB Outfall	Closed	\$2,952,988.96
HEN05F12	Pioneer Detention Basin Expansion and Inflow	Closed	\$1,330,852.11
HEN05G16	Horizon Ridge Detention Basin	Closed	\$6,784,863.71
HEN06J13	Equestrian Detention Basin Expansion	Closed	\$1,025,764.52
HEN06K13	Equestrian Tributary, Phase II	Closed	\$2,147,066.76
HEN07C11	Pittman Park Peaking Basin Modification	Closed	\$0.00
HEN07G20	Whitney Ranch Channel Replacement	Open	\$15,462,864.00
HEN12D03	Pittman Wash - Burns	Closed	\$257,326.75
HEN12E05	Gibson Conveyance System	Closed	\$2,164,571.54
HEN12J16	Palm Hills Channel	Closed	\$1,880,256.03
HEN13B03	Boulder Highway Channel	Closed	\$6,534,523.99
HEN15B02	Pittman Wash Railroad Channel, Phase I (Resol. No. 02-6)	Closed	\$1,989,679.32
HEN15C04	Pittman Wash Railroad Channel, US-95 to Major Avenue	Closed	\$5,537,919.81
HEN18A03	Drake Channel	Closed	\$75,265.32
HEN19A03	Northeast Detention Basin and Levee	Closed	\$1,134,804.61
HEN20B04	C-1 Channel, US-95 Tributary 1	Closed	\$1,522,849.50
HEN23B16	Center Street Storm Drain	Closed	\$8,266,384.95
HLD06A15	Appaloosa Storm Drain, Local Drainage Project	Closed	\$925,332.15
			\$89,700,351.77

Las Vegas

<u>PROJECT</u>	<u>NAME</u>	<u>STATUS</u>	<u>TOTAL</u>
LAS01E13	Angel Park Detention Basin Expansion	Closed	\$4,085,640.34
LAS02E92	Buffalo Channel/Summerlin Pkwy-Vegas Dr.	Closed	\$1,911,377.65
LAS03C91	Gowan Detention Basin	Closed	\$7,184,517.75
LAS04D92	Oakey Detention Basin & Conveyance	Closed	\$6,887,121.59
LAS05E03	Oakey - Meadows Storm Drain	Closed	\$5,221,885.40
LAS05F03	Alta Parallel System	Closed	\$2,093,934.39
LAS05K15	Oakey-Meadows Storm Drain, Phase III	Closed	\$24,265,142.63
LAS09C91	Washington Ave./Sandhill Outlet	Closed	\$1,496,312.93
LAS09E93	Washington Ave. / Virgil-Lena	Closed	\$2,862,675.33
LAS09N99	Upr Wash Ave Conv Sys, Ph II: Veterans Memorial Dr - UPRR	Closed	\$6,279,449.66

**Regional Flood Control District
Capital Improvement Projects - Cumulative Reporting
Bond Funding**

<u>PROJECT</u>	<u>NAME</u>	<u>STATUS</u>	<u>TOTAL</u>
LAS09O99	Freeway Channel - Alta Dr to Sahara Ave & Bypass Facility	Closed	\$36,285,968.75
LAS09T04	Freeway Channel, Charleston Lateral	Closed	\$4,336,897.56
LAS10C94	Lone Mtn. Detention Basin	Closed	\$315,482.25
LAS10I98	Gowan North Channel, Ph II/Durango Dr	Closed	\$5,455,374.03
LAS10T02	Gowan North System - Ph III: Alexander Rd to Lone Mtn Rd	Closed	\$7,539,040.96
LAS10V03	GNC - Lone Mountain Road (El Capitan Way to the Western Beltway)	Closed	\$634,984.37
LAS10W04	Lone Mountain System, Lone Mtn DB Outfall to Durango	Closed	\$2,734,160.02
LAS10X05	Ann Road Detention Basin Facilities (CAM 10 DB)	Closed	\$9,317,720.04
LAS14D14	Freeway Channel-Washington, MLK to Rancho Drive	Closed	\$10,663,228.56
LAS16D01	Ann Road, Allen Lane to Rancho Drive	Closed	\$7,069,867.82
LAS16E04	Rancho Detention Basin, Phase II	Closed	\$464,510.86
LAS16F04	Rancho Road System (El Campo Grande Storm Drain)	Closed	\$573,652.99
LAS17E03	Peak Drive System (Jones Blvd to Michael Way)	Closed	\$456,338.90
LAS19C05	Owens Avenue System (Vegas Dr Storm Drain) - Michael Way to Rancho Drive	Closed	\$1,596,671.67
LAS21A03	Upper Las Vegas Wash Facility Study	Closed	\$243,392.60
LAS22A03	Decatur/Elkhorn/Rainbow System Predesign	Closed	\$368,594.70
LAS22M09	Las Vegas Wash - Rainbow (Elkhorn Rd to Grand Teton Dr)	Closed	\$7,696,565.04
LAS22N09	Las Vegas Wash - Decatur & Elkhorn, CC 215	Closed	\$25,788,320.03
LAS22O09	N & S Environ Enhancement Areas - Floyd Lamb Park	Closed	\$25,314,907.94
LAS22P09	Elkhorn Springs & Buffalo Storm Drain	Closed	\$1,567,520.54
LAS24F10	Gowan Outfall - Lone Mountain Branch (Rancho to Decatur)	Closed	\$10,109,824.95
LAS26D14	Grand Teton - Hualapai to Tee Pee	Closed	\$6,245,247.37
LAS28A10	Langtry Channel Bonanza to Washington Avenue	Closed	\$1,002,676.43
			\$228,069,006.05

Mesquite

<u>PROJECT</u>	<u>NAME</u>	<u>STATUS</u>	<u>TOTAL</u>
MES01B89	Town Wash Detention Basin (Design & Construction)	Closed	\$3,692,545.65
MES01D10	Town Wash Conveyance, I-15 to the Virgin River	Closed	\$7,366,966.99
MES02B03	Abbott Wash Conveyance System, Pioneer Blvd to the Virgin River	Closed	\$10,625,472.16
			\$21,684,984.80

North Las Vegas

<u>PROJECT</u>	<u>NAME</u>	<u>STATUS</u>	<u>TOTAL</u>
NLV01D03	Upper Las Vegas Wash	Closed	\$31,132,709.75
NLV01F09	Tropical Parkway Channel East	Closed	\$5,900,026.83
NLV01I14	Ann Road Channel East, ULVW to Fifth Street	Closed	\$5,580,349.42

**Regional Flood Control District
Capital Improvement Projects - Cumulative Reporting
Bond Funding**

<u>PROJECT</u>	<u>NAME</u>	<u>STATUS</u>	<u>TOTAL</u>
NLV03D93	West Range Wash Diversion Dike	Closed	\$2,251,608.79
NLV03J19	Hollywood System, Phase II, NAFB Reach	Open	\$19,921,851.00
NLV03K19	Range Wash - Ann Branch, Phase II	Open	\$7,697,245.00
NLV03L20	Hollywood System, Centennial Pkwy to Speedway #2 DB	Open	\$10,355,000.00
NLV04D04	Gowan Outfall - Lone Mountain Branch, Decatur Blvd to Channel	Closed	\$1,179,589.48
NLV04H09	Simmons Street Drainage Improvements - Gowan Outfall	Closed	\$2,280,988.68
NLV04J14	Simmons Street Drainage Impvments-Alexander to Gowan Outfall	Closed	\$14,878,224.09
NLV04L21	Gowan Outfall-Alexander-Decatur- Simmons,Simmons-Clayton	Open	\$33,988,550.00
NLV05B92	Upper Las Vegas Wash Detention Basin Construction	Closed	\$8,010,318.87
NLV06B93	Kyle Detention Basin	Closed	\$5,037,000.00
NLV08B97	Lower Las Vegas Wash Detention Basin Construction	Closed	\$4,433,240.98
NLV09B99	Vandenberg Detention Basin	Closed	\$5,347,006.76
NLV09H14	Centennial Collector	Closed	\$2,256,922.92
NLV09J19	Beltway Detention Basin, Collection and Outfall	Open	\$16,778,289.00
NLV09K19	Vandenberg North DB, Collection & Outfall, Phase II	Open	\$25,999,000.00
NLV10E03	"A" Channel Three Bridges Project (Cheyenne Ave, Las Vegas Blvd, and Carey Ave)	Closed	\$9,966,315.63
NLV10G03	Cheyenne Peaking Basin, Collection & Outfall - Alexander Rd to Cheyenne Ave	Closed	\$15,482,525.64
NLV10J10	LV Wash Main Branch-LV Blvd. to Lake Mead Blvd.	Closed	\$21,161,048.84
NLV11C98	W. Trib Las Vegas Wash Chnl, Ph I (Ann Rd - Clayton St)	Closed	\$7,898,144.87
NLV11D99	W. Trib Las Vegas Wash, Ph III (LLVWDB to Camino Al Norte)	Closed	\$2,499,963.56
NLV11E99	W. Trib of the Las Vegas Wash, Ph II (Ann to Centennial)	Closed	\$7,772,320.98
NLV14B03	Tributary to the Western Tributary @ Alexander Rd	Closed	\$7,636,332.88
NLV15B03	Las Vegas Wash - Losee Road	Closed	\$1,142,595.43
NLV16B03	Simmons Street Channel	Closed	\$4,885,102.93
NLV18G14	Colton Avenue Flood Control Improvements	Closed	\$6,811,918.64
			<u>\$288,284,190.97</u>
		Grand Total	<u><u>\$948,917,556.32</u></u>

2020-2021 PROJECTS FUNDED SUMMARY

Facility Description	Project Number	Project Scope (1)	Year-1 Programmed (2)	Year-2/Year-3 Programmed (2)/(3)	Funding Amount (4)	Approval Date	Item #
HENDERSON (Southeast Las Vegas Valley)							
Galleria to Sunset		Construction	1,463,860.00	0.00	0.00		
Anthem Parkway Channel - Honzon Ridge to Siena Heights	HEN22B21	Design	124,303.00	0.00	124,303.00	6/10/2021	21
Whitney Ranch Channel Replacement	HEN07G20	Construction	0.00	15,462,864.00	15,462,864.00	11/12/2020	15b
		Henderson Total	\$1,588,163.00	\$15,462,864.00	\$15,587,167.00		
HENDERSON 3-YEAR TOTALS:		PROJECTS PROGRAMMED	\$17,051,027.00				
		ESTIMATED RESOURCES	\$14,287,300.00				
		REMAINING RESOURCES	(\$1,299,867.00)				

LAS VEGAS (Central Las Vegas Valley)							
Lake Mead - Carey - Lake Mead Detention Basin Outfall		Construction	555,000.00	0.00	0.00		
Carey-Lake Mead Detention Basin Outfall Modification - 2nd Supplemental	NLV19A19	Pre-Design	15,000.00	0.00	15,000.00	2/11/2021	13
LVW - Moccasin, Skye Canyon Park to Upper LVW - 1st Supplemental	LAS31B18	Construction	2,602,475.00	0.00	2,602,475.00	7/9/2020	12a
Owens Avenue System - Vegas Storm Drain, Shadow Mountain to Jones	LAS19E20	Design	347,952.00	0.00	347,952.00	7/9/2020	11c
Owens Avenue System - Vegas Storm Drain, Shadow Mountain to Jones - 1st Supplemental	LAS19E20	Design	506,048.00	0.00	506,048.00	12/10/2020	12
Flamingo - Boulder Highway North, Charleston - Boulder Hwy to Maryland Pkwy and Maryland Pkwy System - 1st Supplemental	LAS29F20	Construction	8,360,160.00	0.00	8,360,160.00	1/14/2021	11
Flamingo - Boulder Highway North, Charleston - Boulder Hwy to Maryland Pkwy and Maryland Pkwy System - 2nd Supplemental	LAS29F20	Construction	(5,349,816.00)	0.00	(5,349,816.00)	5/20/2021	11a
Meadows - Charleston Storm Drain, Essex to Lindell - Original	LAS05L20	Design	817,308.00	0.00	817,308.00	7/9/2020	11a
Las Vegas Wash - Stewart, Las Vegas Wash to Lamb Blvd	LAS25C20	Design	1,018,866.00	0.00	1,018,866.00	9/10/2020	16
Las Vegas Wash - Stewart, Las Vegas Wash to Lamb Blvd. - 1st Supplemental	LAS25C20	Design	656,324.00	0.00	656,324.00	10/8/2020	13
Meadows Detention Basin Upgrade - Original	LAS05M20	Design	154,000.00	0.00	154,000.00	7/9/2020	11b
Brent Drainage System - Floyd Lamb Park to Durango Drive - Closeout	LAS22T15	Construction	(87,850.81)	0.00	(87,850.81)	9/10/2020	7
Rancho Road System-Elkhorn, Grand Canyon to Hualapai - Closeout	LAS16Q18	Construction	(413,389.41)	0.00	(413,389.41)	11/12/2020	7
Cedar Avenue Channel Improvements - Closeout	LAS25B13	Design	(129,702.93)	0.00	(129,702.93)	9/10/2020	7
Freeway Channel-Washington, MLK to Rancho Drive - Closeout	LAS14D14	Construction	(795,213.15)	0.00	(795,213.15)	7/9/2020	8
Freeway Channel-Washington, MLK to Rancho Drive - Amended Closeout	LAS14D14	Construction	(96,901.29)	0.00	(96,901.29)	4/8/2021	8
Freeway Channel-Washington, MLK to Rancho Drive - Closeout	LAS14C11	Design	(47,964.71)	0.00	(47,964.71)	7/9/2020	8
Gowan North-El Capitan Branch, Lone Mtn to Ann Rd. - Closeout	LAS24M17	Construction	(791,279.35)	0.00	(791,279.35)	7/9/2020	8
Gowan North - El Capitan Branch, Lone Mountain to Ann Road - Closeout	LAS24J15	Design	(18,202.57)	0.00	(18,202.57)	7/9/2020	8
Brent Drainage System-Floyd Lamb Park to Durango Drive - Closeout	LAS22S13	Design	(83,065.41)	0.00	(83,065.41)	7/9/2020	8
Rancho Road System-Elkhorn, Grand Canyon to Hualapai - Closeout	LAS16P15	Design	(27,548.31)	0.00	(27,548.31)	4/8/2021	9
Gowan Box Canyon - Lone Mountain Road - Closeout	LAS24I15	Design	(280,257.27)	0.00	(280,257.27)	4/8/2021	9
Centennial Pkwy Channel West-CC 215, Pioneer Way to US95 - Closeout	LAS23E13	Design	(57,037.41)	0.00	(57,037.41)	4/8/2021	9
Centennial Parkway Channel West, CC215 to Durango Closeout	LAS23G15	Design	(212,684.98)	0.00	(212,684.98)	5/20/2021	7
Gowan Outfall - Alexander Rd., Decatur Boulevard to Simmons Street and Simmons Street to Clayton	NLV04L21	Construction	0.00	33,988,550.00	33,988,550.00	5/20/2021	14b
Gowan Outfall - El Capitan Branch, Ann Road to Centennial		Construction	0.00	7,219,112.00	0.00		
Gowan - Alexander Rd., Rancho to Decatur		Construction	0.00	5,367,968.00	0.00		
Brent Drainage System - Durango to Ohare		Construction	0.00	8,321,791.00	0.00		
Centennial Parkway Channel West - US95, CC215 to Grand Teton and US95 Crossing at Kyle Canyon Road - 4th Supplemental	LAS23I17	Construction	(2,340,014.30)	0.00	(2,340,014.30)	2/11/2021	15
Centennial Pkwy Channel West - Farm Road - Oso Blanca to Tee Pee	LAS23J21	Design	953,903.00	0.00	953,903.00	5/20/2021	12b
		Las Vegas Total	\$5,256,108.10	\$54,897,421.00	\$38,689,658.10		
LAS VEGAS 3-YEAR TOTALS:		PROJECTS PROGRAMMED	\$60,153,529.10				
		ESTIMATED RESOURCES	\$65,349,653.00				
		REMAINING RESOURCES	\$26,659,994.90				

2020-2021 PROJECTS FUNDED SUMMARY

Facility Description	Project Number	Project Scope (1)	Year-1 Programmed (2)	Year-2/Year-3 Programmed (2)/(3)	Funding Amount (4)	Approval Date	Item #
NORTH LAS VEGAS (Northern Las Vegas Valley)							
North Las Vegas Detention Basin Upgrade		Design	646,002.00	0.00	0.00		
Lake Mead Storm Drain, Las Vegas Wash to Civic Center	NLV10M21	Design	1,070,020.00	0.00	1,070,020.00	3/11/2021	12
Lake Mead Drain to Las Vegas Wash		Construction	0.00	7,819,743.00	0.00		
Las Vegas Wash Cartier Street		Construction	0.00	6,347,428.00	0.00		
Las Vegas Wash - Iron Mountain, Bradley to Decatur	LAS32A21	Design	302,000.00	0.00	302,000.00	5/20/2021	12a
Fifth St. Collector, Centennial Pkwy to Deer Spgs Way - Closeout	NLV17C16	Design	(306,102.57)	0.00	(306,102.57)	6/10/2021	8
Fifth St Collector, Centennial Pkwy to Deer Spgs Way - Closeout	NLV17D18	Construction	(699,942.54)	0.00	(699,942.54)	8/13/2020	7
Vandenberg North Detention Basin, Collection & Outfall - Phase II - 1st Supplemental	NLV09K19	Construction	(4,500,000.00)	0.00	(4,500,000.00)	8/13/2020	15a
Orchard Collector - Charleston to Linden		Construction	0.00	6,939,465.00	0.00		
Jim McGaughey (Formerly Owens) Detention Basin & Outfall		Right-of-Way	800,000.00	0.00	0.00		
Jim McGaughey (Formerly Owens) Detention Basin & Outfall - 3rd Supplemental	CLA36A18	Design	1,050,000.00	0.00	1,050,000.00	10/8/2020	12
Hollywood System, Centennial Parkway to Speedway #2 DB	NLV03L20	Construction	10,355,000.00	0.00	10,355,000.00	9/10/2020	17b
Beltway Detention Basin, Collection and Outfall - 1st Supplemental	NLV09J19	Construction	585,363.00	0.00	585,363.00	7/9/2020	10c
Beltway Detention Basin and Channel - 4th Supplemental	NLV09I13	Construction	90,000.00	0.00	90,000.00	7/9/2020	12b
Orchard Detention Basin - 14th Supplemental	CLA21A00	Design	150,000.00	0.00	150,000.00	7/9/2020	10a
	North Las Vegas Total		\$9,542,339.89	\$21,106,636.00	\$8,096,337.89		
NORTH LAS VEGAS 3-YEAR TOTALS:			PROJECTS PROGRAMMED	\$30,648,975.89			
			ESTIMATED RESOURCES	\$36,113,944.00			
			REMAINING RESOURCES	\$28,017,606.11			

CLARK COUNTY (Southwest Las Vegas Valley and Outlying Areas)							
Wagon Trail Channel - Sunset Road to Teco Avenue	CLA10J21	Construction	0.00	2,800,008.00	2,800,008.00	6/10/2021	27a
Flamingo Wash, Maryland to Palos Verde		Construction	7,433,424.00	0.00	0.00		
Flamingo Wash, McLeod Dr to Maryland PKWY - Closeout	CLA04E99	Design	(404,297.41)	0.00	(404,297.41)	4/8/2021	9
Airport Channel - Naples Channel and Peaking Basin		Construction	26,750,000.00	0.00	0.00		
Las Vegas Wash - Branch 02 - Monson Channel - Jimmy Durante to Boulder Highway	CLA40A21	Design	650,000.00	0.00	650,000.00	4/8/2021	13b
Las Vegas Wash - Branch 02 - Jimmy Durante to Nellis		Construction	0.00	6,733,463.00	0.00		
Tropicana Wash at Swenson Street - 6th Amended Closeout	CLA10G12	Construction	(328.97)	0.00	(328.97)	8/13/2020	8
Tropicana Wash at Swenson Street - 7th Amended Closeout	CLA10G12	Construction	(657.94)	0.00	(657.94)	12/10/2020	7
Tropicana Wash at Swenson Street - 8th Amended Closeout	CLA10G12	Construction	(1,198.79)	0.00	(1,198.79)	3/11/2021	7
Tropicana Wash at Swenson Street - 9th Amended Closeout	CLA10G12	Construction	(1,198.79)	0.00	(1,198.79)	6/10/2021	7
Blue Diamond Wash - Arville Street to I-15 - 2nd Supplemental	CLA16O19	Design	15,000.00	0.00	15,000.00	8/13/2020	10
Blue Diamond Wash - Arville to I-15		Construction	5,670,638.00	0.00	0.00		
Duck Creek Haven Street Storm Drain - 1st Supplemental	CLA38D20	Construction	(1,368,417.00)	0.00	(1,368,417.00)	10/8/2020	11a
Duck Creek, Las Vegas Boulevard - Closeout	CLA08R13	Design	(70,067.66)	0.00	(70,067.66)	8/13/2020	7
Duck Cr./Blue Diamond, Bermuda to Las Vegas Blvd - 1st Supplemental	CLA39A19	Design	1,300,000.00	0.00	1,300,000.00	6/10/2021	25
Duck Cr./Blue Diamond, Bermuda to Las Vegas Blvd		Construction	0.00	10,406,976.00	0.00		
Blue Diamond Channel, Amigo to Haven	CLA16P21	Design	806,244.00	0.00	806,244.00	4/8/2021	13a
Blue Diamond Channel, Amigo to Haven	CLA16P21	Right-of-Way	1,075,010.00	0.00	1,075,010.00	4/8/2021	13a
Blue Diamond Channel 02, Decatur - Le Baron Channel to Richmar - Phase 1 - Original	CLA38F20	Construction	1,918,488.00	0.00	1,918,488.00	8/13/2020	17b
Blue Diamond Channel 02, Decatur - Le Baron Channel to Richmar - Phase 2		Construction	1,581,512.00	0.00	0.00		
Blue Diamond Railroad Channel	CLA38G20	Design	936,400.00	0.00	936,400.00	10/8/2020	10
Blue Diamond Railroad Channel	CLA38G20	Right-of-Way	701,120.00	0.00	701,120.00	10/8/2020	10
Goodsprings - Phase I		Right-of-Way	370,002.00	0.00	0.00		
Goodsprings - Phase I		Construction	2,497,498.00	0.00	0.00		
Fairgrounds Detention Basin and Outfall - 6th Supplemental	MOA03A11	Design	60,000.00	0.00	60,000.00	7/9/2020	10b
Fairgrounds Detention Basin and Outfall	MOA03B21	Construction	13,796,500.00	0.00	13,796,500.00	6/10/2021	28b
Hiko Detention Basin Expansion		Design	206,614.00	0.00	0.00		
Searchlight-South, Encinitas St Storm Drain - Closeout	SEA03B17	Construction	(477,791.79)	0.00	(477,791.79)	7/9/2020	8
Searchlight - West - State Hwy 164 - 1st Supplemental	SEA02B19	Design	240,500.00	0.00	240,500.00	1/14/2021	10
Searchlight - West - State Hwy 164		Construction	5,781,411.00	0.00	0.00		
Muddy River Logandale Levee - Closeout	MOA01F10	Design	(3,504.66)	0.00	(3,504.66)	9/10/2020	7
Windmill Wash Detention Basin Expansion and Jess Waite Levee Facilities (aka Windmill Wash Detention Basin Expansion) - 4th Supplemental	BUN01D11	Design	300,000.00	0.00	300,000.00	6/10/2021	22
Jess Waite Wash Diversion Dike		Construction	0.00	1,597,382.00	0.00		
SR 163 at Casino Drive - 6th Supplemental	LAU04A08	Design	300,000.00	0.00	300,000.00	3/11/2021	13
	Clark County Total		\$70,062,897.99	\$21,537,829.00	\$22,571,806.99		
CLARK COUNTY 3-YEAR TOTALS:			PROJECTS PROGRAMMED	\$91,600,726.99			
			ESTIMATED RESOURCES	\$100,289,644.00			
			REMAINING RESOURCES	\$77,717,837.01			

2020-2021 PROJECTS FUNDED SUMMARY

Facility Description	Project Number	Project Scope (1)	Year-1 Programmed (2)	Year-2/Year-3 Programmed (2)/(3)	Funding Amount (4)	Approval Date	Item #
CITY OF MESQUITE							
Town Wash - Mesa Boulevard, El Dorado to Town Wash		Construction	8,166,251.00	0.00	0.00		
Town Wash - Mesa Boulevard, El Dorado to Town Wash - 5th Supplemental	MES01E17	Right-of-Way	32,600.00	0.00	32,600.00	2/11/2021	14
Town Wash - Mesa Boulevard, El Dorado to Town Wash - 6th Supplemental	MES01E17	Design	40,159.00	0.00	40,159.00	6/10/2021	24
City of Mesquite Total			\$8,239,010.00	\$0.00	\$72,759.00		
MESQUITE 3-YEAR TOTALS:		PROJECTS PROGRAMMED	\$8,239,010.00				
		ESTIMATED RESOURCES	\$14,272,313.00				
		REMAINING RESOURCES	\$14,199,554.00				

BOULDER CITY							
Hemenway System, Phase IIB Improvements - 2nd Supplemental	BOU01E19	Construction	533,766.00	0.00	533,766.00	2/11/2021	16
Hemenway System, Phase II Improvements - 9th Supplemental	BOU01C10	Design	190,500.00	0.00	190,500.00	3/11/2021	14
Boulder City Total			\$724,266.00	\$0.00	\$724,266.00		
BOULDER CITY 3-YEAR TOTALS:		PROJECTS PROGRAMMED	\$724,266.00				
		ESTIMATED RESOURCES	\$1,114,969.00				
		REMAINING RESOURCES	\$390,703.00				

SUMMARY	
TOTAL 3-YEAR PROJECTS PROGRAMMED⁽²⁾	\$208,417,534.98
TOTAL ESTIMATED RESOURCES (Year-1)	\$161,335,939.00
TOTAL REMAINING DESIGN PROJECTS (Year-1)	\$852,616.00
TOTAL PROJECTS FUNDED (Year-1)	\$85,741,994.98
CURRENT AVAILABLE CONSTRUCTION RESOURCES (Year-1)	\$74,741,328.02

LOCAL DRAINAGE (5)							
Craig Road Storm Drain - El Capitan to Fort Apache - Original	CLD97A20	Construction	1,200,000.00	0.00	1,200,000.00	7/9/2020	16
Buckskin Avenue Storm Drain - Closeout	LLD10B13	Construction	(189,484.92)	0.00	(189,484.92)	7/9/2020	8
Local Drainage Total			\$1,010,515.08	\$0.00	\$1,010,515.08		

- Notes:
- (1) Construction typically includes Construction and/or Construction Administration. Design typically includes Predesign, Design, Right-of-way, Environmental, and/or Other.
 - (2) Includes amendments to the Ten-Year Construction Program.
 - (3) Year-2/Year-3 do not include design projects. Design projects are not eligible for acceleration.
 - (4) Action is being taken in current month on projects in bold/italics.
 - (5) Local Drainage projects are not part of the Ten-Year Construction Program.

2021-2022 PROJECTS FUNDED SUMMARY

Facility Description	Project Number	Project Scope (1)	Year-1 Programmed (2)	Year-2/Year-3 Programmed (2)/(3)	Funding Amount (4)	Approval Date	Item #
HENDERSON (Southeast Las Vegas Valley)							
Pittman Sunset, Burns to Foster		Construction	0 00	5,617,288 00	0 00		
Galleria to Sunset		Construction	0 00	1,463,860 00	0 00		
Pittman Anthem Parkway Channel - Siena Heights to Horizon Ridge		Construction	0 00	3,364,422 00	0 00		
Whitney Ranch Channel Replacement - 1st Supplemental	HEN07G20	Construction	3,810,363.00		3,810,363.00	9/9/2021	
Henderson Total			\$3,810,363.00	\$10,445,570.00	\$3,810,363.00		
HENDERSON 3-YEAR TOTALS:			PROJECTS PROGRAMMED	\$14,255,933.00			
			ESTIMATED RESOURCES	\$11,134,631.00			
			REMAINING RESOURCES	\$7,324,268.00			

LAS VEGAS (Central Las Vegas Valley)							
Lake Mead - Carey - Lake Mead Detention Basin Outfall		Construction	555,166 00	0 00	0 00		
Owens Avenue System - Vegas Storm Drain, Shadow Mountain to Jones		Construction	0 00	3,323,245 00	0 00		
Meadows - Charleston Storm Drain, Essex to Lindell		Construction	0 00	15,978,223 00	0 00		
Las Vegas Wash - Stewart, Las Vegas Wash to Lamb		Construction	0 00	9,731,080 00	0 00		
Meadows Detention Basin Upgrade		Construction	0 00	2,285,000 00	0 00		
Owens Avenue East - LV to Eastern		Design	2,332,191.00	0 00	0 00		
Meadows/Charleston-VIA Olivero, Montessori to Buffalo		Design	546,693 00	0 00	0 00		
Flamingo - Boulder Hwy North, Charleston - Main to Maryland		Construction	0 00	7,384,660 00	0 00		
Gowan Outfall - El Capitan Branch, Ann Road to Centennial		Construction	9,803,758 00	0 00	0 00		
Gowan - Alexander Rd, Rancho to Decatur		Construction	0 00	10,296,381 00	0 00		
Brent Drainage System - Durango to OHare		Construction	0 00	8,404,185 00	0 00		
Centennial Pkwy Channel West - Farm Rd - Oso Blanca to Tee Pee		Construction	0 00	6,057,110 00	0 00		
Las Vegas Total			\$13,237,808.00	\$63,459,884.00	\$0.00		
LAS VEGAS 3-YEAR TOTALS:			PROJECTS PROGRAMMED	\$76,697,692.00			
			ESTIMATED RESOURCES	\$90,739,352.00			
			REMAINING RESOURCES	\$90,739,352.00			

NORTH LAS VEGAS (Northern Las Vegas Valley)							
North Las Vegas Detention Basin Upgrade		Design	658,922 00	0 00	0 00		
Las Vegas Wash - Iron Mountain, Bradley to Decatur		Construction	0 00	5,000,000 00	0 00		
Lake Mead Storm Drain, Las Vegas Wash to Civic Center		Construction	0 00	7,897,167 00	0 00		
Las Vegas Wash Cartier Channel		Construction	6,410,274 00	0 00	0 00		
Orchard Collector - Charleston to Linden		Construction	0 00	6,939,465 00	0 00		
Jim McGaughey Detention Basin & Outfall		Right-of-Way	800,000 00	0 00	0 00		
Jim McGaughey Detention Basin & Outfall		Construction	0 00	18,463,354 00	0 00		
Range Wash - Ann Branch - Closeout	NLV03F17	Design	(455,850.43)	0 00	(455,850.43)	7/8/2021	8
North Las Vegas Total			\$7,413,345.57	\$38,299,986.00	(\$455,850.43)		
NORTH LAS VEGAS 3-YEAR TOTALS:			PROJECTS PROGRAMMED	\$45,713,331.57			
			ESTIMATED RESOURCES	\$70,311,654.00			
			REMAINING RESOURCES	\$70,767,604.43			

CLARK COUNTY (Southwest Las Vegas Valley and Outlying Areas)							
Flamingo, Cimarron Branch - Russell Road to Patnck Lane	CLA01F21	Design	520,000 00	0 00	520,000 00	8/12/2021	12b
Flamingo - Cimarron Branch		Construction	0 00	3,039,194 00	0 00		
Flamingo Wash, Maryland to Palos Verde		Construction	5,423,616 00	0 00	0 00		
Airport Channel - Naples Channel and Peaking Basin		Construction	29,960,000 00	0 00	0 00		
Flamingo Wash, UPRR to Hotel Rio Drive - 3rd Supplemental	CLA10F10	Design	460,000 00	0 00	460,000 00	7/8/2021	12
Flamingo Wash - Industrial Road To Hotel Rio Dr.		Construction	1,400,000 00	0 00	0 00		
Vanbuskirk - Tropicana, Maryland Pkwy to University Center		Design	412,843.00	0 00	0 00		
Vanbuskirk - Tropicana, Maryland Pkwy to University Center		Construction	0 00	3,789,898 00	0 00		
Las Vegas Wash - Branch 02 - Jimmy Durante to Boulder Hwy		Construction	0 00	6,770,428 00	0 00		
Blue Diamond Wash - Arville to I-15		Construction	7,810,263 00	0 00	0 00		
Duck/Cr./Blue Diamond, Bermuda Road to Las Vegas Blvd		Construction	10,460,511.00	0 00	0 00		
Blue Diamond Channel, Amigo to Haven		Construction	0 00	7,700,333 00	0 00		
Blue Diamond Channel 02, Decatur - LeBaron to Richmar - Phase 2		Construction	3,500,000 00	0 00	0 00		
Blue Diamond Railroad Channel		Construction	0 00	6,370,831 00	0 00		
Sunset Park - Duck Creek Wash to Eastern Avenue	CLA14X21	Design	1,630,000 00	0 00	1,630,000 00	8/12/2021	12a
Duck Creek, Sunset Park		Construction	0 00	20,969,328 00	0 00		
Goodsprings - Phase I		Right-of-Way	377,402 00	0 00	0 00		
Goodsprings - Phase I		Construction	2,547,448 00	0 00	0 00		
Muddy River West Levee, Moapa Valley - Closeout	MOA01B89	Design	(594,567.18)	0 00	(594,567.18)	7/8/2021	8
Muddy River - Cooper to Yamashita		Right-of-Way	1,557,142 00	0 00	0 00		
Muddy River - Cooper to Yamashita		Design	1,275,096 00	0 00	0 00		
Hiko Detention Basin Expansion		Design	210,746 00	0 00	0 00		
Searchlight - West - State Hwy 164		Construction	5,857,039 00	0 00	0 00		
Windmill Wash Detention Basin Expansion and Jess Waite Levee Facilities (aka Windmill Wash Detention Basin Expansion)		Construction	0 00	2,278,462 00	0 00		
Clark County Total			\$72,807,538.82	\$50,918,474.00	\$2,015,432.82		
CLARK COUNTY 3-YEAR TOTALS:			PROJECTS PROGRAMMED	\$123,726,012.82			
			ESTIMATED RESOURCES	\$131,676,428.00			
			REMAINING RESOURCES	\$129,660,995.18			

2021-2022 PROJECTS FUNDED SUMMARY

Facility Description	Project Number	Project Scope (1)	Year-1 Programmed (2)	Year-2/Year-3 Programmed (2)/(3)	Funding Amount (4)	Approval Date	Item #
CITY OF MESQUITE							
Town Wash - Mesa Boulevard, El Dorado to Town Wash		Construction	8,166,251.00	0.00	0.00		
Virgin River Flood Wall		Construction	0.00	8,560,000.00	0.00		
		City of Mesquite Total	\$8,166,251.00	\$8,560,000.00	\$0.00		
MESQUITE 3-YEAR TOTALS:		PROJECTS PROGRAMMED	\$16,726,251.00				
		ESTIMATED RESOURCES	\$19,077,507.00				
		REMAINING RESOURCES	\$19,077,507.00				

BOULDER CITY							
		Boulder City Total	\$0.00	\$0.00	0.00		
BOULDER CITY 3-YEAR TOTALS:		PROJECTS PROGRAMMED	\$0.00				
		ESTIMATED RESOURCES	\$3,196,095.00				
		REMAINING RESOURCES	\$3,196,095.00				

SUMMARY		TOTAL 3-YEAR PROJECTS PROGRAMMED⁽²⁾	\$277,119,220.39				
		TOTAL ESTIMATED RESOURCES (Year-1)	\$136,155,084.00				
		TOTAL REMAINING DESIGN PROJECTS (Year-1)	\$5,436,491.00				
		TOTAL PROJECTS FUNDED (Year-1)	\$5,369,945.39				
		CURRENT AVAILABLE CONSTRUCTION RESOURCES (Year-1)	\$125,348,647.61				

LOCAL DRAINAGE (5)							
			0.00	0.00	0.00		
			0.00	0.00	0.00		
		Local Drainage Total	\$0.00	\$0.00	\$0.00		

Notes:

- (1) Construction typically includes Construction and/or Construction Administration. Design typically includes Predesign, Design, Right-of-way, Environmental, and/or Other.
- (2) Includes amendments to the Ten-Year Construction Program.
- (3) Year-2/Year-3 do not include design projects. Design projects are not eligible for acceleration.
- (4) Action is being taken in current month on projects in bold/italics.
- (5) Local Drainage projects are not part of the Ten-Year Construction Program.

CLARK COUNTY
REGIONAL FLOOD CONTROL DISTRICT
AGENDA ITEM

SUBJECT:
TEN-YEAR CONSTRUCTION PROGRAM AMENDMENTS
PETITIONER:
STEVEN C. PARRISH, P.E., GENERAL MANAGER/CHIEF ENGINEER
RECOMMENDATION OF PETITIONER:
ADOPT AMENDMENTS TO THE TEN-YEAR CONSTRUCTION PROGRAM (FOR POSSIBLE ACTION)

FISCAL IMPACT: None.

BACKGROUND: In accordance with Policies and Procedures Section II.B.9 general amendments can be processed to address scheduling changes and/or the need for additional funding. This agenda item addresses requested changes in funding, positive and negative, associated with this agenda as they impact the Ten-Year Construction Program (TYCP). Also included is a request from the City of Henderson to amend the Ten Year Construction Program. Amendments to the TYCP are shown for:

Project Description	Project Number	Item No. / Action	Current TYCP Amount	Requested Amendment Amount
Whitney Ranch Channel Replacement project	HEN07G20	Item #10a 1 st Supplemental	\$0.00	\$3,810,363.00

FOL

Steven C. Parrish, P.E.
General Manager/Chief Engineer

TAC AGENDA ITEM #05 Date: 08/26/2021	RFCD AGENDA ITEM # Date: 09/09/2021
CAC AGENDA ITEM #05 Date: 08/30/2021	

Regional Flood Control District
AGENDA ITEM DEVELOPMENT

Staff Discussion:	Date: 08/16/2021
<p>TEN YEAR CONSTRUCTION PROGRAM AMENDMENTS</p> <p>In accordance with Policies and Procedures Section II.B.9 general amendments can be processed to address scheduling changes and/or the need for additional funding. This agenda item addresses requested changes in funding, positive and negative, associated with this agenda as they impact the Ten-Year Construction Program (TYCP). Also included is a request from the City of Henderson to amend the Ten Year Construction Program.</p>	
Staff Recommendation: Approve.	
Discussion by Technical Advisory Committee:	AGENDA #05 Date: 08/26/2021
Recommendation:	
Discussion by Citizens Advisory Committee:	AGENDA #05 Date: 08/30/2021
Recommendation:	

CLARK COUNTY
REGIONAL FLOOD CONTROL DISTRICT
AGENDA ITEM

SUBJECT: TEN-YEAR CONSTRUCTION PROGRAM AMENDMENT
PETITIONER: CITY OF HENDERSON
RECOMMENDATION OF PETITIONER: IT IS RECOMMENDED THAT THE CLARK COUNTY REGIONAL FLOOD CONTROL DISTRICT ADOPT AMENDMENTS TO THE TEN-YEAR CONSTRUCTION PROGRAM (FOR POSSIBLE ACTION)

FISCAL IMPACT: None by this action.

BACKGROUND:

The City of Henderson requests the following changes to the current Ten-Year Construction Program:

1. Pittman Anthem Parkway Channel, Siena Heights to Horizon Ridge (PTAP 0018) – Increase funding for Construction from \$1,077,720 to \$3,278,205 in FY23/24.
2. Whitney Ranch Channel Replacement project (WWDC 0001, 0016, 0031, 0034, 0053, 0056, 0070) – Increase funding for Construction by \$3,810,363 in FY21/22.
3. Southeast Pittman Detention Basin (PTBE 0062, 0063, 0064 & PTSO 0000) – Move Design from FY23/24 to FY25/26 and move Construction and Construction Management from FY26/27 to FY28/29.
4. Pittman Gillespie (PTGL 0001, 0011) – Move Design from FY24/25 to FY26/27 and move Construction and Construction Management from FY27/28 to FY29/30.
5. Pittman Wash South Phase 1 - Pittman North Detention Basin to Larson Lane (PTSD 0016, 0017, 0043) – Move Design and Right-of-Way from FY26/27 to FY27/28 and Construction and Construction Management from FY29/30 to FY30/31.
6. Southwest Pittman Detention Basin (PTSD 0233, 0234 & PTN2 0167) – Move Design from FY22/23 to FY26/27 and move Construction and Construction Management from FY25/26 to FY29/30.
7. Cadiz Storm Drain (C1CA 0000)- Racetrack to Pueblo – Move Design from FY25/26 to FY28/29 and move Construction and Construction Management from FY28/29 to outside of the Ten-Year Construction Program.

TAC AGENDA ITEM #05 Date: 08/26/2021	RFCD AGENDA ITEM # Date: 09/09/2021
CAC AGENDA ITEM # 05 Date: 08/30/2021	

- 8. C-1 Channel, SNWA Drop Structure to Lake Mead (C1CH 0161, 0173, 0204) – Move Design from FY30/31 to outside of the Ten-Year Construction Program.
- 9. Lake Mead - Warm Springs to Burkholder (C1LM 0144, 0156, 0158, 0182, 0184) – Move Design from FY26/27 to outside of the Ten-Year Construction Program.

Respectfully submitted,

DocuSigned by
Edward McGuire
046719FB96714E2...

Edward McGuire, P.E.
Director of Public Works
City of Henderson

TAC AGENDA ITEM # 05 Date: 08/26/2021	RFCD AGENDA ITEM # Date: 09/09/2021
CAC AGENDA ITEM # 05 Date: 08/30/2021	

EXHIBIT C

CITY OF HENDERSON
10-YEAR CONSTRUCTION PROGRAM
Amended September 9, 2021

TOTAL PLAN	Existing value Comments	Project Cost Per MPD	Total Plan	FIRST FIVE YEARS (2021 THRU 2025)					SECOND FIVE YEARS (2026 THRU 2030)					Board Date	Amount	Amendment?	Project No.
				(Year 1) FY 2021	(Year 2) FY 2022	(Year 3) FY 2023	(Year 4) FY 2024	(Year 5) FY 2025	(Year 6) FY 2026	(Year 7) FY 2027	(Year 8) FY 2028	(Year 9) FY 2029	(Year 10) FY 2030				
TOTAL PLAN			\$863,582,254	\$60,941,141	\$46,537,248	\$143,463,338	\$46,478,104	\$48,713,132	\$146,198,169	\$46,929,232	\$61,668,770	\$146,312,121	\$46,143,009				
Uncommitted from previous year	\$75,583,945		Cumulative Available Resources														
ENTITY RESOURCES			\$799,603,518	\$2,719,777	\$28,324,814	\$37,705,279	\$10,051,912	\$1,539,092	\$18,158,907	\$49,615,706	\$44,025,414	\$58,704,280	\$16,078,727				
Uncommitted from previous year	(\$4,696,588)		Cumulative Available Resources														
ENTITY TOTAL			\$827,312,090	\$3,810,383	\$0	\$10,445,870	\$0	\$878,248	\$1,303,412	\$1,041,886	\$9,071,652	\$12,934,852	\$7,158,740				
HYDROGRAPHIC BASIN: PITTMAN			\$827,312,090	\$3,810,383	\$0	\$10,445,870	\$0	\$878,248	\$1,303,412	\$1,041,886	\$9,071,652	\$12,934,852	\$7,158,740				
SYSTEM: Pittman Burns			\$88,932,140	\$16,777,610	\$7,081,148	\$0	\$0	\$7,081,148	\$0	\$0	\$0	\$0	\$0				
PROJECT: Pittman Sunset, Burns to Foster																	
Design/Admin	PTB8 0008, 0014, 0015	Design Started 18/20	3,992,240					1410,595									
Right-of-way	PTBU 0004, 0007, 0007, 0008	HEH12K19	\$764,180														
Construction			\$4,801,200					\$5,011,103									
PROJECT: Galleria to Sunset																	
Design/Admin	PTBU 0009, 0008, 0003, 0003, 0002		3,587,510														
Right-of-way			\$478,000														
Construction		Developer Participation	\$2,087,475					\$1,463,607									
SYSTEM: Pittman Beltway			\$282,466,180	\$29,666,080	\$3,344,422	\$0	\$0	\$3,344,422	\$0	\$0	\$0	\$0	\$0				
PROJECT: Pittman Anthem Parkway Channel, Sierra Heights to Horizon Ridge																	
Design/Admin	PTAP 0010		3,003,130					308,317									
Right-of-way			\$162,480														
Construction			\$1,837,560					\$1,716,207									Amended
SYSTEM: Lower Pittman			\$196,101,600	\$28,938,280	\$3,610,383	\$3,610,383	\$0	\$0	\$0	\$0	\$0	\$0	\$0				\$3,610,383
PROJECT: Whitney Ranch Channel Replacement Project																	
Design/Admin	WXXX 0001, 0016, 0011	Design Started 18/18	\$1,162,130														
Right-of-way	WXXX 0004, 0005, 0006, 0010	HEH07318	\$920,710														
Construction		Eng. Fee	\$5,910,680					\$5,910,680									
SYSTEM: Upper Pittman			\$39,688,020	\$61,886,240	\$32,032,670	\$0	\$0	\$0	\$878,248	\$1,303,412	\$1,041,886	\$9,716,634	\$12,934,852	\$7,168,740			
PROJECT: Southeast Pittman Detention Basin																	
Design/Admin	PTB8 0008, 0008, 0004 & PTB0 0000		\$1,325,760					\$276,740									
Right-of-way			\$1,091,600														
Construction			\$4,628,770														
PROJECT: Pittman Gillespie																	
Design/Admin	PTD0 0001, 0011		3,992,710						\$270,015								
Right-of-way			\$788,180														
Construction			\$4,913,530														
PROJECT: Pittman Wash South Phase 1 - Pittman North Detention Basin to Larson Lane																	
Design/Admin	PTB0 0016, 0017, 0043		\$1,028,440							\$727,321							
Right-of-way			\$823,140								\$128,511						
Construction			\$5,153,170														
PROJECT: Southeast Pittman Detention Basin																	
Design/Admin	PTB0 0008, 0004 & PTB0 0107		\$927,560						\$312,060								
Right-of-way			\$122,060														
Construction			\$4,657,780														
HYDROGRAPHIC BASIN: C-1			\$198,672,840	\$28,604,200	\$388,118	\$0	\$0	\$0	\$0	\$0	\$388,118	\$0	\$0				
SYSTEM: C-1			\$198,672,840	\$28,604,200	\$388,118	\$0	\$0	\$0	\$0	\$0	\$388,118	\$0	\$0				
PROJECT: Cade's Storm Drain - Reconstruct to Pueblo																	
Design/Admin	C1CA 0000		\$491,690														
Right-of-way			\$388,118														
Construction			\$2,498,790														
PROJECT: C-1 Channel, SRWA Drop Structure to Lake Mead																	
Design/Admin	C1CH 0001, 0178, 0004		\$913,190														
Right-of-way			\$742,710														
Construction			\$5,087,770														
PROJECT: Lake Mead - Warm Springs to Beeholder																	
Design/Admin	C1LM 0164, 0168, 0168, 0162, 0164		\$771,440														
Right-of-way			\$223,870														
Construction			\$1,987,270														

CLARK COUNTY
REGIONAL FLOOD CONTROL DISTRICT

AGENDA ITEM

SUBJECT:

SIXTH AMENDMENT TO THE AGREEMENT TO PROVIDE LEGAL CONSULTING SERVICES REGARDING THE NATIONAL POLLUTANT DISCHARGE ELIMINATION SYSTEM AND OTHER ENVIRONMENTAL AND WATER QUALITY ISSUES

PETITIONER:

STEVEN C. PARRISH, P.E., GENERAL MANAGER/CHIEF ENGINEER

RECOMMENDATION OF PETITIONER:

APPROVE AND AUTHORIZE THE CHAIR TO SIGN THE SIXTH AMENDMENT TO THE AGREEMENT WITH BRISCOE IVESTER & BAZEL LLP, TO EXTEND THE COMPLETION DATE AND INCREASE FUNDING TO PROVIDE LEGAL CONSULTING SERVICES REGARDING THE NATIONAL POLLUTANT DISCHARGE ELIMINATION SYSTEM (FOR POSSIBLE ACTION)

FISCAL IMPACT:

\$260,000 – Previous Agreements
\$ 80,000 – Sixth Amendment
\$340,000 – Total Agreement

BACKGROUND:


The District and the entities within the Las Vegas Valley who operate storm sewer systems that drain to the Las Vegas Wash have been covered under a National Pollutant Discharge Elimination System (NPDES) permit since December 1990. The permits are issued by the Nevada Division of Environmental Protection (NDEP) for a 5-year period after which another permit must be negotiated and issued. The current permit expired in February 2015 and has been administratively extended by NDEP until a new permit can be written. There are many legal and regulatory issues associated with the development of a new permit. The legal firm of Briscoe Ivester & Bazel LLP (Briscoe) employs the services of Mr. Lawrence S. Bazel. Mr. Bazel (under the employ of two different legal firms) has been successfully involved with water quality regulatory issues in the Las Vegas Valley for many years.

TAC AGENDA ITEM #06 Date: 08/26/2021	RFCD AGENDA ITEM # Date: 09/09/2021
CAC AGENDA ITEM #06 Date: 08/30/2021	

The District contracted the services of Mr. Bazel for the 2003 permit negotiations, the 2005 program audit, the 2010 permit negotiations, the 2014 program audit, the 2021 permit negotiations, as well as efforts to develop water quality standards for selenium in the Las Vegas Wash.

Mr. Bazel has been providing services to the District under the terms of a 2015 agreement. At this time the District desires to extend the term of the agreement from December 31, 2020 to December 31, 2022 to continue assisting the District with NPDES permit compliance issues and other water quality and environmental issues. The increase to the agreement is necessary to complete the 2021 permit negotiations and develop site-specific water quality criteria for the Las Vegas Wash. The agreement is attached. The RFCD Attorney has reviewed the agreement.

Respectfully Submitted,


For Steven C. Parrish, P.E.
General Manager/Chief Engineer

TAC AGENDA ITEM #06 Date: 08/26/2021	RFCD AGENDA ITEM # Date: 09/09/2021
CAC AGENDA ITEM #06 Date: 08/30/2021	

Regional Flood Control District
AGENDA ITEM DEVELOPMENT

Staff Discussion:

Date: 0816/2021

BRISCOE IVESTER & BAZEL LLP

SIXTH AMENDMENT TO THE AGREEMENT TO PROVIDE LEGAL CONSULTING SERVICES REGARDING THE NATIONAL POLLUTANT DISCHARGE ELIMINATION SYSTEM

The District and the entities within the Las Vegas Valley who operate storm sewer systems that drain to the Las Vegas Wash have been covered under a National Pollutant Discharge Elimination System (NPDES) permit since December 1990. The permits are issued by the Nevada Division of Environmental Protection (NDEP) for a 5-year period after which another permit must be negotiated and issued. The current permit expired in February 2015 and has been administratively extended by NDEP until a new permit can be written. There are many legal and regulatory issues associated with the development of a new permit. The legal firm of Briscoe Ivester & Bazel LLP (Briscoe) employs the services of Mr. Lawrence S. Bazel. Mr. Bazel (under the employ of two different legal firms) has been successfully involved with water quality regulatory issues in the Las Vegas Valley for many years.

The District contracted the services of Mr. Bazel for the 2003 permit negotiations, the 2005 program audit, the 2010 permit negotiations, the 2014 program audit, the 2021 permit negotiations, as well as efforts to develop water quality standards for selenium in the Las Vegas Wash.

Mr. Bazel has been providing services to the District under the terms of a 2015 agreement. At this time the District desires to extend the term of the agreement from December 31, 2020 to December 31, 2022 to continue assisting the District with NPDES permit compliance issues and other water quality and environmental issues. The increase to the agreement is necessary to complete the 2021 permit negotiations and develop site-specific water quality criteria for the Las Vegas Wash. The RFCDD Attorney has reviewed the agreement.

Staff Recommendation:

Approve.

Discussion by Technical Advisory Committee:

AGENDA
#06 Date: 08/26/2021

Recommendation:

Discussion by Citizens Advisory Committee:

AGENDA
#06 Date: 08/30/2021

Recommendation:

082621 Briscoe Ivester Bazel-aid

SIXTH AMENDMENT TO THE AGREEMENT TO PROVIDE PROFESSIONAL SERVICES

This Sixth Amendment to the Agreement to Provide Professional Services (this “Agreement”) is made and entered into effective as of September 9, 2021, by and between Clark County Regional Flood Control District (“District”) and Briscoe Ivester & Bazel LLP (“Law Firm”).

WITNESSETH:

WHEREAS, the District desires to obtain the services of the Law Firm to provide required professional services, all as more specifically described below; and

WHEREAS, the Law Firm has the necessary experience and qualifications to perform the required services;

WHEREAS, the District entered into an agreement with Law Firm on November 12, 2015, November 10, 2016, June 14, 2018, December 12, 2019, March 12, 2020 and November 12, 2020;

WHEREAS, it is necessary to extend the term of the agreement to continue assisting the District with NPDES permit compliance issues, negotiations for permit renewal, and other environmental and water quality issues and increase funding to continue to provide legal services related to water quality and stormwater permitting activities.

NOW, THEREFORE, in consideration of the premises and mutual covenants contained herein, the parties hereto agree as follows:

Paragraph 3, Compensation, item “d”, shall be revised to read as follows:

3. Compensation. District will pay the Law Firm for services performed under this Agreement as follows:
 - d. The total amount of this Agreement shall not exceed Three Hundred Forty Thousand Dollars (\$340,000), unless a supplemental to this Agreement is executed by the parties.

Paragraph 20, Expiration, shall be revised to read as follows:

20. Expiration. This agreement shall expire on December 31, 2022. Any legal work performed after December 31, 2022 shall require a supplement to this Agreement or a new Agreement before legal work is to continue. The remainder of the original professional services agreement dated November 12, 2015, first amendment to the agreement dated November 10, 2016, second amendment to the agreement dated June 14, 2018, third amendment to the agreement dated December 12, 2019, fourth amendment to the agreement dated March 12, 2020, and fifth amendment to the agreement dated November 12, 2020 shall remain unchanged.

///

///

///

///

///

///

///

///

///

///

///

///

///

///

///

///

IN WITNESS WHEREOF, the parties have caused this Sixth Amendment to the Agreement to be executed the day and year first above written.

CLARK COUNTY REGIONAL FLOOD CONTROL DISTRICT
BRISCOE IVESTER & BAZEL LLP

By: _____
DEBRA MARCH, Chair

By: _____
Lawrence S. Bazel

ATTEST:

By: _____
Deanna M. Hughes
Secretary to the Board

APPROVED AS TO LEGALITY AND FORM:

By: _____
Christopher Figgins
RFCD Attorney

CLARK COUNTY
REGIONAL FLOOD CONTROL DISTRICT
AGENDA ITEM

SUBJECT:
MAINTENANCE WORK PROGRAM (MWP) – FOURTH QUARTER FISCAL YEAR 2020-21 STATUS REPORTS
PETITIONER:
STEVEN C. PARRISH, P.E., GENERAL MANAGER/CHIEF ENGINEER
RECOMMENDATION OF PETITIONER:
RECEIVE THE MAINTENANCE WORK PROGRAM FOURTH QUARTER FISCAL YEAR 2020-21 STATUS REPORTS AS SUBMITTED BY THE ENTITIES (FOR POSSIBLE ACTION)


FISCAL IMPACT: None.

BACKGROUND: In accordance with the Board’s direction, the entities have submitted the Fourth Quarter Status Reports for the FY 2020-21 Maintenance Work Program (MWP). The reports indicate the status of work completed under the program through June 30, 2021, although the figures below represent only those expenses which have been submitted to the District for payment.

Below is a summary, by entity, of the Fourth Quarter Maintenance Work Program expenditures and the funding balance available by each Interlocal Contract for Fiscal Year 2020-21.

	FY 2020-21 Budget	Amount Spent	Funds Available
Boulder City	\$ 451,000.00	\$ 255,175.74	\$ 195,824.26
Clark County	3,126,500.00	2,824,980.88	301,519.12
Henderson	3,651,831.00	2,882,907.08	768,923.92
Las Vegas	3,200,000.00	2,192,871.76	1,007,128.24
Mesquite	489,800.00	34,258.22	455,541.78
North Las Vegas	2,331,000.00	2,276,079.38	54,920.62
Totals	\$13,250,131.00	\$10,466,273.06	\$2,783,857.94

Respectfully submitted,


 Steven C. Parrish, P.E.
 General Manager/Chief Engineer

TAC AGENDA ITEM #07 Date: 08/26/2021	RFCD AGENDA ITEM #08 Date: 08/12/2021
CAC AGENDA ITEM #07 Date: 08/30/2021	

Regional Flood Control District
AGENDA ITEM DEVELOPMENT

Staff Discussion:

Date: 08/02/2021

**MAINTENANCE WORK PROGRAM
FOURTH QUARTER FISCAL YEAR 2020-21 STATUS REPORTS**

In accordance with the Board's direction, the entities have submitted the Fourth Quarter Status Reports for the FY 2020-21 Maintenance Work Program (MWP). The reports indicate the status of work completed under the program through June 30, 2021, although the figures below represent only those expenses which have been submitted to the District for payment.

Below is a summary, by entity, of the Fourth Quarter Maintenance Work Program expenditures and the funding balance available by each Interlocal Contract for Fiscal Year 2020-21.

	FY 2020-21 Budget	Amount Spent	Funds Available
Boulder City	\$ 451,000.00	\$ 255,175.74	\$ 195,824.26
Clark County	3,126,500.00	2,824,980.88	301,519.12
Henderson	3,651,831.00	2,882,907.08	768,923.92
Las Vegas	3,200,000.00	2,192,871.76	1,007,128.24
Mesquite	489,800.00	34,258.22	455,541.78
North Las Vegas	2,331,000.00	2,276,079.38	54,920.62
Totals	\$13,250,131.00	\$10,466,273.06	\$2,783,857.94

Staff Recommendation:

Accept the reports.

Discussion by Technical Advisory Committee:

AGENDA
#07 Date: 08/26/2021

Recommendation:

Discussion by Citizens Advisory Committee:

AGENDA
#07 Date: 08/30/2021

Recommendation:

REGIONAL FLOOD CONTROL DISTRICT
 MAINTENANCE WORK PROGRAM
 QUARTERLY STATUS REPORT FY 2019-2020

MWP Facility #: BC01
 Facility Name: Hemenway Watershed

Entity: City of Boulder City
 Date Prepared: 7/13/2021
 Quarter: 4th

MP Facility ID: HMFL - 0000, HMIKY - 0000, 0019, HMILM - 0000, 0001, 0002, 0003, 0025, 0027, 0040, 0044, 0064, 0065, 0066, 0077, 0081, 0082, 0085, 0096, HMLV - 0000, 0001, 0003, 0004, 0006, 0018, 0031, 0033, 0055, 0060, 0065, HMNH - 0000, 0001, HMPC - 0000, 0011, 0018, 0025, 0026, HMRB - 0000, HMTH - 0000, 0025, 0026, 0027, 0033, 0034, 0040, 0041, 0054, 0064, 0076, HMVL - 0000, 0001, 0002, 0003, 0004, 0015, 0022, 0027, 0028, 0030, 0041, 0042, 0058, 0064, 0065, 0066, 0074, 0088, HMIWA - 0000, 0004, 0012, 0013, 0068, 0069, 087, 0103, 0104, 0105, 0126, 0127, 0147, 0148, 0154, 0155, 0156, 0157, 0158, 0159, 0160, 0161, 0162, 0173, 0175, 0176, 0178, 0182, 0183, 0184, 0185, 0200, 0201, 0202, 0203

Force Account/ Contract	Activity	Approved Work Plan Amount (\$)	Amended Work Plan Amount (\$)	Expended To Date (\$)	Percent Complete	Scheduled Completion Date
	3 Facility Assessment and Inventory	\$ 500.00	500.00	0.00	0%	Jun-21
	5 Inspect Channels	500.00	500.00	0.00	0%	Jun-21
	6 Inspect Levees/Detention and Debris Basins	500.00	500.00	0.00	0%	Jun-21
	8 Species Survey and Removal	0.00	0.00	0.00	#DIV/0!	Jun-21
	10 Clean and Reshape Channels/Levees	10,000.00	8,500.00	1,539.37	18%	Jun-21
	15 Repair Lined Channel	79,500.00	24,500.00	0.00	0%	Jun-21
	20 Erosion Control and Repair	1,300.00	2,800.00	2,463.79	88%	Jun-21
	21 Provide/Maintain Dust Control	500.00	500.00	0.00	0%	Jun-21
	25 Clean Detention Debris Basins	15,000.00	15,000.00	0.00	0%	Jun-21
	35 Fence Repair	1,000.00	1,000.00	229.84	23%	Jun-21
	40 Vegetation Control - Chemical	3,000.00	3,000.00	2,125.58	71%	Jun-21
	45 Vegetation Control - Mechanical	50,000.00	50,000.00	32,189.55	64%	Jun-21
	50 Maintain Access Road	2,000.00	2,000.00	0.00	0%	Jun-21
	55 Clean & Inspect Inlet/Outlet Structures	2,500.00	2,500.00	901.82	36%	Jun-21
	60 Repair Inlet/Outlet Structures	1,200.00	1,200.00	0.00	0%	Jun-21
	65 Clean Storm Sewer Lines	500.00	500.00	0.00	0%	Jun-21
	70 Storm Sewer Repair	0.00	0.00	0.00	#DIV/0!	Jun-21
	75 Clean/Flush Culverts & Bridges	5,000.00	5,000.00	0.00	0%	Jun-21
	80 Miscellaneous Work Activities	50,000.00	50,000.00	40,726.12	81%	Jun-21
	85 Engineering	15,000.00	15,000.00	0.00	0%	Jun-21
	90 Homeless Encampment Cleanup	2,000.00	2,000.00	0.00	0%	Jun-21
	TOTALS	\$240,000.00	\$185,000.00	\$80,176.07	43%	

Delays or problem areas:

Work completed during current quarter:

Work to be completed during next quarter:

Consultant/

Contractor:

Project

Manager:

Phone Number:

702-303-3008

REGIONAL FLOOD CONTROL DISTRICT
 MAINTENANCE WORK PROGRAM
 QUARTERLY STATUS REPORT FY 2020-2021

MWP Facility #: BC02
 Facility Name: Georgia/Buchanan Watershed

Entity: City of Boulder City
 Date Prepared: 7/13/2021
 Quarter: 4th

MP Facility ID: GBAP - 0000, 0001, 0002, 0047, 0048, 0049, 0087, 0114, GBBC - 0001, 0005, 0015, 0030, 0031, 0047, 0048, 0062, 0063, 0109, 0110, 0146, 0149, 0150, 0152, 0153, 0155, 0157, 0172, GBCM - 0000, 0001, 0004, 0011, GBGR - 0002, 0036, 0040, 0100, 0111, 0112, 0126, 0130, 0131, 0188, 0203, 0215, 0217

Force Account/Contract	Activity	Approved Work Plan Amount (\$)	Amended Work Plan Amount (\$)	Expended To Date (\$)	Percent Complete	Scheduled Completion Date
	3 Facility Assessment and Inventory	\$ 500.00	500.00	0.00	0%	Jun-21
	5 Inspect Channels	500.00	500.00	0.00	0%	Jun-21
	6 Inspect Levees/Detention and Debris Basins	0.00	0.00	0.00	#DIV/0!	Jun-21
	8 Species Survey and Removal	0.00	0.00	0.00	#DIV/0!	Jun-21
	10 Clean and Reshape Channels/Levees	5,000.00	5,000.00	417.40	8%	Jun-21
	15 Repair Lined Channel	60,150.00	-	0.00	#DIV/0!	Jun-21
	20 Erosion Control and Repair	5,000.00	5,000.00	0.00	0%	Jun-21
	21 Provide/Maintain Dust Control	500.00	500.00	0.00	0%	Jun-21
	25 Clean Detention Debris Basins	0.00	0.00	0.00	#DIV/0!	Jun-21
	35 Fence Repair	1,000.00	1,000.00	0.00	0%	Jun-21
	40 Vegetation Control - Chemical	500.00	12,500.00	10,980.00	88%	Jun-21
	45 Vegetation Control - Mechanical	10,000.00	22,000.00	10,980.00	50%	Jun-21
	50 Maintain Access Road	850.00	850.00	0.00	0%	Jun-21
	55 Clean & Inspect Inlet/Outlet Structures	2,000.00	2,000.00	782.25	39%	Jun-21
	60 Repair Inlet/Outlet Structures	1,000.00	1,000.00	0.00	0%	Jun-21
	65 Clean Storm Sewer Lines	1,000.00	1,000.00	0.00	0%	Jun-21
	70 Storm Sewer Repair	1,000.00	1,000.00	0.00	0%	Jun-21
	75 Clean/Flush Culverts & Bridges	2,000.00	2,000.00	0.00	0%	Jun-21
	80 Miscellaneous Work Activities	2,000.00	2,000.00	0.00	0%	Jun-21
	85 Engineering	1,000.00	1,000.00	0.00	0%	Jun-21
	90 Homeless Encampment Cleanup	2,000.00	\$2,000.00	0.00	0%	Jun-21
TOTALS		\$ 96,000.00	\$59,850.00	\$23,159.65	39%	

Delays or problem areas:

Work completed during current quarter:

Work to be completed during next quarter:

Consultant/ Contractor: _____
 Project: _____
 Manager: _____ Phone Number: 702-303-3008

REGIONAL FLOOD CONTROL DISTRICT
 MAINTENANCE WORK PROGRAM
 QUARTERLY STATUS REPORT FY 2020-2021

MWP Facility #: BC03
 Facility Name: North Railroad Watershed

Entity: City of Boulder City
 Date Prepared: 7/13/2021
 Quarter: 4th

MP Facility ID: NRBL - 0000, 0091, 0092, 0093, 0094, 0095, 0096, NRIN - 0003, 0004, 0010, 0013, 0017, 0025, 0031, 0032, 0038, 0040, 0044, 0052, 0053, 0054, 0055, 0056, 0057, 0062, 0063, 0064, 0065, 0066, 0067, 0068, 0069, 0070, 0071, 0074, 0075, 0080, 0087, 0107, NRRR 0000, 0049, 0050, 0070, 0089, 0105

Force Account/ Contract	Activity	Approved Work Plan Amount (\$)	Amended Work Plan Amount (\$)	Expended To Date (\$)	Percent Complete	Scheduled Completion Date
	3 Facility Assessment and Inventory	450.00	450.00	0.00	0%	Jun-21
	5 Inspect Channels	500.00	500.00	0.00	0%	Jun-21
	6 Inspect Levees/Detention and Debris Basins	1,000.00	1,000.00	0.00	0%	Jun-21
	8 Species Survey and Removal	0.00	0.00	0.00	#DIV/0!	Jun-21
	10 Clean and Reshape Channels/Levees	3,000.00	3,000.00	0.00	0%	Jun-21
	15 Repair Lined Channel	100.00	100.00	0.00	0%	Jun-21
	20 Erosion Control and Repair	5,850.00	5,850.00	0.00	0%	Jun-21
	21 Provide/Maintain Dust Control	100.00	100.00	0.00	0%	Jun-21
	25 Clean Detention Debris Basins	5,000.00	5,000.00	0.00	0%	Jun-21
	35 Fence Repair	5,000.00	5,000.00	0.00	0%	Jun-21
	40 Vegetation Control - Chemical	1,000.00	1,000.00	0.00	0%	Jun-21
	45 Vegetation Control - Mechanical	1,000.00	1,000.00	0.00	0%	Jun-21
	50 Maintain Access Road	1,000.00	1,000.00	0.00	0%	Jun-21
	55 Clean & Inspect Inlet/Outlet Structures	1,000.00	1,000.00	458.40	46%	Jun-21
	60 Repair Inlet/Outlet Structures	500.00	500.00	0.00	0%	Jun-21
	65 Clean Storm Sewer Lines	1,000.00	1,000.00	0.00	0%	Jun-21
	70 Storm Sewer Repair	\$0.00	0.00	0.00	#DIV/0!	Jun-21
	75 Clean/Flush Culverts & Bridges	1,000.00	1,000.00	0.00	0%	Jun-21
	80 Miscellaneous Work Activities	2,000.00	132,150.00	131,807.50	100%	Jun-21
	85 Engineering	500.00	500.00	0.00	0%	Jun-21
	90 Homeless Encampment Cleanup	\$20,000.00	20,000.00	5,800.00	29%	Jun-21
	TOTALS	\$50,000.00	180,150.00	\$138,065.90	77%	

Delays or problem areas:

Work completed during current quarter:

Work to be completed during next quarter:

Consultant/ Contractor: _____
 Project: _____
 Manager: _____ Phone Number: 702-303-3008

REGIONAL FLOOD CONTROL DISTRICT
 MAINTENANCE WORK PROGRAM
 QUARTERLY STATUS REPORT FY 2020-2021

MWP Facility #: BC04
 Facility Name: West Airport Watershed

Entity: City of Boulder City
 Date Prepared: 7/13/2021
 Quarter: 4th

MP Facility ID: WAAD - 0000, 0043, 0046, 0063, 0064, 0085, 0086, 0094, WAAP - 0111, 0171, WADD - 0167, WAGN - 0000, 0020, WAGR - 0000, 0034

Force Account/Contract	Activity	Approved Work Plan Amount (\$)	Amended Work Plan Amount (\$)	Expended To Date (\$)	Percent Complete	Scheduled Completion Date
	3 Facility Assessment and Inventory	500.00	500.00	0.00	0%	Jun-21
	5 Inspect Channels	500.00	500.00	0.00	0%	Jun-21
	6 Inspect Levees/Detention and Debris Basins	0.00	0.00	0.00	#DIV/0!	Jun-21
	8 Species Survey and Removal	0.00	0.00	0.00	#DIV/0!	Jun-21
	10 Clean and Reshape Channels/Levees	500.00	6,500.00	6,297.33	97%	Jun-21
	15 Repair Lined Channel	50,000.00	-	0.00	#DIV/0!	Jun-21
	20 Erosion Control and Repair	2,000.00	2,000.00	0.00	0%	Jun-21
	21 Provide/Maintain Dust Control	500.00	500.00	0.00	0%	Jun-21
	25 Clean Detention Debris Basins	500.00	500.00	0.00	0%	Jun-21
	35 Fence Repair	500.00	500.00	0.00	0%	Jun-21
	40 Vegetation Control - Chemical	2,000.00	2,000.00	0.00	0%	Jun-21
	45 Vegetation Control - Mechanical	3,000.00	3,000.00	2,106.70	70%	Jun-21
	50 Maintain Access Road	500.00	500.00	0.00	0%	Jun-21
	55 Clean & Inspect Inlet/Outlet Structures	500.00	5,500.00	1,075.21	20%	Jun-21
	60 Repair Inlet/Outlet Structures	500.00	500.00	0.00	0%	Jun-21
	65 Clean Storm Sewer Lines	0.00	0.00	0.00	#DIV/0!	Jun-21
	70 Storm Sewer Repair	0.00	0.00	0.00	#DIV/0!	Jun-21
	75 Clean/Flush Culverts & Bridges	500.00	500.00	0.00	0%	Jun-21
	80 Miscellaneous Work Activities	500.00	500.00	0.00	0%	Jun-21
	85 Engineering	500.00	500.00	0.00	0%	Jun-21
	90 Homeless Encampment Cleanup	2,000.00	2,000.00	0.00	0%	Jun-21
	TOTALS	\$65,000.00	\$26,000.00	\$9,479.24	36%	

Delays or problem areas:

Work completed during current quarter:

Work to be completed during next quarter:

Consultant/ Contractor: _____
 Project _____
 Manager: _____ Phone Number: 702-303-3008 - _____

**REGIONAL FLOOD CONTROL DISTRICT
MAINTENANCE WORK PROGRAM
QUARTERLY STATUS REPORT - FY 2020 - 2021**

MWP Facility #: CC 01

Entity: CLARK COUNTY

Facility Name: Flamingo Wash

Date Prepared: 8/3/2021

MP Facility ID: F1FA 0000-0004 F2NB 0000-0048 F301 0000-0007

Quarter: 4th Quarter - Revised

MP Facility ID: F401 0000-0003 FLBF 0046-0328 FLBN 0001-0033 FLDI 0000-0105

MP Facility ID: FLDN 0000-0160 FLDR 0000-0179 FLDS 0000-0750 FLF1 0000-0304

MP Facility ID: FLF2 0000-0137 FLF3 0000-0198, FLF4 0000-0355 FLFA 0000-0037 FLCM 0000

MP Facility ID: FLFL 0000-0147 FLHA 0000 FLJO 0000-0076 FLOQ 0000-0050 FLRB 0000-0062

MP Facility ID: FLRO 0000 FLSB 0000-0128 FLSM 0000-0180 FLSP 0000 FLTR 0000-0347

MP Facility ID: FLWA 0001-1443 RRWB 0000 RRFA 0000-0143 RRFC 0000 RRHU 0000-0129

MP Facility ID: RRNA 0000-0097 RRNN 0000-0022 RRNS 0000-0010 RRR4 0000-0160

Force Account/ Contract	Activity	Approved Work Plan Amount (\$)	Amended Work Plan Amount (\$)	Expended To Date (\$)	Percent Complete	Scheduled Completion Date
	3 Facility Assessment and Inventory	\$5,000.00	\$0.00			
	5 Inspect Channels	\$20,000.00	\$17,050.00	\$12,412.25		
	6 Inspect Levees, Deten/Debris Basins	\$30,000.00	\$16,700.00	\$15,560.09		
	8 Species Survey and Removal	\$0.00	\$0.00	\$0.00		
	10 Clean and Reshape Channels/Levees	\$120,000.00	\$136,500.00	\$136,406.30		
	15 Repair Lined Channel	\$20,000.00	\$7,900.00	\$7,818.52		
	20 Erosion Control and Repair	\$5,000.00	\$24,180.00	\$24,149.50		
	21 Provide/Maintain Dust Control	\$5,000.00	\$10,400.00	\$9,409.60		
	25 Clean Detention/Debris Basins	\$145,000.00	\$8,750.00	\$5,657.61		
	35 Fence Repair	\$20,000.00	\$27,900.00	\$21,492.84		
	40 Vegetation Control - Chemical	\$20,000.00	\$36,000.00	\$34,518.65		
	45 Vegetation Control - Mechanical	\$33,500.00	\$5,850.00	\$2,001.20		
	50 Maintain Access Road	\$5,000.00	\$0.00			
	55 Clean & Inspect Inlet/Outlet Structures	\$15,000.00	\$0.00			
	60 Repair Inlet/Outlet Structures	\$2,500.00	\$0.00			
	65 Clean Storm Sewer Lines	\$5,000.00	\$0.00			
	70 Storm Sewer Line Repair	\$5,000.00	\$0.00			
	75 Clean/Flush Culverts & Bridges	\$4,000.00	\$0.00			
	80 Miscellaneous Work Activities	\$400,000.00	\$243,150.00	\$215,480.80		
	85 Engineering	\$0.00	\$0.00			
	90 Homeless Cleanup	\$180,000.00	\$545,000.00	\$725,995.94		
	TOTALS	\$1,040,000.00	\$1,079,380.00	\$1,210,903.30	112%	

Delays or problem areas:

Work completed during current quarter:

Work to be completed during next quarter:

Clean, Inspect & Repairs to 3 Detention/Debris Basins. General cleaning of channels
Channel maintenance contract adjacent to beltway. Contract for the removal of silt from Red Rock Detention Basin.

Consultant/
Contractor:
Project
Manager: Clint Spencer

Phone Number: 702-455-7540

**REGIONAL FLOOD CONTROL DISTRICT
MAINTENANCE WORK PROGRAM
QUARTERLY STATUS REPORT - FY 2020 - 2021**

MWP Facility #: CC 02
 Facility Name: Las Vegas Wash
 MP Facility ID: LVMD 0675-0169, 1355
 MP Facility ID: COLM 0000
 MP Facility ID: NLWY 0000-0030
 MP Facility ID: LV01 0000-0116
 MP Facility ID: LVCO 0000-0109
 MP Facility ID: _____

Entity: CLARK COUNTY
 Date Prepared: 8/3/2021
 Quarter: 4th Quarter - Revised

Force Account/ Contract	Activity	Approved Work Plan Amount (\$)	Amended Work Plan Amount (\$)	Expended To Date (\$)	Percent Complete	Scheduled Completion Date
	3 Facility Assessment and Inventory	\$3,500.00	\$0.00			
	5 Inspect Channels	\$5,000.00	\$4,200.00	\$2,969.30		
	6 Inspect Levees, Deten/Debris Basins	\$0.00	\$0.00			
	8 Species Survey and Removal	\$0.00	\$0.00			
	10 Clean and Reshape Channels/Levees	\$137,000.00	\$138,000.00	\$137,989.65		
	15 Repair Lined Channel	\$2,500.00	\$0.00			
	20 Erosion Control and Repair	\$45,000.00	\$0.00			
	21 Provide/Maintain Dust Control	\$0.00	\$950.00	\$928.30		
	25 Clean Detention/Debris Basins	\$0.00	\$0.00			
	35 Fence Repair	\$2,000.00	\$1,200.00	\$1,191.14		
	40 Vegetation Control - Chemical	\$10,000.00	\$9,920.00	\$9,577.65		
	45 Vegetation Control - Mechanical	\$25,000.00	\$1,400.00	\$1,355.49		
	50 Maintain Access Road	\$0.00	\$0.00			
	55 Clean & Inspect Inlet/Outlet Structures	\$0.00	\$1,850.00	\$1,826.60		
	60 Repair Inlet/Outlet Structures	\$0.00	\$0.00			
	65 Clean Storm Sewer Lines	\$0.00	\$0.00			
	70 Storm Sewer Line Repair	\$0.00	\$0.00			
	75 Clean/Flush Culverts & Bridges	\$0.00	\$0.00			
	80 Miscellaneous Work Activities	\$40,000.00	\$40,400.00	\$38,041.16		
	85 Engineering	\$0.00	\$0.00			
	90 Homeless Cleanup	\$20,000.00	\$136,000.00	\$135,955.00		
	TOTALS	\$290,000.00	\$333,920.00	\$329,834.29	99%	

Delays or problem areas:

Work completed during current quarter:

Work to be completed during next quarter:
 Misc. maintenance of channels. Vegetation control south of Vegas Valley.
 Maintenance work done by SNWA for weirs along the Las Vegas Wash Wetland area.

Consultant/
 Contractor: _____
 Project
 Manager: Clint Spencer Phone Number: 702-455-7540

**REGIONAL FLOOD CONTROL DISTRICT
MAINTENANCE WORK PROGRAM
QUARTERLY STATUS REPORT - FY 2020 - 2021**

MWP Facility #: CC 03
 Facility Name: Duck Creek
 MP Facility ID: BDW5 0000-0025 DC95 0000-0038 DCBD 000-0081, 0176-0273
 MP Facility ID: DCCA 0000-0078 DCCD 0000 DCGL 0000-0086, 0106, 0112, 0138-0179
 MP Facility ID: DCHV 0000-0012 DC11 0000-0031, DCLB 0000 DCPA 0000-0106
 MP Facility ID: DCPI 0000-0032 DCRB 0015 DCSH 0000-0017 DCW1 0000-0132
 MP Facility ID: DCW4 0364-0557, 0665-0786, 0940-0971, DCW5 0000-0059
 MP Facility ID: DCWA 0000-0597, 0702-1657 DCWB 0000-0086 DCWF 0000-0061

Entity: CLARK COUNTY
 Date Prepared: 8/3/2021
 Quarter: 4th Quarter - Revised

Force Account/ Contract	Activity	Approved Work Plan Amount (\$)	Amended Work Plan Amount (\$)	Expended To Date (\$)	Percent Complete	Scheduled Completion Date
	3 Facility Assessment and Inventory	\$5,000.00	\$0.00			
	5 Inspect Channels	\$5,000.00	\$6,750.00	\$4,339.59		
	6 Inspect Levees, Deten/Debris Basins	\$20,000.00	\$9,450.00	\$8,757.51		
	8 Species Survey and Removal	\$0.00	\$0.00			
	10 Clean and Reshape Channels/Levees	\$60,000.00	\$22,850.00	\$9,450.62		
	15 Repair Lined Channel	\$5,000.00	\$13,200.00	\$11,716.86		
	20 Erosion Control and Repair	\$15,000.00	\$3,500.00	\$3,471.52		
	21 Provide/Maintain Dust Control	\$40,000.00	\$24,500.00	\$1,381.04		
	25 Clean Detention/Debris Basins	\$16,000.00	\$32,825.00	\$8,277.84		
	35 Fence Repair	\$8,000.00	\$20,750.00	\$11,576.72		
	40 Vegetation Control - Chemical	\$10,000.00	\$12,700.00	\$11,715.01		
	45 Vegetation Control - Mechanical	\$30,000.00	\$4,550.00	\$0.00		
	50 Maintain Access Road	\$5,000.00	\$8,750.00	\$8,738.92		
	55 Clean & Inspect Inlet/Outlet Structures	\$0.00	\$0.00			
	60 Repair Inlet/Outlet Structures	\$1,000.00	\$0.00			
	65 Clean Storm Sewer Lines	\$2,500.00	\$0.00			
	70 Storm Sewer Line Repair	\$0.00	\$4,050.00	\$4,005.94		
	75 Clean/Flush Culverts & Bridges	\$0.00	\$0.00			
	80 Miscellaneous Work Activities	\$140,000.00	\$141,150.00	\$123,972.22		
	85 Engineering	\$0.00	\$0.00			
	90 Homeless Cleanup	\$65,000.00	\$103,700.00	\$102,956.89		
	TOTALS	\$427,500.00	\$408,725.00	\$310,360.68	76%	

Delays or problem areas:

Work completed during current quarter:

Work to be completed during next quarter:
 Misc. maintenance and cleaning of channels

Consultant/
 Contractor: _____
 Project
 Manager: Clint Spencer Phone Number: 702-455-7540

**REGIONAL FLOOD CONTROL DISTRICT
MAINTENANCE WORK PROGRAM
QUARTERLY STATUS REPORT - FY 2020 - 2021**

MWP Facility #: CC 05
 Facility Name: Las Vegas Range Wash
 MP Facility ID: RWSL 0000-0728, RWWE 0016-0055
 MP Facility ID: SLBN 0000 FLCH 0000
 MP Facility ID: SLEB 0000-0098 SLER 0000-0086
 MP Facility ID: SLLM 0000 SLNL 0095
 MP Facility ID: SLOR 0000-0148 SLST 0000-0095
 MP Facility ID: SLWA 0000-0091
 MP Facility ID: _____

Entity: CLARK COUNTY
 Date Prepared: 8/3/2021
 Quarter: 4th Quarter - Revised

Force Account/ Contract	Activity	Approved Work Plan Amount (\$)	Amended Work Plan Amount (\$)	Expended To Date (\$)	Percent Complete	Scheduled Completion Date
	3 Facility Assessment and Inventory	\$2,000.00	\$0.00			
	5 Inspect Channels	\$5,000.00	\$6,850.00	\$3,946.22		
	6 Inspect Levees, Deten/Debris Basins	\$8,000.00	\$3,850.00	\$3,759.26		
	8 Species Survey and Removal	\$0.00	\$0.00			
	10 Clean and Reshape Channels/Levees	\$60,000.00	\$6,600.00	\$6,570.61		
	15 Repair Lined Channel	\$150,000.00	\$0.00			
	20 Erosion Control and Repair	\$0.00	\$0.00			
	21 Provide/Maintain Dust Control	\$15,000.00	\$2,650.00			
	25 Clean Detention/Debris Basins	\$10,000.00	\$0.00			
	35 Fence Repair	\$10,000.00	\$59,550.00	\$17,052.06		
	40 Vegetation Control - Chemical	\$9,000.00	\$5,500.00	\$4,452.89		
	45 Vegetation Control - Mechanical	\$5,000.00	\$0.00			
	50 Maintain Access Road	\$2,500.00	\$0.00			
	55 Clean & Inspect Inlet/Outlet Structures	\$0.00	\$0.00			
	60 Repair Inlet/Outlet Structures	\$0.00	\$0.00			
	65 Clean Storm Sewer Lines	\$0.00	\$0.00			
	70 Storm Sewer Line Repair	\$0.00	\$0.00			
	75 Clean/Flush Culverts & Bridges	\$0.00	\$0.00			
	80 Miscellaneous Work Activities	\$100,000.00	\$119,600.00	\$94,541.72		
	85 Engineering	\$20,000.00	\$0.00			
	90 Homeless Cleanup	\$75,500.00	\$15,000.00	\$14,955.00		
	TOTALS	\$472,000.00	\$219,600.00	\$145,277.76	66%	

Delays or problem areas:

Work completed during current quarter:

Work to be completed during next quarter:
 Clean, Inspect & Repairs to 1 Detention Basin.
 Misc. maintenance and cleaning of channels.

Consultant/
 Contractor: _____
 Project
 Manager: Clint Spencer Phone Number: 702-455-7540

**REGIONAL FLOOD CONTROL DISTRICT
MAINTENANCE WORK PROGRAM
QUARTERLY STATUS REPORT - FY 2020 - 2021**

MWP Facility #: CC 06
 Facility Name: Tropicana Wash
 MP Facility ID: TRWA 0000-0454 BDBF 0000-0006 BDFW 0000
 MP Facility ID: BDMO 0000-0010 BDRB 0000-0118
 MP Facility ID: BDRR 0000 BDWS 0000-0007
 MP Facility ID: NBSC 0000 RBMO 0000-0045
 MP Facility ID: TRBD 0000-0930 TRNB 0000-0113
 MP Facility ID: BDMD 0121 BDJO 0000-0061

Entity: CLARK COUNTY
 Date Prepared: 8/3/2021
 Quarter: 4th Quarter - Revised

Force Account/ Contract	Activity	Approved Work Plan Amount (\$)	Amended Work Plan Amount (\$)	Expended To Date (\$)	Percent Complete	Scheduled Completion Date
	3 Facility Assessment and Inventory	\$2,000.00	\$1,050.00	\$1,036.44		
	5 Inspect Channels	\$3,000.00	\$5,950.00	\$3,858.22		
	6 Inspect Levees, Deten/Debris Basins	\$15,000.00	\$7,700.00	\$6,787.51		
	8 Species Survey and Removal	\$0.00	\$0.00			
	10 Clean and Reshape Channels/Levees	\$10,000.00	\$7,750.00	\$7,715.85		
	15 Repair Lined Channel	\$10,000.00	\$10,500.00	\$902.22		
	20 Erosion Control and Repair	\$5,000.00	\$0.00			
	21 Provide/Maintain Dust Control	\$5,000.00	\$3,000.00	\$1,406.06		
	25 Clean Detention/Debris Basins	\$30,000.00	\$6,650.00	\$6,617.40		
	35 Fence Repair	\$5,000.00	\$8,950.00	\$8,612.70		
	40 Vegetation Control - Chemical	\$5,000.00	\$4,700.00	\$4,327.80		
	45 Vegetation Control - Mechanical	\$5,000.00	\$0.00			
	50 Maintain Access Road	\$5,000.00	\$850.00	\$831.37		
	55 Clean & Inspect Inlet/Outlet Structures	\$0.00	\$1,125.00	\$1,099.64		
	60 Repair Inlet/Outlet Structures	\$0.00	\$0.00			
	65 Clean Storm Sewer Lines	\$5,000.00	\$0.00			
	70 Storm Sewer Line Repair	\$0.00	\$0.00			
	75 Clean/Flush Culverts & Bridges	\$0.00	\$0.00			
	80 Miscellaneous Work Activities	\$100,000.00	\$84,850.00	\$79,541.27		
	85 Engineering	\$0.00	\$0.00			
	90 Homeless Cleanup	\$40,000.00	\$182,750.00	\$182,740.30		
	TOTALS	\$245,000.00	\$325,825.00	\$305,476.78	94%	

Delays or problem areas:

Work completed during current quarter:

Work to be completed during next quarter:
 Misc. work contract maintenance adjacent to beltway.
 Channel inspection, vegetation control and other work as assigned.

Consultant/
 Contractor: _____
 Project
 Manager: Clint Spencer Phone Number: 702-455-7540

**REGIONAL FLOOD CONTROL DISTRICT
MAINTENANCE WORK PROGRAM
QUARTERLY STATUS REPORT - FY 2020 - 2021**

MWP Facility #: CC 07
 Facility Name: Airport Channel
 MP Facility ID: TRMC 0000-0060, 0195-0290
 MP Facility ID: WGTR 0058-0180
 MP Facility ID: _____
 MP Facility ID: _____
 MP Facility ID: _____
 MP Facility ID: _____

Entity: CLARK COUNTY
 Date Prepared: 8/3/2021
 Quarter: 4th Quarter - Revised

Force Account/ Contract	Activity	Approved Work Plan Amount (\$)	Amended Work Plan Amount (\$)	Expended To Date (\$)	Percent Complete	Scheduled Completion Date
	3 Facility Assessment and Inventory	\$0.00	\$0.00			
	5 Inspect Channels	\$1,500.00	\$1,100.00	\$974.23		
	6 Inspect Levees, Deten/Debris Basins	\$0.00	\$0.00			
	8 Species Survey and Removal	\$0.00	\$0.00			
	10 Clean and Reshape Channels/Levees	\$2,000.00	\$4,450.00	\$4,423.07		
	15 Repair Lined Channel	\$0.00	\$0.00			
	20 Erosion Control and Repair	\$0.00	\$0.00			
	21 Provide/Maintain Dust Control	\$0.00	\$0.00			
	25 Clean Detention/Debris Basins	\$0.00	\$0.00			
	35 Fence Repair	\$3,000.00	\$16,100.00	\$9,563.83		
	40 Vegetation Control - Chemical	\$1,000.00	\$950.00	\$902.66		
	45 Vegetation Control - Mechanical	\$500.00	\$750.00	\$707.63		
	50 Maintain Access Road	\$0.00	\$0.00			
	55 Clean & Inspect Inlet/Outlet Structures	\$2,000.00	\$0.00			
	60 Repair Inlet/Outlet Structures	\$0.00	\$0.00			
	65 Clean Storm Sewer Lines	\$0.00	\$0.00			
	70 Storm Sewer Line Repair	\$0.00	\$0.00			
	75 Clean/Flush Culverts & Bridges	\$0.00	\$0.00			
	80 Miscellaneous Work Activities	\$5,000.00	\$22,600.00	\$20,391.59		
	85 Engineering	\$0.00	\$0.00			
	90 Homeless Cleanup	\$15,000.00	\$89,550.00	\$89,545.11		
	TOTALS	\$30,000.00	\$135,500.00	\$126,508.12	93%	

Delays or problem areas:

Work completed during current quarter:

Work to be completed during next quarter:
 Channel Inspection and debris removal; vegetation control and other work as assigned.

Consultant/
 Contractor: _____
 Project
 Manager: Clint Spencer Phone Number: 702-455-7540

**REGIONAL FLOOD CONTROL DISTRICT
MAINTENANCE WORK PROGRAM
QUARTERLY STATUS REPORT - FY 2020 - 2021**

MWP Facility #: CC 08
 Facility Name: Monson Channel
 MP Facility ID: LV02 0000-0303
 MP Facility ID: NLFL 0000-0144
 MP Facility ID: VBTW 0000
 MP Facility ID: _____
 MP Facility ID: _____
 MP Facility ID: _____

Entity: CLARK COUNTY
 Date Prepared: 8/3/2021
 Quarter: 4th Quarter - Revised

Force Account/ Contract	Activity	Approved Work Plan Amount (\$)	Amended Work Plan Amount (\$)	Expended To Date (\$)	Percent Complete	Scheduled Completion Date
	3 Facility Assessment and Inventory	\$1,500.00	\$0.00			
	5 Inspect Channels	\$1,500.00	\$350.00	\$253.26		
	6 Inspect Levees, Deten/Debris Basins	\$0.00	\$0.00			
	8 Species Survey and Removal	\$0.00	\$0.00			
	10 Clean and Reshape Channels/Levees	\$15,000.00	\$9,275.00	\$5,949.62		
	15 Repair Lined Channel	\$0.00	\$0.00			
	20 Erosion Control and Repair	\$0.00	\$0.00			
	21 Provide/Maintain Dust Control	\$0.00	\$750.00	\$733.92		
	25 Clean Detention/Debris Basins	\$0.00	\$0.00			
	35 Fence Repair	\$1,500.00	\$6,100.00	\$6,077.53		
	40 Vegetation Control - Chemical	\$6,000.00	\$2,850.00	\$1,881.00		
	45 Vegetation Control - Mechanical	\$15,000.00	\$0.00			
	50 Maintain Access Road	\$0.00	\$0.00			
	55 Clean & Inspect Inlet/Outlet Structures	\$0.00	\$0.00			
	60 Repair Inlet/Outlet Structures	\$0.00	\$0.00			
	65 Clean Storm Sewer Lines	\$0.00	\$0.00			
	70 Storm Sewer Line Repair	\$0.00	\$0.00			
	75 Clean/Flush Culverts & Bridges	\$0.00	\$0.00			
	80 Miscellaneous Work Activities	\$10,000.00	\$1,650.00	\$1,611.59		
	85 Engineering	\$50,000.00	\$0.00			
	90 Homeless Cleanup	\$10,000.00	\$4,850.00	\$4,850.00		
	TOTALS	\$110,500.00	\$25,825.00	\$21,356.92	83%	

Delays or problem areas:

Work completed during current quarter:

Work to be completed during next quarter:
 Channel Inspection, vegetation control and other work as assigned.

Consultant/
 Contractor: _____
 Project
 Manager: Clint Spencer Phone Number: 702-455-7540

**REGIONAL FLOOD CONTROL DISTRICT
MAINTENANCE WORK PROGRAM
QUARTERLY STATUS REPORT - FY 2020 - 2021**

MWP Facility #: CC 09
 Facility Name: Rawhide Channel
 MP Facility ID: DCRH 0000-0305
 MP Facility ID: MCE2 0000
 MP Facility ID: _____
 MP Facility ID: _____
 MP Facility ID: _____
 MP Facility ID: _____

Entity: CLARK COUNTY
 Date Prepared: 8/3/2021
 Quarter: 4th Quarter - Revised

Force Account/ Contract	Activity	Approved Work Plan Amount (\$)	Amended Work Plan Amount (\$)	Expended To Date (\$)	Percent Complete	Scheduled Completion Date
	3 Facility Assessment and Inventory	\$1,000.00	\$0.00			
	5 Inspect Channels	\$3,000.00	\$3,250.00	\$2,159.00		
	6 Inspect Levees, Deten/Debris Basins	\$0.00	\$0.00			
	8 Species Survey and Removal	\$0.00	\$0.00			
	10 Clean and Reshape Channels/Levees	\$1,500.00	\$0.00			
	15 Repair Lined Channel	\$5,000.00	\$0.00			
	20 Erosion Control and Repair	\$0.00	\$0.00			
	21 Provide/Maintain Dust Control	\$0.00	\$0.00			
	25 Clean Detention/Debris Basins	\$0.00	\$0.00			
	35 Fence Repair	\$5,000.00	\$0.00			
	40 Vegetation Control - Chemical	\$5,000.00	\$1,100.00	\$1,065.64		
	45 Vegetation Control - Mechanical	\$2,000.00	\$0.00			
	50 Maintain Access Road	\$0.00	\$0.00			
	55 Clean & Inspect Inlet/Outlet Structures	\$0.00	\$0.00			
	60 Repair Inlet/Outlet Structures	\$0.00	\$0.00			
	65 Clean Storm Sewer Lines	\$1,000.00	\$0.00			
	70 Storm Sewer Line Repair	\$0.00	\$0.00			
	75 Clean/Flush Culverts & Bridges	\$0.00	\$0.00			
	80 Miscellaneous Work Activities	\$60,000.00	\$55,950.00	\$55,452.95		
	85 Engineering	\$0.00	\$0.00			
	90 Homeless Cleanup	\$5,000.00	\$7,900.00	\$7,875.00		
	TOTALS	\$88,500.00	\$68,200.00	\$66,552.59	98%	

Delays or problem areas:

Work completed during current quarter:

Work to be completed during next quarter:
 Channel Inspection, vegetation control and other work as assigned.

Consultant/
 Contractor: _____
 Project
 Manager: Clint Spencer Phone Number: 702-455-7540

**REGIONAL FLOOD CONTROL DISTRICT
MAINTENANCE WORK PROGRAM
QUARTERLY STATUS REPORT - FY 2020 - 2021**

MWP Facility #: CC 10
 Facility Name: Van Buskirk Channel
 MP Facility ID: VBCH 0000-0138
 MP Facility ID: VBMC 0000-0249
 MP Facility ID: VTM 0000-0174
 MP Facility ID: VBVR 0000-0050
 MP Facility ID: _____
 MP Facility ID: _____

Entity: CLARK COUNTY
 Date Prepared: 8/3/2021
 Quarter: 4th Quarter - Revised

Force Account/ Contract	Activity	Approved Work Plan Amount (\$)	Amended Work Plan Amount (\$)	Expended To Date (\$)	Percent Complete	Scheduled Completion Date
	3 Facility Assessment and Inventory	\$2,000.00	\$11,700.00	\$11,697.05		
	5 Inspect Channels	\$2,000.00	\$800.00	\$592.65		
	6 Inspect Levees, Deten/Debris Basins	\$4,000.00	\$1,350.00	\$1,135.42		
	8 Species Survey and Removal	\$0.00	\$0.00			
	10 Clean and Reshape Channels/Levees	\$0.00	\$0.00			
	15 Repair Lined Channel	\$0.00	\$0.00			
	20 Erosion Control and Repair	\$0.00	\$0.00			
	21 Provide/Maintain Dust Control	\$0.00	\$0.00			
	25 Clean Detention/Debris Basins	\$2,000.00	\$0.00			
	35 Fence Repair	\$3,000.00	\$3,600.00	\$2,473.11		
	40 Vegetation Control - Chemical	\$1,000.00	\$200.00	\$170.20		
	45 Vegetation Control - Mechanical	\$0.00	\$0.00			
	50 Maintain Access Road	\$0.00	\$0.00			
	55 Clean & Inspect Inlet/Outlet Structures	\$0.00	\$0.00			
	60 Repair Inlet/Outlet Structures	\$0.00	\$0.00			
	65 Clean Storm Sewer Lines	\$0.00	\$0.00			
	70 Storm Sewer Line Repair	\$0.00	\$0.00			
	75 Clean/Flush Culverts & Bridges	\$0.00	\$0.00			
	80 Miscellaneous Work Activities	\$5,000.00	\$1,750.00	\$1,200.36		
	85 Engineering	\$0.00	\$0.00			
	90 Homeless Cleanup	\$35,000.00	\$145,250.00	\$142,620.44		
	TOTALS	\$54,000.00	\$164,650.00	\$159,889.23	97%	

Delays or problem areas:

Work completed during current quarter:

Work to be completed during next quarter:
 Channel Inspection, vegetation control and other work as assigned.

Consultant/
 Contractor: _____
 Project
 Manager: Clint Spencer Phone Number: 702-455-7540

**REGIONAL FLOOD CONTROL DISTRICT
MAINTENANCE WORK PROGRAM
QUARTERLY STATUS REPORT - FY 2020 - 2021**

MWP Facility #: CC 11
 Facility Name: Flamingo Wash North Fork
 MP Facility ID: FLDY 0000-0013
 MP Facility ID: FLLA 0000-0379
 MP Facility ID: FLMN 0000-0075
 MP Facility ID: FLMS 0000
 MP Facility ID: _____
 MP Facility ID: _____

Entity: CLARK COUNTY
 Date Prepared: 8/3/2021
 Quarter: 4th Quarter - Revised

Force Account/ Contract	Activity	Approved Work Plan Amount (\$)	Amended Work Plan Amount (\$)	Expended To Date (\$)	Percent Complete	Scheduled Completion Date
	3 Facility Assessment and Inventory	\$0.00	\$0.00			
	5 Inspect Channels	\$1,000.00	\$350.00	\$212.19		
	6 Inspect Levees, Deten/Debris Basins	\$1,000.00	\$400.00	\$295.47		
	8 Species Survey and Removal	\$0.00	\$0.00			
	10 Clean and Reshape Channels/Levees	\$0.00	\$5,850.00	\$5,827.68		
	15 Repair Lined Channel	\$0.00	\$0.00			
	20 Erosion Control and Repair	\$0.00	\$0.00			
	21 Provide/Maintain Dust Control	\$0.00	\$0.00			
	25 Clean Detention/Debris Basins	\$5,000.00	\$12,250.00	\$8,309.37		
	35 Fence Repair	\$1,500.00	\$1,300.00	\$869.88		
	40 Vegetation Control - Chemical	\$2,500.00	\$0.00			
	45 Vegetation Control - Mechanical	\$0.00	\$0.00			
	50 Maintain Access Road	\$0.00	\$0.00			
	55 Clean & Inspect Inlet/Outlet Structures	\$0.00	\$0.00			
	60 Repair Inlet/Outlet Structures	\$0.00	\$0.00			
	65 Clean Storm Sewer Lines	\$0.00	\$0.00			
	70 Storm Sewer Line Repair	\$0.00	\$0.00			
	75 Clean/Flush Culverts & Bridges	\$0.00	\$0.00			
	80 Miscellaneous Work Activities	\$10,000.00	\$1,900.00	\$1,386.66		
	85 Engineering	\$0.00	\$0.00			
	90 Homeless Cleanup	\$10,000.00	\$9,550.00	\$9,525.00		
	TOTALS	\$31,000.00	\$31,600.00	\$26,426.25	84%	

Delays or problem areas:

Work completed during current quarter:

Work to be completed during next quarter:
 Channel Inspection, vegetation control and other work as assigned.

Consultant/
 Contractor: _____
 Project
 Manager: Clint Spencer Phone Number: 702-455-7540

**REGIONAL FLOOD CONTROL DISTRICT
MAINTENANCE WORK PROGRAM
QUARTERLY STATUS REPORT - FY 2020 - 2021**

MWP Facility #: CC 14
 Facility Name: Laughlin Washes
 MP Facility ID: LUBC 0000-0010, 0324
 MP Facility ID: LUED 0000-0008
 MP Facility ID: LUHS 0000-0242, 0250
 MP Facility ID: LUMA 0023-0060
 MP Facility ID: LUUW 0000-0150
 MP Facility ID: _____

Entity: CLARK COUNTY
 Date Prepared: 8/3/2021
 Quarter: 4th Quarter - Revised

Force Account/ Contract	Activity	Approved Work Plan Amount (\$)	Amended Work Plan Amount (\$)	Expended To Date (\$)	Percent Complete	Scheduled Completion Date
	3 Facility Assessment and Inventory	\$1,000.00	\$0.00			
	5 Inspect Channels	\$1,500.00	\$850.00	\$379.88		
	6 Inspect Levees, Deten/Debris Basins	\$7,000.00	\$3,200.00	\$2,792.66		
	8 Species Survey and Removal	\$0.00	\$0.00			
	10 Clean and Reshape Channels/Levees	\$6,000.00	\$24,550.00	\$16,977.74		
	15 Repair Lined Channel	\$1,000.00	\$0.00			
	20 Erosion Control and Repair	\$0.00	\$0.00			
	21 Provide/Maintain Dust Control	\$0.00	\$0.00			
	25 Clean Detention/Debris Basins	\$10,000.00	\$0.00			
	35 Fence Repair	\$2,000.00	\$0.00			
	40 Vegetation Control - Chemical	\$1,500.00	\$0.00			
	45 Vegetation Control - Mechanical	\$1,500.00	\$0.00			
	50 Maintain Access Road	\$0.00	\$0.00			
	55 Clean & Inspect Inlet/Outlet Structures	\$0.00	\$6,300.00	\$6,281.06		
	60 Repair Inlet/Outlet Structures	\$5,000.00	\$0.00			
	65 Clean Storm Sewer Lines	\$0.00	\$0.00			
	70 Storm Sewer Line Repair	\$0.00	\$0.00			
	75 Clean/Flush Culverts & Bridges	\$0.00	\$0.00			
	80 Miscellaneous Work Activities	\$2,000.00	\$1,950.00	\$1,908.32		
	85 Engineering	\$0.00	\$0.00			
	90 Homeless Cleanup	\$1,000.00	\$0.00			
	TOTALS	\$39,500.00	\$36,850.00	\$28,339.66	77%	

Delays or problem areas:

Work completed during current quarter:

Work to be completed during next quarter:
 Sediment removal from basin area upstream of LUED0008.
 Channel Inspection, vegetation control and other work as assigned.

Consultant/
 Contractor: _____
 Project
 Manager: Clint Spencer Phone Number: 702-455-7540

**REGIONAL FLOOD CONTROL DISTRICT
MAINTENANCE WORK PROGRAM
QUARTERLY STATUS REPORT - FY 2020 - 2021**

MWP Facility #: CC 15
 Facility Name: Moapa Valley
 MP Facility ID: LWAW 0000
 MP Facility ID: GASD 0000-0058
 MP Facility ID: MRLV 0343-0537, 0725
 MP Facility ID: MRLI 0001-0038
 MP Facility ID: _____
 MP Facility ID: _____

Entity: CLARK COUNTY
 Date Prepared: 8/3/2021
 Quarter: 4th Quarter - Revised

Force Account/ Contract	Activity	Approved Work Plan Amount (\$)	Amended Work Plan Amount (\$)	Expended To Date (\$)	Percent Complete	Scheduled Completion Date
	3 Facility Assessment and Inventory	\$0.00	\$0.00			
	5 Inspect Channels	\$2,500.00	\$550.00	\$422.08		
	6 Inspect Levees, Deten/Debris Basins	\$0.00	\$0.00			
	8 Species Survey and Removal	\$0.00	\$0.00			
	10 Clean and Reshape Channels/Levees	\$10,000.00	\$19,750.00	\$17,422.96		
	15 Repair Lined Channel	\$2,000.00	\$0.00			
	20 Erosion Control and Repair	\$10,500.00	\$0.00			
	21 Provide/Maintain Dust Control	\$0.00	\$1,750.00	\$1,708.64		
	25 Clean Detention/Debris Basins	\$2,000.00	\$0.00			
	35 Fence Repair	\$0.00	\$0.00			
	40 Vegetation Control - Chemical	\$2,000.00	\$1,950.00	\$1,928.27		
	45 Vegetation Control - Mechanical	\$1,000.00	\$0.00			
	50 Maintain Access Road	\$0.00	\$550.00	\$507.74		
	55 Clean & Inspect Inlet/Outlet Structures	\$0.00	\$0.00			
	60 Repair Inlet/Outlet Structures	\$0.00	\$0.00			
	65 Clean Storm Sewer Lines	\$0.00	\$0.00			
	70 Storm Sewer Line Repair	\$0.00	\$0.00			
	75 Clean/Flush Culverts & Bridges	\$0.00	\$4,550.00			
	80 Miscellaneous Work Activities	\$10,000.00	\$2,300.00	\$2,279.76		
	85 Engineering	\$0.00	\$0.00			
	90 Homeless Cleanup	\$1,000.00	\$0.00			
	TOTALS	\$41,000.00	\$31,400.00	\$24,269.45	77%	

Delays or problem areas:

Work completed during current quarter:

Work to be completed during next quarter:
 Channel Inspection, vegetation control and other work as assigned.

Consultant/
 Contractor: _____
 Project
 Manager: Clint Spencer Phone Number: 702-455-7540

**REGIONAL FLOOD CONTROL DISTRICT
MAINTENANCE WORK PROGRAM
QUARTERLY STATUS REPORT - FY 2020 - 2021**

MWP Facility #: CC 16
 Facility Name: Blue Diamond Wash
 MP Facility ID: BD02 0000-0109 BD03 0000-0081
 MP Facility ID: BDBE 0000-0134 BDW1 0000-0077
 MP Facility ID: BDW2 0023 BDW3 0000
 MP Facility ID: BDW4 0160-0174
 MP Facility ID: BDWA 0000-0212, 0284-0633
 MP Facility ID: _____

Entity: CLARK COUNTY
 Date Prepared: 8/3/2021
 Quarter: 4th Quarter - Revised

Force Account/ Contract	Activity	Approved Work Plan Amount (\$)	Amended Work Plan Amount (\$)	Expended To Date (\$)	Percent Complete	Scheduled Completion Date
	3 Facility Assessment and Inventory	\$0.00	\$0.00			
	5 Inspect Channels	\$3,500.00	\$800.00	\$718.71		
	6 Inspect Levees, Deten/Debris Basins	\$4,500.00	\$2,050.00	\$1,885.81		
	8 Species Survey and Removal	\$0.00	\$0.00			
	10 Clean and Reshape Channels/Levees	\$10,000.00	\$42,800.00	\$38,845.51		
	15 Repair Lined Channel	\$5,000.00	\$0.00			
	20 Erosion Control and Repair	\$5,000.00	\$0.00			
	21 Provide/Maintain Dust Control	\$0.00	\$13,050.00	\$11,188.79		
	25 Clean Detention/Debris Basins	\$50,000.00	\$51,600.00	\$46,419.18		
	35 Fence Repair	\$2,000.00	\$2,450.00	\$1,997.53		
	40 Vegetation Control - Chemical	\$2,000.00	\$3,200.00	\$2,244.23		
	45 Vegetation Control - Mechanical	\$5,000.00	\$9,700.00	\$9,682.96		
	50 Maintain Access Road	\$0.00	\$0.00			
	55 Clean & Inspect Inlet/Outlet Structures	\$1,000.00	\$0.00			
	60 Repair Inlet/Outlet Structures	\$0.00	\$0.00			
	65 Clean Storm Sewer Lines	\$0.00	\$0.00			
	70 Storm Sewer Line Repair	\$0.00	\$0.00			
	75 Clean/Flush Culverts & Bridges	\$0.00	\$1,300.00			
	80 Miscellaneous Work Activities	\$15,000.00	\$4,000.00	\$3,973.08		
	85 Engineering	\$0.00	\$0.00			
	90 Homeless Cleanup	\$55,000.00	\$12,000.00	\$11,990.19		
	TOTALS	\$158,000.00	\$142,950.00	\$128,945.99	90%	

Delays or problem areas:

Work completed during current quarter:

Work to be completed during next quarter:
 Channel maintenance contract adjacent to beltway.
 Channel Inspection, vegetation control and other work as assigned.

Consultant/
 Contractor: _____
 Project
 Manager: Clint Spencer Phone Number: 702-455-7540

**REGIONAL FLOOD CONTROL DISTRICT
MAINTENANCE WORK PROGRAM
QUARTERLY STATUS REPORT - FY 2020 - 2021**

MWP Facility #: CC 17
 Facility Name: Searchlight
 MP Facility ID: SREA 0000-0065
 MP Facility ID: SRSO 0000-0030
 MP Facility ID: _____
 MP Facility ID: _____
 MP Facility ID: _____
 MP Facility ID: _____

Entity: CLARK COUNTY
 Date Prepared: 8/3/2021
 Quarter: 4th Quarter - Revised

Force Account/ Contract	Activity	Approved Work Plan Amount (\$)	Amended Work Plan Amount (\$)	Expended To Date (\$)	Percent Complete	Scheduled Completion Date
	3 Facility Assessment and Inventory	\$500.00	\$0.00			
	5 Inspect Channels	\$1,000.00	\$600.00	\$507.64		
	6 Inspect Levees, Deten/Debris Basins	\$0.00	\$0.00			
	8 Species Survey and Removal	\$0.00	\$0.00			
	10 Clean and Reshape Channels/Levees	\$0.00	\$0.00			
	15 Repair Lined Channel	\$5,000.00	\$0.00			
	20 Erosion Control and Repair	\$0.00	\$0.00			
	21 Provide/Maintain Dust Control	\$0.00	\$0.00			
	25 Clean Detention/Debris Basins	\$0.00	\$0.00			
	35 Fence Repair	\$0.00	\$0.00			
	40 Vegetation Control - Chemical	\$500.00	\$0.00			
	45 Vegetation Control - Mechanical	\$0.00	\$0.00			
	50 Maintain Access Road	\$0.00	\$0.00			
	55 Clean & Inspect Inlet/Outlet Structures	\$0.00	\$0.00			
	60 Repair Inlet/Outlet Structures	\$0.00	\$0.00			
	65 Clean Storm Sewer Lines	\$0.00	\$0.00			
	70 Storm Sewer Line Repair	\$0.00	\$0.00			
	75 Clean/Flush Culverts & Bridges	\$0.00	\$0.00			
	80 Miscellaneous Work Activities	\$500.00	\$0.00			
	85 Engineering	\$0.00	\$0.00			
	90 Homeless Cleanup	\$1,000.00	\$0.00			
	TOTALS	\$8,500.00	\$600.00	\$507.64	85%	

Delays or problem areas:

Work completed during current quarter:

Work to be completed during next quarter:

Channel Inspection, vegetation control and other work as assigned.

Consultant/
 Contractor: _____
 Project
 Manager: Clint Spencer Phone Number: 702-455-7540

**REGIONAL FLOOD CONTROL DISTRICT
MAINTENANCE WORK PROGRAM
QUARTERLY STATUS REPORT - FY 2020 - 2021**

MWP Facility #: CC 18
 Facility Name: Bunkerville
 MP Facility ID: WIWA 0000-0038
 MP Facility ID: WIJE 0000-0065
 MP Facility ID: _____
 MP Facility ID: _____
 MP Facility ID: _____
 MP Facility ID: _____

Entity: CLARK COUNTY
 Date Prepared: 8/3/2021
 Quarter: 4th Quarter - Revised

Force Account/ Contract	Activity	Approved Work Plan Amount (\$)	Amended Work Plan Amount (\$)	Expended To Date (\$)	Percent Complete	Scheduled Completion Date
	3 Facility Assessment and Inventory	\$0.00	\$0.00			
	5 Inspect Channels	\$1,000.00	\$700.00	\$508.79		
	6 Inspect Levees, Deten/Debris Basins	\$3,000.00	\$2,300.00	\$1,912.11		
	8 Species Survey and Removal	\$0.00	\$0.00			
	10 Clean and Reshape Channels/Levees	\$0.00	\$1,300.00			
	15 Repair Lined Channel	\$0.00	\$0.00			
	20 Erosion Control and Repair	\$0.00	\$0.00			
	21 Provide/Maintain Dust Control	\$0.00	\$1,100.00			
	25 Clean Detention/Debris Basins	\$4,000.00	\$16,550.00	\$13,986.09		
	35 Fence Repair	\$1,000.00	\$600.00	\$512.35		
	40 Vegetation Control - Chemical	\$1,000.00	\$2,500.00			
	45 Vegetation Control - Mechanical	\$0.00	\$0.00			
	50 Maintain Access Road	\$0.00	\$0.00			
	55 Clean & Inspect Inlet/Outlet Structures	\$0.00	\$0.00			
	60 Repair Inlet/Outlet Structures	\$0.00	\$0.00			
	65 Clean Storm Sewer Lines	\$0.00	\$0.00			
	70 Storm Sewer Line Repair	\$0.00	\$0.00			
	75 Clean/Flush Culverts & Bridges	\$0.00	\$1,200.00			
	80 Miscellaneous Work Activities	\$1,000.00	\$0.00			
	85 Engineering	\$0.00	\$0.00			
	90 Homeless Cleanup	\$0.00	\$0.00			
	TOTALS	\$11,000.00	\$26,250.00	\$16,919.34	64%	

Delays or problem areas:

Work completed during current quarter:

Work to be completed during next quarter:
 Channel Inspection, vegetation control and other work as assigned.

Consultant/
 Contractor: _____
 Project
 Manager: Clint Spencer Phone Number: 702-455-7540

**REGIONAL FLOOD CONTROL DISTRICT
MAINTENANCE WORK PROGRAM
QUARTERLY STATUS REPORT - FY 2020 - 2021**

MWP Facility #: CC 19
 Facility Name: Pittman
 MP Facility ID: PTBL 0028-0157
 MP Facility ID: PTDC 0000-0005
 MP Facility ID: PTWA 0477-0738
 MP Facility ID: PTWB 0000-0016
 MP Facility ID: _____
 MP Facility ID: _____

Entity: CLARK COUNTY
 Date Prepared: 8/3/2021
 Quarter: 4th Quarter - Revised

Force Account/ Contract	Activity	Approved Work Plan Amount (\$)	Amended Work Plan Amount (\$)	Expended To Date (\$)	Percent Complete	Scheduled Completion Date
	3 Facility Assessment and Inventory	\$1,000.00	\$0.00			
	5 Inspect Channels	\$3,000.00	\$600.00	\$422.10		
	6 Inspect Levees, Deten/Debris Basins	\$0.00	\$100.00	\$90.50		
	8 Species Survey and Removal	\$0.00	\$0.00			
	10 Clean and Reshape Channels/Levees	\$5,000.00	\$18,550.00	\$18,516.62		
	15 Repair Lined Channel	\$1,000.00	\$0.00			
	20 Erosion Control and Repair	\$0.00	\$0.00			
	21 Provide/Maintain Dust Control	\$0.00	\$50.00	\$43.44		
	25 Clean Detention/Debris Basins	\$0.00	\$0.00			
	35 Fence Repair	\$2,000.00	\$0.00			
	40 Vegetation Control - Chemical	\$2,500.00	\$150.00	\$3,406.02		
	45 Vegetation Control - Mechanical	\$1,000.00	\$4,950.00	\$3,612.66		
	50 Maintain Access Road	\$0.00	\$3,650.00			
	55 Clean & Inspect Inlet/Outlet Structures	\$0.00	\$0.00			
	60 Repair Inlet/Outlet Structures	\$0.00	\$0.00			
	65 Clean Storm Sewer Lines	\$1,500.00	\$0.00			
	70 Storm Sewer Line Repair	\$1,500.00	\$0.00			
	75 Clean/Flush Culverts & Bridges	\$0.00	\$3,800.00			
	80 Miscellaneous Work Activities	\$5,000.00	\$1,050.00	\$1,007.59		
	85 Engineering	\$0.00	\$0.00			
	90 Homeless Cleanup	\$5,000.00	\$15,400.00	\$15,400.00		
	TOTALS	\$28,500.00	\$48,300.00	\$42,498.93	88%	

Delays or problem areas:

Work completed during current quarter:

Work to be completed during next quarter:

Channel Inspection, vegetation control and other work as assigned.

Consultant/
 Contractor: _____
 Project
 Manager: Clint Spencer Phone Number: 702-455-7540

**REGIONAL FLOOD CONTROL DISTRICT
MAINTENANCE WORK PROGRAM
QUARTERLY STATUS REPORT - FY 2020 - 2021**

MWP Facility #: CC 20
 Facility Name: Indian Springs
 MP Facility ID: ISWE 0100-1001
 MP Facility ID: _____
 MP Facility ID: _____
 MP Facility ID: _____
 MP Facility ID: _____

Entity: CLARK COUNTY
 Date Prepared: 8/3/2021
 Quarter: 4th Quarter - Revised

Force Account/ Contract	Activity	Approved Work Plan Amount (\$)	Amended Work Plan Amount (\$)	Expended To Date (\$)	Percent Complete	Scheduled Completion Date
	3 Facility Assessment and Inventory	\$0.00	\$0.00			
	5 Inspect Channels	\$1,000.00	\$0.00			
	6 Inspect Levees, Deten/Debris Basins	\$3,000.00	\$1,150.00	\$1,111.52		
	8 Species Survey and Removal	\$0.00	\$0.00			
	10 Clean and Reshape Channels/Levees	\$0.00	\$0.00			
	15 Repair Lined Channel	\$0.00	\$0.00			
	20 Erosion Control and Repair	\$1,500.00	\$0.00			
	21 Provide/Maintain Dust Control	\$0.00	\$19,350.00	\$19,336.78		
	25 Clean Detention/Debris Basins	\$2,500.00	\$16,850.00	\$16,840.62		
	35 Fence Repair	\$0.00	\$0.00			
	40 Vegetation Control - Chemical	\$0.00	\$2,050.00	\$1,280.71		
	45 Vegetation Control - Mechanical	\$0.00	\$0.00			
	50 Maintain Access Road	\$0.00	\$0.00			
	55 Clean & Inspect Inlet/Outlet Structures	\$0.00	\$0.00			
	60 Repair Inlet/Outlet Structures	\$0.00	\$0.00			
	65 Clean Storm Sewer Lines	\$0.00	\$0.00			
	70 Storm Sewer Line Repair	\$0.00	\$0.00			
	75 Clean/Flush Culverts & Bridges	\$0.00	\$0.00			
	80 Miscellaneous Work Activities	\$1,000.00	\$0.00			
	85 Engineering	\$0.00	\$0.00			
	90 Homeless Cleanup	\$1,500.00	\$0.00			
	TOTALS	\$10,500.00	\$39,400.00	\$38,569.63	98%	

Delays or problem areas:

Work completed during current quarter:

Work to be completed during next quarter:
 Channel Inspection, vegetation control and other work as assigned.

Consultant/
 Contractor: _____
 Project
 Manager: Clint Spencer Phone Number: 702-455-7540

**REGIONAL FLOOD CONTROL DISTRICT
MAINTENANCE WORK PROGRAM
QUARTERLY STATUS REPORT - FY 2020 - 2021**

MWP Facility #: CC 21
 Facility Name: Northern Beltway
 MP Facility ID: EKEA 0056-0338
 MP Facility ID: RCHB 0083, 0101, 0130, 0149, 0151
 MP Facility ID: GOBW 0000-0048
 MP Facility ID: GONO 0117-0335
 MP Facility ID: _____
 MP Facility ID: _____

Entity: CLARK COUNTY
 Date Prepared: 8/3/2021
 Quarter: 4th Quarter - Revised

Force Account/ Contract	Activity	Approved Work Plan Amount (\$)	Amended Work Plan Amount (\$)	Expended To Date (\$)	Percent Complete	Scheduled Completion Date
	3 Facility Assessment and Inventory	\$0.00	\$0.00			
	5 Inspect Channels	\$2,000.00	\$1,350.00	\$1,128.99		
	6 Inspect Levees, Deten/Debris Basins	\$0.00	\$0.00			
	8 Species Survey and Removal	\$0.00	\$0.00			
	10 Clean and Reshape Channels/Levees	\$15,000.00	\$0.00			
	15 Repair Lined Channel	\$2,000.00	\$0.00			
	20 Erosion Control and Repair	\$5,000.00	\$0.00			
	21 Provide/Maintain Dust Control	\$0.00	\$0.00			
	25 Clean Detention/Debris Basins	\$0.00	\$0.00			
	35 Fence Repair	\$3,000.00	\$725.00	\$504.63		
	40 Vegetation Control - Chemical	\$4,000.00	\$2,000.00	\$1,986.80		
	45 Vegetation Control - Mechanical	\$0.00	\$0.00			
	50 Maintain Access Road	\$0.00	\$2,300.00	\$2,256.27		
	55 Clean & Inspect Inlet/Outlet Structures	\$0.00	\$0.00			
	60 Repair Inlet/Outlet Structures	\$0.00	\$0.00			
	65 Clean Storm Sewer Lines	\$0.00	\$0.00			
	70 Storm Sewer Line Repair	\$0.00	\$0.00			
	75 Clean/Flush Culverts & Bridges	\$0.00	\$0.00			
	80 Miscellaneous Work Activities	\$5,000.00	\$1,150.00	\$1,124.63		
	85 Engineering	\$0.00	\$0.00			
	90 Homeless Cleanup	\$5,000.00	\$0.00			
	TOTALS	\$41,000.00	\$7,525.00	\$7,001.32	93%	

Delays or problem areas:

Work completed during current quarter:

Work to be completed during next quarter:
 Channel maintenance contract adjacent to beltway.
 Channel Inspection, vegetation control and other work as assigned.

Consultant/
 Contractor: _____
 Project
 Manager: Clint Spencer Phone Number: 702-455-7540

**REGIONAL FLOOD CONTROL DISTRICT
MAINTENANCE WORK PROGRAM
FY21 4TH QUARTERLY STATUS REPORT & REALLOCATION REQUEST**

MWP Facility#: HN65

Entity: CITY OF HENDERSON

Facility Name: C1 NORTH

Date Prepared: 6/30/2021

MP Facility ID: C1CH 0000-0452, C1CT 0000-0075, C1DC 0000-0303, C1E1 0000-0065, C1EQ 0000-0297, C1FK 0000-0039, 0069-0073, C1GA 0000-0002, C1H1 0000-0003, C1H2 0000-0001, C1HV 0000-0300, C1IT 0273, C1LM 0000-0141, C1RT 0001-0044, LLMW 0000, LLMW 0129, LLMW 0203

Force Account/ Contract	Activity	Approved Work Plan Amount (\$)	Amended Work Plan Amount (\$)	4Q Expenditures (\$)	Total Expenditures (\$)	Percent Complete	Scheduled Completion Date
3	Facility Assessment and Inventory						
5	Inspect Channels	\$812.72	\$812.72		\$812.72	100%	
6	Inspect Levees/Detention and Debris Basins	\$4,560.72	\$4,560.72		\$4,560.72	100%	
8	Species Survey and Removal	\$5,619.31	\$0.00		\$0.00	0%	
10	Clean and Reshape Channels/Levees	\$1,655.70	\$1,655.70		\$1,655.70	100%	
15	Repair Lined Channel	\$357,526.65	\$521,300.91	\$163,774.26	\$521,300.91	100%	
20	Erosion Control and Repair	\$342,216.66	\$334,184.38	\$333,781.72	\$334,184.38	100%	
21	Provide/Maintain Dust Control	\$4,288.32	\$4,288.32		\$4,288.32	100%	
25	Clean Detention/Debris Basins	\$751,149.44	\$751,149.44		\$751,149.44	100%	
35	Fence Repair	\$2,615.48	\$8,509.86	\$5,894.38	\$8,509.86	100%	
40	Vegetation Control - Chemical						
45	Vegetation Control - Mechanical	\$22,799.09	\$22,799.09		\$22,799.09	100%	
50	Maintain Access Road						
55	Clean & Inspect Inlet/Outlet Structures	\$954.20	\$954.20		\$954.20	100%	
60	Repair Inlet/Outlet Structures	\$210.19	\$210.19		\$210.19	100%	
65	Clean Storm Sewer Lines						
70	Storm Sewer Repair						
75	Clean/Flush Culverts & Bridges						
80	Miscellaneous Work Activities	\$1,596.75	\$3,676.29	\$2,079.54	\$3,676.29	100%	
85	Engineering	\$122,120.68	\$120,283.02	\$25,512.34	\$120,283.02	100%	
90	Homeless Encampment Cleanup	\$5,024.08	\$5,024.08		\$5,024.08	100%	
TOTALS		\$1,623,149.99	\$1,779,408.92	\$531,042.24	\$1,779,408.92		Jun-2021

Delays or Problem Areas:

Work completed during prior fiscal year:

Act 15, Act 21, Act 25, Act 50 - East C-1 Detention Basin (C1DC 0302 and C1DC 0303); response to Nevada Division of Water Resources-Dam Safety Engineer's Office requirement of immediate action. Act 8, Act 20, Act 21, Act 25, Act 85 - Northeast C1 Detention Basin; remove sediment and debris from detention basin and repair erosion on embankments. Other expenditures on this facility were for regular maintenance activities.

Work to be completed during current fiscal year:

Act 15 and Act 85 - SNWA Channel (LLMW 0203); repair erosion to lined channel. Act 20 and Act 85 - Lake Mead C-1 Channel Confluence Repair (C1CH 0204 and C1CH 0173); rebuild channel and extend riprap. Other budgeted funding to be expended on this facility for regular maintenance activities.

Consultant/
Contractor:
Project
Manager: Albert J. Jankowiak

(702) 267-3024

**REGIONAL FLOOD CONTROL DISTRICT
MAINTENANCE WORK PROGRAM
FY21 4TH QUARTERLY STATUS REPORT & REALLOCATION REQUEST**

MWP Facility#: HN66

Entity: CITY OF HENDERSON

Facility Name: C1 SOUTH
 C1BH 0000-0302, C1CH 0455-0674, C1CH 0711, C1CH 0742-1138, C1GW 0000-0081, C1U1 0000-0062, C1US 0000-0078

Date Prepared: 6/30/2021

MP Facility ID: 0062, C1US 0000-0078

Force Account/Contract	Activity	Approved Work Plan Amount (\$)	Amended Work Plan Amount (\$)	4Q Expenditures (\$)	Total Expenditures (\$)	Percent Complete	Scheduled Completion Date
3	Facility Assessment and Inventory						
5	Inspect Channels	\$455.99	\$455.99		\$455.99	100%	
6	Inspect Levees/Detention and Debris Basins	\$2,334.61	\$2,334.61		\$2,334.61	100%	
8	Species Survey and Removal						
10	Clean and Reshape Channels/Levees	\$438.57	\$438.57		\$438.57	100%	
15	Repair Lined Channel	\$20,974.32	\$20,974.32		\$20,974.32	100%	
20	Erosion Control and Repair						
21	Provide/Maintain Dust Control						
25	Clean Detention/Debris Basins	\$773,280.45	\$499,889.05	\$502.30	\$2,571.22	1%	
35	Fence Repair	\$12,480.95	\$13,016.06	\$535.11	\$13,016.06	100%	
40	Vegetation Control - Chemical						
45	Vegetation Control - Mechanical	\$889.32	\$889.32		\$889.32	100%	
50	Maintain Access Road						
55	Clean & Inspect Inlet/Outlet Structures						
60	Repair Inlet/Outlet Structures						
65	Clean Storm Sewer Lines						
70	Storm Sewer Repair						
75	Clean/Flush Culverts & Bridges						
80	Miscellaneous Work Activities	\$1,888.52	\$4,118.84	\$2,230.32	\$4,118.84	100%	
85	Engineering	\$96,892.36	\$75,322.09	\$8,429.73	\$75,322.09	100%	
90	Homeless Encampment Cleanup	\$2,986.12	\$7,936.12	\$4,950.00	\$7,936.12	100%	
	TOTALS	\$912,621.21	\$625,374.97	\$16,647.46	\$128,057.14		Jun-2021

Delays or Problem Areas:

Work completed during prior fiscal year:

Expenditures on this facility were for regular maintenance activities.

Work to be completed during current fiscal year:

Act 8, Act 25 and Act 85 - Black Mountain Detention Basin (C1CH 1095) Sediment and Debris Removal. Other budgeted funding to be expended on this facility for regular maintenance activities

Consultant/ Contractor: _____
 Project Manager: Albert J. Jankowiak (702) 267-3024

**REGIONAL FLOOD CONTROL DISTRICT
MAINTENANCE WORK PROGRAM
FY21 4TH QUARTERLY STATUS REPORT & REALLOCATION REQUEST**

MWP Facility#: HN67
 Facility Name: PITTMAN CENTRAL NE
 MP Facility ID: PTBR 0067-0175, PTGA 0000, PTGB 0058-0249, PTPA 0071, 0285, PTVV 0000-0187

Entity: CITY OF HENDERSON
 Date Prepared: 6/30/2021

Force Account/ Contract	Activity	Approved Work Plan Amount (\$)	Amended Work Plan Amount (\$)	4Q Expenditures (\$)	Total Expenditures (\$)	Percent Complete	Scheduled Completion Date
3	Facility Assessment and Inventory						
5	Inspect Channels	\$499.41	\$499.41		\$499.41	100%	
6	Inspect Levees/Detention and Debris Basins	\$1,148.93	\$1,148.93		\$1,148.93	100%	
8	Species Survey and Removal						
10	Clean and Reshape Channels/Levees	\$5,545.89	\$7,221.39	\$1,675.50	\$7,221.39	100%	
15	Repair Lined Channel						
20	Erosion Control and Repair						
21	Provide/Maintain Dust Control						
25	Clean Detention/Debris Basins	\$3,879.24	\$5,602.71	\$1,723.47	\$5,602.71	100%	
35	Fence Repair	\$2,253.73	\$2,253.73		\$2,253.73	100%	
40	Vegetation Control - Chemical						
45	Vegetation Control - Mechanical	\$2,463.01	\$2,463.01		\$2,463.01	100%	
50	Maintain Access Road						
55	Clean & Inspect Inlet/Outlet Structures						
60	Repair Inlet/Outlet Structures						
65	Clean Storm Sewer Lines						
70	Storm Sewer Repair						
75	Clean/Flush Culverts & Bridges	\$2,827.12	\$2,827.12		\$2,827.12	100%	
80	Miscellaneous Work Activities	\$465.92	\$2,545.46	\$2,079.54	\$2,545.46	100%	
85	Engineering	\$6,939.77	\$8,204.75	\$1,264.98	\$8,204.75	100%	
90	Homeless Encampment Cleanup	\$5,180.00	\$11,088.49	\$5,908.49	\$11,088.49	100%	
	TOTALS	\$31,203.02	\$43,855.00	\$12,651.98	\$43,855.00		Jun-2021

Delays or Problem Areas:

Work completed during prior fiscal year:

Expenditures on this facility were for regular maintenance activities.

Work to be completed during current fiscal year:

Budgeted funding to be expended on this facility for regular maintenance activities.

Consultant/
 Contractor: _____
 Project
 Manager: Albert J. Jankowiak (702) 267-3024

**REGIONAL FLOOD CONTROL DISTRICT
MAINTENANCE WORK PROGRAM
FY21 4TH QUARTERLY STATUS REPORT & REALLOCATION REQUEST**

MWP Facility#: HN68
 Facility Name: PITTMAN CENTRAL SE

Entity: CITY OF HENDERSON
 Date Prepared: 6/30/2021

MP Facility ID: PTHR 0000-0210, PTIS 0000-0258, PTPD 0010-0063, PTRR 0000-0135, PTWH 0000-0116

Force Account/ Contract	Activity	Approved Work Plan Amount (\$)	Amended Work Plan Amount (\$)	4Q Expenditures (\$)	Total Expenditures (\$)	Percent Complete	Scheduled Completion Date
3	Facility Assessment and Inventory						
5	Inspect Channels	\$2,044.63	\$2,044.63		\$2,044.63	100%	
6	Inspect Levees/Detention and Debris Basins	\$591.57	\$591.57		\$591.57	100%	
8	Species Survey and Removal						
10	Clean and Reshape Channels/Levees	\$139.70	\$139.70		\$139.70	100%	
15	Repair Lined Channel						
20	Erosion Control and Repair						
21	Provide/Maintain Dust Control		\$1,820.99		\$1,820.99	100%	
25	Clean Detention/Debris Basins	\$6,651.02	\$6,651.02		\$6,651.02	100%	
35	Fence Repair	\$1,507.91	\$2,884.08	\$1,376.17	\$2,884.08	100%	
40	Vegetation Control - Chemical						
45	Vegetation Control - Mechanical	\$8,557.67	\$8,917.92	\$360.25	\$8,917.92	100%	
50	Maintain Access Road						
55	Clean & Inspect Inlet/Outlet Structures						
60	Repair Inlet/Outlet Structures						
65	Clean Storm Sewer Lines						
70	Storm Sewer Repair						
75	Clean/Flush Culverts & Bridges	\$62,669.72	\$62,669.72		\$62,669.72	100%	
80	Miscellaneous Work Activities		\$397.52	\$397.52	\$397.52	100%	
85	Engineering	\$6,148.88	\$7,864.63	\$1,715.75	\$7,864.63	100%	
90	Homeless Encampment Cleanup	\$32,815.30	\$37,837.96	\$7,697.66	\$37,837.96	100%	
TOTALS		\$120,926.40	\$131,819.74	\$11,547.35	\$131,819.74		Jun-2021

Delays or Problem Areas:
 I-515 Channel (PTIS 0068-0102) repair was delayed due to the need for additional engineering analysis prior to construction and engineering analyses is now complete. Recommendation is to process a Master Plan Amendment to show a higher capacity design to the facility and add it to the TYCP.

Work completed during prior fiscal year:

Expenditures on this facility were for regular maintenance activities.

Work to be completed during current fiscal year:

Budgeted funding to be expended on this facility for regular maintenance activities.

Consultant/
 Contractor:
 Project
 Manager: Albert J. Jankowiak (702) 267-3024

**REGIONAL FLOOD CONTROL DISTRICT
MAINTENANCE WORK PROGRAM
FY21 4TH QUARTERLY STATUS REPORT & REALLOCATION REQUEST**

MWP Facility#: HN69 Entity: CITY OF HENDERSON
 Facility Name: PITTMAN CENTRAL NW Date Prepared: 6/30/2021
 DCWA 0646-0670, PTDC 0026-0237, PTPE 0000-0166, PTRW 0000-0170, PTSW 0000-0129,
 MP Facility ID: PTWA 0000-0476, WWDC 0000-0109, WWDC 0147-0170

Force Account/ Contract	Activity	Approved Work Plan Amount (\$)	Amended Work Plan Amount (\$)	4Q Expenditures (\$)	Total Expenditures (\$)	Percent Complete	Scheduled Completion Date
3	Facility Assessment and Inventory						
5	Inspect Channels	\$1,255.39	\$1,255.39		\$1,255.39	100%	
6	Inspect Levees/Detention and Debris Basins	\$853.91	\$1,395.29	\$541.38	\$1,395.29	100%	
8	Species Survey and Removal						
10	Clean and Reshape Channels/Levees	\$179,004.76	\$186,055.98	\$7,051.22	\$186,055.98	100%	
15	Repair Lined Channel		\$359.41	\$359.41	\$359.41	100%	
20	Erosion Control and Repair	\$231,571.89	\$231,571.89		\$231,571.89	100%	
21	Provide/Maintain Dust Control	\$25,071.62	\$25,071.62		\$25,071.62	100%	
25	Clean Detention/Debris Basins	\$2,445.13	\$2,445.13		\$2,445.13	100%	
35	Fence Repair	\$2,453.51	\$20,945.58	\$18,492.07	\$20,945.58	100%	
40	Vegetation Control - Chemical	\$2,547.09	\$3,551.38	\$1,004.29	\$3,551.38	100%	
45	Vegetation Control - Mechanical	\$231,700.92	\$258,402.33	\$24,749.70	\$258,402.33	100%	
50	Maintain Access Road	\$882.87	\$882.87		\$882.87	100%	
55	Clean & Inspect Inlet/Outlet Structures						
60	Repair Inlet/Outlet Structures	\$25,405.92	\$25,405.92		\$25,405.92	100%	
65	Clean Storm Sewer Lines		\$1,172.67		\$1,172.67	100%	
70	Storm Sewer Repair						
75	Clean/Flush Culverts & Bridges	\$1,220.38	\$1,220.38		\$1,220.38	100%	
80	Miscellaneous Work Activities	\$1,828.55	\$1,963.57	\$135.02	\$1,963.57	100%	
85	Engineering	\$43,727.87	\$57,478.73	\$16,011.66	\$57,478.73	100%	
90	Homeless Encampment Cleanup	\$939.81	\$4,280.54	\$3,340.73	\$4,280.54	100%	
TOTALS		\$750,909.62	\$823,458.68	\$71,685.46	\$823,458.68		Jun-2021

Delays or Problem Areas:
 Act 85 - Structural review and recommendations for repair of energy dissipator (PTWA 0080) and prepare plans for repair of unlined embankment along Pittman Wash - Wigwam to Pecos (PTWA 0346). Other projects were prioritized for FY20.

Work completed during prior fiscal year:

Act 15, Act 85 - Construction and repair of culvert headwall at Sandwedge Channel (PTSW0019) and UPRR Slab Repair (PTRW0000). Other expenditures on this facility were for regular maintenance activities.

Work to be completed during current fiscal year:

Act 85 - Structural review and recommendations for repair of energy dissipator (PTWA 0080) and prepare plans for repair of unlined embankment along Pittman Wash - Wigwam to Pecos (PTWA 0346). Other funding to be expended on this facility for regular maintenance activities.

Consultant/
 Contractor: _____
 Project
 Manager: Albert J. Jankowiak (702) 267-3024

**REGIONAL FLOOD CONTROL DISTRICT
MAINTENANCE WORK PROGRAM
FY21 4TH QUARTERLY STATUS REPORT & REALLOCATION REQUEST**

MWP Facility#: HN70
 Facility Name: PITTMAN CENTRAL SW
 MP Facility ID: PTDW 0000-0088, PTFD 0000-0111, PTLM 0000-0078, PTMR 0000-0400, 0480, PTRE 0000-0267, PTST 0000-0170, PTVV 0000-0005

Entity: CITY OF HENDERSON
 Date Prepared: 6/30/2021

Force Account/Contract	Activity	Approved Work Plan Amount (\$)	Amended Work Plan Amount (\$)	4Q Expenditures (\$)	Total Expenditures (\$)	Percent Complete	Scheduled Completion Date
3	Facility Assessment and Inventory						
5	Inspect Channels	\$931.62	\$1,518.11	\$586.49	\$1,518.11	100%	
6	Inspect Levees/Detention and Debris Basins		\$297.24	\$45.12	\$297.24	100%	
8	Species Survey and Removal						
10	Clean and Reshape Channels/Levees		\$629.25	\$629.25	\$629.25	100%	
15	Repair Lined Channel						
20	Erosion Control and Repair						
21	Provide/Maintain Dust Control						
25	Clean Detention/Debris Basins						
35	Fence Repair	\$3,204.04	\$6,558.73	\$3,354.69	\$6,558.73	100%	
40	Vegetation Control - Chemical						
45	Vegetation Control - Mechanical	\$13,909.99	\$24,184.53	\$10,274.54	\$24,184.53	100%	
50	Maintain Access Road						
55	Clean & Inspect Inlet/Outlet Structures						
60	Repair Inlet/Outlet Structures						
65	Clean Storm Sewer Lines						
70	Storm Sewer Repair						
75	Clean/Flush Culverts & Bridges						
80	Miscellaneous Work Activities						
85	Engineering	\$6,795.08	\$9,066.45	\$2,271.37	\$9,066.45	100%	
90	Homeless Encampment Cleanup	\$1,920.09	\$8,025.09	\$6,105.00	\$8,025.09	100%	
TOTALS		\$26,760.82	\$50,279.40	\$23,266.46	\$50,279.40		Jun-2021

Delays or Problem Areas:

Work completed during prior fiscal year:

Expenditures on this facility were for regular maintenance activities.

Work to be completed during current fiscal year:

Budgeted funding to be expended on this facility for regular maintenance activities.

Consultant/
 Contractor: _____
 Project
 Manager: Albert J. Jankowiak (702) 267-3024

**REGIONAL FLOOD CONTROL DISTRICT
MAINTENANCE WORK PROGRAM
FY21 4TH QUARTERLY STATUS REPORT & REALLOCATION REQUEST**

MWP Facility#: HN71
Facility Name: PITTMAN ANTHEM INSPIRADA

Entity: CITY OF HENDERSON
Date Prepared: 6/30/2021

MP Facility ID: PTAD 0000-0070, PTAN 0000-0280, PTAT 0000-0007, PTCR 0000-0036, PTDY 0000, PTEA 0493-0773, PTOG 0000-0016, PTPN 0000-0039, PTRD 0000-0055, PTSA 0000-0091, PTSE 0000-0346, PTSN 0000-0063, PTSS 0000-0012, PTWS 0000-0063

Force Account/ Contract	Activity	Approved Work Plan Amount (\$)	Amended Work Plan Amount (\$)	4Q Expenditures (\$)	Total Expenditures (\$)	Percent Complete	Scheduled Completion Date
	3 Facility Assessment and Inventory						
	5 Inspect Channels	\$136.83	\$404.33	\$404.33	\$404.33	100%	
	6 Inspect Levees/Detention and Debris Basins	\$4,180.65	\$5,185.92	\$202.17	\$5,185.92	100%	
	8 Species Survey and Removal						
	10 Clean and Reshape Channels/Levees	\$13,283.86	\$8,637.02		\$8,637.02	100%	
	15 Repair Lined Channel		\$1,242.66	\$1,242.66	\$1,242.66	100%	
	20 Erosion Control and Repair		\$2,022.42	\$2,022.42	\$2,022.42	100%	
	21 Provide/Maintain Dust Control		\$1,127.19	\$1,127.19	\$1,127.19	100%	
	25 Clean Detention/Debris Basins	\$3,720.20	\$1,052.80	\$1,052.80	\$1,052.80	100%	
	35 Fence Repair	\$4,629.32	\$495.38	\$207.07	\$495.38	100%	
	40 Vegetation Control - Chemical						
	45 Vegetation Control - Mechanical	\$21,342.94	\$7,415.87	\$2,299.98	\$7,415.87	100%	
	50 Maintain Access Road		\$1,489.23	\$1,489.23	\$1,489.23	100%	
	55 Clean & Inspect Inlet/Outlet Structures	\$0.00	\$0.00				
	60 Repair Inlet/Outlet Structures	\$0.00	\$0.00				
	65 Clean Storm Sewer Lines						
	70 Storm Sewer Repair						
	75 Clean/Flush Culverts & Bridges						
	80 Miscellaneous Work Activities	\$14,158.99	\$2,534.45	\$2,534.45	\$2,534.45	100%	
	85 Engineering	\$9,565.07	\$5,980.93	\$1,356.56	\$5,980.93	100%	
	90 Homeless Encampment Cleanup	\$6,722.60	\$0.00		\$0.00	0%	
	TOTALS	\$77,740.46	\$37,588.20	\$13,938.86	\$37,588.20		Jun-2021

Delays or Problem Areas:

Work completed during prior fiscal year:

Expenditures on this facility were for regular maintenance activities.

Work to be completed during current fiscal year:

Budgeted funding to be expended on this facility for regular maintenance activities.

Consultant/
Contractor:
Project
Manager: Albert J. Jankowiak

(702) 267-3024

**REGIONAL FLOOD CONTROL DISTRICT
MAINTENANCE WORK PROGRAM
FY21 4TH QUARTERLY STATUS REPORT & REALLOCATION REQUEST**

MWP Facility#: HN72
 Facility Name: PITTMAN SEVEN HILLS
 MP Facility ID: PTAP 0000-0156, 0191, PTEA 0000-0244, PTEA 0437-0439, PTGV 0000-0073, PTHD 0000-0020, PTPW 0000-0309, PTSH 0011-0084

Entity: CITY OF HENDERSON
 Date Prepared: 6/30/2021

Force Account/ Contract	Activity	Approved Work Plan Amount (\$)	Amended Work Plan Amount (\$)	4Q Expenditures (\$)	Total Expenditures (\$)	Percent Complete	Scheduled Completion Date
3	Facility Assessment and Inventory						
5	Inspect Channels	\$136.83	\$364.04	\$227.21	\$364.04	100%	
6	Inspect Levees/Detention and Debris Basins	\$4,180.65	\$4,544.18	\$363.53	\$4,544.18	100%	
8	Species Survey and Removal						
10	Clean and Reshape Channels/Levees	\$13,283.86	\$13,283.86		\$13,283.86	100%	
15	Repair Lined Channel						
20	Erosion Control and Repair						
21	Provide/Maintain Dust Control						
25	Clean Detention/Debris Basins	\$3,720.20	\$3,720.20		\$3,720.20	100%	
35	Fence Repair	\$4,629.32	\$4,918.42	\$289.10	\$4,918.42	100%	
40	Vegetation Control - Chemical			\$97.76	\$97.76	100%	
45	Vegetation Control - Mechanical	\$21,342.94	\$22,795.40	\$1,452.46	\$22,795.40	100%	
50	Maintain Access Road						
55	Clean & Inspect Inlet/Outlet Structures						
60	Repair Inlet/Outlet Structures						
65	Clean Storm Sewer Lines						
70	Storm Sewer Repair						
75	Clean/Flush Culverts & Bridges						
80	Miscellaneous Work Activities	\$14,158.99	\$14,267.41	\$108.42	\$14,267.41	100%	
85	Engineering	\$25,619.07	\$67,394.40	\$57,829.33	\$67,394.40	100%	
90	Homeless Encampment Cleanup	\$6,722.60	\$10,022.60	\$3,300.00	\$10,022.60	100%	
TOTALS		\$93,794.46	\$141,408.27	\$63,667.81	\$141,408.27		Jun-2021

Delays or Problem Areas:

Work completed during prior fiscal year:

Expenditures on this facility were for regular maintenance activities.

Work to be completed during current fiscal year:

Budgeted funding to be expended on this facility for regular maintenance activities.

Consultant/
 Contractor:
 Project
 Manager: Albert J. Jankowiak (702) 267-3024

05

**REGIONAL FLOOD CONTROL DISTRICT
MAINTENANCE WORK PROGRAM
FY21 4TH QUARTERLY STATUS REPORT & REALLOCATION REQUEST**

MWP Facility#: HN73
 Facility Name: PITTMAN WEST HENDERSON

Entity: CITY OF HENDERSON
 Date Prepared: 6/30/2021

MP Facility ID: DCLA 0035, DCN1 0000, PTBE 0000-0177, PTGL 0000, PTN2 0000-0251, PTN3 0000, PTN5 0000, PTN6 0000, PTN7 0001, PTN8 0000-0039, PTN9 0000-0027, PTNO 0139-0195, PTSD 0231, PTSO 0042, 0104-0153, PTWA 0815-0983

Force Account/ Contract	Activity	Approved Work Plan Amount (\$)	Amended Work Plan Amount (\$)	4Q Expenditures (\$)	Total Expenditures (\$)	Percent Complete	Scheduled Completion Date
3	Facility Assessment and Inventory						
5	Inspect Channels	\$863.59	\$1,110.70	\$247.11	\$1,110.70	100%	
6	Inspect Levees/Detention and Debris Basins	\$91.22	\$181.07	\$89.85	\$181.07	100%	
8	Species Survey and Removal						
10	Clean and Reshape Channels/Levees						
15	Repair Lined Channel						
20	Erosion Control and Repair						
21	Provide/Maintain Dust Control						
25	Clean Detention/Debris Basins		\$2,160.44	\$2,160.44	\$2,160.44	100%	
35	Fence Repair	\$5,548.46	\$5,548.46		\$5,548.46	100%	
40	Vegetation Control - Chemical						
45	Vegetation Control - Mechanical						
50	Maintain Access Road						
55	Clean & Inspect Inlet/Outlet Structures						
60	Repair Inlet/Outlet Structures						
65	Clean Storm Sewer Lines						
70	Storm Sewer Repair						
75	Clean/Flush Culverts & Bridges						
80	Miscellaneous Work Activities	\$906.90	\$906.90		\$906.90	100%	
85	Engineering	\$5,432.69	\$6,848.09	\$1,415.40	\$6,848.09	100%	
90	Homeless Encampment Cleanup	\$1,882.16	\$1,882.16		\$1,882.16	100%	
	TOTALS	\$14,725.02	\$18,637.82	\$3,912.80	\$18,637.82		Jun-2021

Delays or Problem Areas:

Work completed during prior fiscal year:

Expenditures on this facility were for regular maintenance activities.

Work to be completed during current fiscal year:

Budgeted funding to be expended on this facility for regular maintenance activities.

Consultant/
 Contractor:
 Project
 Manager: Albert J. Jankowiak (702) 267-3024

**REGIONAL FLOOD CONTROL DISTRICT
MAINTENANCE WORK PROGRAM
FOURTH QUARTER - FY 2020-2021**

MWP Facility #: LV51
 Facility Name: Cedar Avenue Channel/Nellis System
 MP Facility ID: CACH 0000 - 0148,
CABZ 0000 - 0010, CACN 0000 - 0049,
LVBZ 0166 - 0223

Entity: City of Las Vegas
 Date Prepared: 7/28/2021

Force Account/Contract	Activity	Work Plan Amount (\$)	Amended Work Plan Amount (\$)	Expended To Date (\$)	Percent Complete	Scheduled Completion Date *
FA 03	Facility Assessment and Inventory	\$5,000.00				Jun-21
FA 05	Inspect Channels	\$1,000.00				Jun-21
	06 Inspect Levees/Detention and Debris Basins					
	08 Species Survey and Removal	\$5,000.00				Jun-21
FA 10	Clean and Reshape Channels/Levees	\$15,000.00				Jun-21
FA 15	Repair Lined Channel	\$5,000.00				Jun-21
	20 Erosion Control and Repair	\$10,000.00				Jun-21
	21 Provide/Maintain Dust Control					
	25 Clean Detention Debris Basins					
	35 Fence Repair	\$10,000.00				Jun-21
	40 Vegetation Control - Chemical	\$5,000.00				Jun-21
	45 Vegetation Control - Mechanical	\$10,000.00				Jun-21
	50 Maintain Access Road					
FA 55	Clean & Inspect Inlet/Outlet Structures	\$10,000.00				Jun-21
	60 Repair Inlet/Outlet Structures					
FA 65	Clean Storm Sewer Lines	\$2,000.00				Jun-21
FA 70	Storm Sewer Repair	\$1,000.00				Jun-21
FA 75	Clean/Flush Culverts & Bridges	\$2,000.00				Jun-21
FA 80	Miscellaneous Work Activities	\$13,000.00				Jun-21
FA 85	Engineering	\$1,000.00	\$2,500.00	\$2,195.38		Jun-21
FA 90	Homeless Encampment Cleanup	\$5,000.00				Jun-21
TOTALS		\$100,000.00	\$2,500.00	\$2,195.38	87.8%	

Delays or Problem Areas:

Work completed during prior Fiscal Year:

Cleaned Cedar Avenue channel twice a year (CACH 0000-0148) and graffiti removal. Routine maintenance work activities

Work completed during current Fiscal Year:

Routine maintenance work activities.

Consultant/Contractor: N/A

Project

Manager: Oh Sang Kwon, P.E./Matthew Meyer, P.E. Phone Number: 702-229-6541

**REGIONAL FLOOD CONTROL DISTRICT
MAINTENANCE WORK PROGRAM
FOURTH QUARTER - FY 2020-2021**

MWP Facility #: LV52
 Facility Name: Gowan/Angel Pk/Lone Mtn System
 MP Facility ID: GONO 0000 - 0110, GOSO 0000 - 0462, GODU 0000 - 0050, GOL5 0000-0032
GOOF 0427 - 0775, GOCR 0180 - 0201, GOLB 0000 - 0030, GOL3 0000-0214
GOLM 0000 - 0277, GOBU 0000 - 0136, GOBW 0051-0310, GOBX 0000-0009
APDG 0000 - 0060, APOF 0000 - 0124, APPI 0000 - 0056, GOTE 0000, GOB3 0000
GO02 0000 - 0257, APNO 0015, APNO 0012, GOLO 0152-0332, APNO 0001-0004
APSP 0000 - 0183, APBE 0000 - 0122, APSO 0000, APSO 0020, GOBE 0000-0139
APSO 0204, APSO 0254, APSO 0255, APSO 0345, APMD 0027, APD2 0000 - 0002
APMD 0132, APMD 0190 - 0258, GOL2 0000 - 0014, APD3 0000 - 0021, GOWC 0000, APCB 0000-0080
GOL4 0000 - 0026, APFH 0000 - 0089, APM5 0000-0047, APM5 0047, APAD 0000 - 0225

Entity: City of Las Vegas
 Date Prepared: 7/28/2021

Force Account/Contract	Activity	Work Plan Amount (\$)	Amended Work Plan Amount (\$)	Expended To Date (\$)	Percent Complete	Scheduled Completion Date *
FA 03	Facility Assessment and Inventory	\$5,000.00				Jun-21
FA 05	Inspect Channels	\$6,000.00				Jun-21
FA 06	Inspect Levees/Detention and Debris Basins	\$5,000.00				Jun-21
FA 08	Species Survey and Removal	\$5,000.00				Jun-21
	10 Clean and Reshape Channels/Levees	\$12,000.00				Jun-21
FA 15	Repair Lined Channel	\$500,000.00	\$4,300.00	\$4,290.00		Jun-21
FA 20	Erosion Control and Repair	\$20,000.00				Jun-21
FA 21	Provide/Maintain Dust Control	\$5,000.00				Jun-21
FA 25	Clean Detention Debris Basins	\$40,000.00	\$565,900.00	\$565,889.02		Jun-21
FA 35	Fence Repair	\$30,000.00				Jun-21
	40 Vegetation Control - Chemical	\$2,000.00				Jun-21
FA 45	Vegetation Control - Mechanical	\$10,000.00				Jun-21
	50 Maintain Access Road	\$5,000.00				Jun-21
FA 55	Clean & Inspect Inlet/Outlet Structures	\$20,000.00				Jun-21
FA 60	Repair Inlet/Outlet Structures	\$20,000.00	\$31,600.00	\$31,362.20		Jun-21
	65 Clean Storm Sewer Lines	\$10,000.00				Jun-21
FA 70	Storm Sewer Repair	\$20,000.00				Jun-21
FA 75	Clean/Flush Culverts & Bridges	\$50,000.00				Jun-21
FA 80	Miscellaneous Work Activities	\$10,000.00	\$11,400.00	\$11,316.25		Jun-21
FA 85	Engineering	\$30,000.00	\$106,800.00	\$106,750.24		Jun-21
FA 90	Homeless Encampment Cleanup	\$10,000.00				Jun-21
TOTALS		\$815,000.00	\$720,000.00	\$719,607.71	99.9%	

Delays or Problem Areas:

Work completed during prior Fiscal Year:

Graffiti and trash removed. Constructed maintenance access road to Gowan South and North DB outfalls. Vegetation control and sediment removed throughout the detention basins. Routine maintenance work.

Work completed during current Fiscal Year:

Repair section of damaged concrete channel (GOBI:0001). Re-grout and replace joint seals along Cheyenne Channel. Graffiti and trash removal. Vegetation control and sediment removal throughout the detention basins. Routine maintenance work activities.

Consultant/Contractor: N/A
 Project Manager: Oh Sang Kwon, P.E./Matthew Meyer, P.E. Phone Number: 702-229-6541

**REGIONAL FLOOD CONTROL DISTRICT
MAINTENANCE WORK PROGRAM
FOURTH QUARTER - FY 2020-2021**

MWP Facility #: LV53
 Facility Name: Lake Mead/Smoke Ranch/Washington System
 MP Facility ID: LVLM 0336 - 0525, LVSR 0312 - 0525,
LV15 0284 - 0474, LVOW 0000 - 0355,
LVRA 0000 - 0066, LVPK 0000 - 0130

Entity: City of Las Vegas
 Date Prepared: 7/28/2021

Force Account/Contract	Activity	Work Plan Amount (\$)	Amended Work Plan Amount (\$)	Expended To Date (\$)	Percent Complete	Scheduled Completion Date *
FA 03	Facility Assessment and Inventory	\$5,000.00				Jun-21
FA 05	Inspect Channels	\$10,000.00				Jun-21
	06 Inspect Levees/Detention and Debris Basins					
	08 Species Survey and Removal					
FA 10	Clean and Reshape Channels/Levees	\$2,500.00				Jun-21
FA 15	Repair Lined Channel	\$3,500.00	\$5,200.00	\$5,120.00		Jun-21
	20 Erosion Control and Repair					
	21 Provide/Maintain Dust Control					
	25 Clean Detention Debris Basins					
FA 35	Fence Repair	\$2,000.00	\$66,500.00	\$66,412.30		Jun-21
	40 Vegetation Control - Chemical					
	45 Vegetation Control - Mechanical		\$400.00	\$208.98		
	50 Maintain Access Road					
FA 55	Clean & Inspect Inlet/Outlet Structures	\$16,000.00				Jun-21
FA 60	Repair Inlet/Outlet Structures	\$5,000.00				Jun-21
FA 65	Clean Storm Sewer Lines	\$2,500.00				Jun-21
FA 70	Storm Sewer Repair	\$28,000.00				Jun-21
	75 Clean/Flush Culverts & Bridges	\$15,000.00				Jun-21
FA 80	Miscellaneous Work Activities	\$2,500.00	\$700.00	\$687.77		Jun-21
FA 85	Engineering	\$3,000.00	\$58,000.00	\$57,780.89		Jun-21
FA 90	Homeless Encampment Cleanup	\$5,000.00	\$700.00	\$640.00		Jun-21
TOTALS		\$100,000.00	\$131,500.00	\$130,849.94	99.5%	

Delays or Problem Areas:

Work completed during prior Fiscal Year:
 Removed debris and cleaned drop inlets. Routine maintenance work activities.

Work completed during current Fiscal Year:
 Remove debris, clean drop inlets, and repair any damages. Routine maintenance work activities.

Consultant/Contractor: N/A
 Project Manager: Oh Sang kwon, P.E./Matthew Meyer, P.E. Phone Number: 702-229-6541

**REGIONAL FLOOD CONTROL DISTRICT
MAINTENANCE WORK PROGRAM
FOURTH QUARTER - FY 2020-2021**

MWP Facility #: LV54
 Facility Name: Las Vegas Wash System
 MP Facility ID: LVMD 1069 - 1354

Entity: City of Las Vegas
 Date Prepared: 7/28/2021

Force Account/Contract	Activity	Work Plan Amount (\$)	Amended Work Plan Amount (\$)	Expended To Date (\$)	Percent Complete	Scheduled Completion Date *
FA 03	Facility Assessment and Inventory	\$10,000.00				Jun-21
FA 05	Inspect Channels	\$20,000.00				Jun-21
	06 Inspect Levees/Detention and Debris Basins					
FA 08	Species Survey and Removal	\$15,000.00				Jun-21
FA 10	Clean and Reshape Channels/Levees	\$85,000.00	\$36,800.00	\$36,731.33		Jun-21
FA 15	Repair Lined Channel	\$300,000.00	\$217,000.00	\$216,085.69		Jun-21
	20 Erosion Control and Repair	\$5,000.00	\$760,000.00	\$759,925.57		Jun-21
	21 Provide/Maintain Dust Control					
	25 Clean Detention Debris Basins					
FA 35	Fence Repair	\$20,000.00	\$5,200.00	\$5,124.27		Jun-21
	40 Vegetation Control - Chemical					
FA 45	Vegetation Control - Mechanical	\$173,000.00	\$167,500.00	\$167,200.00		Jun-21
	50 Maintain Access Road	\$2,000.00				Jun-21
	55 Clean & Inspect Inlet/Outlet Structures					
	60 Repair Inlet/Outlet Structures		\$27,500.00	\$27,269.00		
	65 Clean Storm Sewer Lines					
FA 70	Storm Sewer Repair	\$5,000.00				Jun-21
FA 75	Clean/Flush Culverts & Bridges	\$5,000.00				Jun-21
FA 80	Miscellaneous Work Activities	\$10,000.00	\$1,000.00	\$953.10		Jun-21
FA 85	Engineering	\$30,000.00	\$149,000.00	\$148,140.50		Jun-21
FA 90	Homeless Encampment Cleanup	\$20,000.00				Jun-21
TOTALS		\$700,000.00	\$1,364,000.00	\$1,361,429.46	99.8%	

Delays or Problem Areas:

Work completed during prior Fiscal Year:

Bi-annual vegetation control and erosion control along the Las Vegas Wash. Cleaned homeless encampment. Removed sediments and trash.

Work completed during current Fiscal Year:

Address standing water at the Bonanza system Outlet. Reset Riprap along the wash from Bonanza to Washington. Repair damaged gabion met. Provide bi-annual vegetation control. Continue with the sediment removal. Routine maintenance work activities.

Consultant/Contractor: N/A

Project Manager: Oh Sang Kwon, P.E./Matthew Meyer, P.E. Phone Number: 702-229-6541

**REGIONAL FLOOD CONTROL DISTRICT
MAINTENANCE WORK PROGRAM
FOURTH QUARTER - FY 2020-2021**

MWP Facility #: LV55
 Facility Name: Meadows/Oakey System
 MP Facility ID: LCME 0000 - 0085, MECH 0108 - 0420,
MEAL 0000 - 0258, MEPA 0000 - 0025, MEOK 0000 - 0217

Entity: City of Las Vegas
 Date Prepared: 7/28/2021

Force Account/Contract	Activity	Work Plan Amount (\$)	Amended Work Plan Amount (\$)	Expended To Date (\$)	Percent Complete	Scheduled Completion Date *
FA 03	Facility Assessment and Inventory	\$10,000.00				Jun-21
05	Inspect Channels	\$1,000.00				Jun-21
06	Inspect Levees/Detention and Debris Basins	\$1,000.00				Jun-21
08	Species Survey and Removal	\$2,000.00				Jun-21
FA 10	Clean and Reshape Channels/Levees	\$10,000.00				Jun-21
FA 15	Repair Lined Channel	\$6,000.00				Jun-21
20	Erosion Control and Repair	\$7,500.00				Jun-21
21	Provide/Maintain Dust Control					
FA 25	Clean Detention Debris Basins	\$10,000.00				Jun-21
35	Fence Repair	\$2,000.00	\$10,700.00	\$10,665.00		Jun-21
40	Vegetation Control - Chemical	\$2,000.00				Jun-21
45	Vegetation Control - Mechanical	\$5,000.00				Jun-21
FA 50	Maintain Access Road	\$5,000.00				Jun-21
FA 55	Clean & Inspect Inlet/Outlet Structures	\$8,000.00	\$1,340.00	\$1,339.75		Jun-21
FA 60	Repair Inlet/Outlet Structures	\$8,000.00	\$22,300.00	\$22,299.27		Jun-21
65	Clean Storm Sewer Lines	\$2,000.00				Jun-21
FA 70	Storm Sewer Repair	\$7,500.00				Jun-21
FA 75	Clean/Flush Culverts & Bridges	\$1,000.00				Jun-21
FA 80	Miscellaneous Work Activities	\$2,000.00	\$1,550.00	\$1,538.75		Jun-21
FA 85	Engineering	\$5,000.00	\$12,450.00	\$12,247.79		Jun-21
FA 90	Homeless Encampment Cleanup	\$5,000.00				Jun-21
TOTALS		\$100,000.00	\$48,340.00	\$48,090.56	99.5%	

Delays or Problem Areas:

Work completed during prior Fiscal Year:

Removed sediment and Vegetation control from Oakey DB and Meadows DB. Routine maintenance work activities.

Work completed during current Fiscal Year:

Continue to repair and clean storm drain facilities. Remove sediment and vegetation from the detention basins. Repair embankment erosions in the detention basins. Routine maintenance work activities.

Consultant/Contractor: N/A
 Project
 Manager: Oh Sang Kwon, P.E./Matthew Meyer, P.E. Phone Number: 702-229-6541

**REGIONAL FLOOD CONTROL DISTRICT
MAINTENANCE WORK PROGRAM
FOURTH QUARTER - FY 2020-2021**

MWP Facility #: LV56
 Facility Name: Washington Ave/Las Vegas Creek System
 MP Facility ID: LCLT 0000 - 0034, WAPR 0000 - 0132, FWRR 0000-0010
FWUP 0000 - 0100, LVWH 0086 - 0484, FWR2 0000-0020
FW15 0000 - 0301, FWOK 0000 - 0100, FWWL 0000,
FWCH 0000 - 0060, FWSH 0000, LCCH 0513 - 0543,
LCLO 0000 - 0054, WAGC 0000 - 0060, CHRA 0000 - 0014

Entity: City of Las Vegas
 Date Prepared 7/28/2021

Force Account/Contract	Activity	Work Plan Amount (\$)	Amended Work Plan Amount (\$)	Expended To Date (\$)	Percent Complete	Scheduled Completion Date *
FA 03	Facility Assessment and Inventory	\$10,000.00				Jun-21
FA 05	Inspect Channels	\$10,000.00				Jun-21
06	Inspect Levees/Detention and Debris Basins	\$2,000.00				Jun-21
08	Species Survey and Removal					
FA 10	Clean and Reshape Channels/Levees	\$57,500.00				Jun-21
FA 15	Repair Lined Channel	\$50,000.00				Jun-21
20	Erosion Control and Repair	\$5,000.00				Jun-21
21	Provide/Maintain Dust Control					
25	Clean Detention Debris Basins	\$10,000.00	\$2,700.00	\$2,700.00		Jun-21
35	Fence Repair	\$5,000.00	\$300.00	\$251.94		Jun-21
40	Vegetation Control - Chemical	\$2,000.00				Jun-21
45	Vegetation Control - Mechanical	\$2,000.00				Jun-21
50	Maintain Access Road	\$1,000.00	\$18,000.00	\$17,897.28		Jun-21
FA 55	Clean & Inspect Inlet/Outlet Structures	\$40,000.00				Jun-21
FA 60	Repair Inlet/Outlet Structures	\$60,000.00				Jun-21
FA 65	Clean Storm Sewer Lines	\$10,000.00				Jun-21
FA 70	Storm Sewer Repair	\$7,500.00				Jun-21
FA 75	Clean/Flush Culverts & Bridges	\$25,000.00				Jun-21
FA 80	Miscellaneous Work Activities	\$5,000.00	\$1,000.00	\$607.50		Jun-21
FA 85	Engineering	\$8,000.00	\$11,000.00	\$10,725.65		Jun-21
FA 90	Homeless Encampment Cleanup	\$75,000.00	\$2,000.00	\$1,855.81		Jun-21
TOTALS		\$385,000.00	\$35,000.00	\$34,038.18	97.3%	

Delays or Problem Areas:

Work completed during prior Fiscal Year:

Removed and cleared vegetation from the Rainbow Detention Basins. Removed sediments and cleared vegetation from the Freeway Channel openings along I-15 and Veterans Memorial Drive. Routine maintenance work activities.

Work completed during current Fiscal Year:

Install trash racks on LCCH0518, FW150214 and FWR20000 to deter homeless encampment. Remove sediments and clear vegetation from the Freeway Channel openings along I-15 and Veterans Memorial Drive. Clean Las Vegas Creek Channel. Homeless encampment cleanup. Routine maintenance work activities.

Consultant/Contractor: N/A
 Project
 Manager: Oh Sang Kwon, P.E./Matthew Meyer, P.E. Phone Number: 702-229-6541

**REGIONAL FLOOD CONTROL DISTRICT
MAINTENANCE WORK PROGRAM
FOURTH QUARTER - FY 2020-2021**

MWP Facility #: LV57
 Facility Name: US95/OuterBeltway/Ann Road System
 MP Facility ID: RCH0 0000 - 0071, ANWE 0127 - 0385, CNWE 0020-0314
RCHB 0171 - 0295, RCHB 0120, RCHB 0000-0075, RCBC 0000-0140
EKDB 0000 - 0070, GOAN 0000 - 0061, GOAN 0065-0127
CNGT 0000 - 0247, CNKC 0000 - 0050, LVMD 2324 - 2789
EKIU 0003 - 0023, BCIIU 0000 - 0054, ANRB 0000-0050
MSNV 0000, LVMJ 0000-0100, LVDE 0000-0027, MOHU 0167-0180
CN95 0000 - 0333, EKBU 0000, LVMD 3313-3316, MOIR 0085-0099
RACO 0000-0064, BRDB 0000-0058, TSDB 0000-0012, MOLC 0149

Entity: City of Las Vegas
 Date Prepared: 7/28/2021

Force Account/Contract	Activity	Work Plan Amount (\$)	Amended Work Plan Amount (\$)	Expended To Date (\$)	Percent Complete	Scheduled Completion Date
FA 03	Facility Assessment and Inventory	\$10,000.00				Jun-21
05	Inspect Channels	\$5,000.00				Jun-21
06	Inspect Levees/Detention and Debris Basins	\$5,000.00				Jun-21
08	Species Survey and Removal	\$2,000.00				Jun-21
10	Clean and Reshape Channels/Levees	\$5,000.00				Jun-21
FA 15	Repair Lined Channel	\$50,000.00				Jun-21
FA 20	Erosion Control and Repair	\$105,000.00				Jun-21
FA 21	Provide/Maintain Dust Control	\$50,000.00				Jun-21
FA 25	Clean Detention Debris Basins	\$470,000.00	\$633,660.00	\$632,464.79		Jun-21
FA 35	Fence Repair	\$20,000.00				Jun-21
40	Vegetation Control - Chemical	\$5,000.00				Jun-21
45	Vegetation Control - Mechanical	\$5,000.00	\$10,000.00	\$7,200.00		Jun-21
FA 50	Maintain Access Road	\$50,000.00	\$90,000.00	\$89,157.83		Jun-21
FA 55	Clean & Inspect Inlet/Outlet Structures	\$40,000.00				Jun-21
FA 60	Repair Inlet/Outlet Structures	\$100,000.00	\$75,000.00	\$73,970.60		Jun-21
FA 65	Clean Storm Sewer Lines	\$20,000.00				Jun-21
FA 70	Storm Sewer Repair	\$20,000.00				Jun-21
FA 75	Clean/Flush Culverts & Bridges	\$10,000.00				Jun-21
FA 80	Miscellaneous Work Activities	\$10,000.00	\$10,000.00	\$8,020.00		Jun-21
FA 85	Engineering	\$8,000.00	\$80,000.00	\$79,087.19		Jun-21
FA 90	Homeless Encampment Cleanup	\$10,000.00				Jun-21
TOTALS		\$1,000,000.00	\$898,660.00	\$889,900.41	99.0%	

Delays or Problem Areas:

Work completed during prior Fiscal Year:

Removed debris, sediment, and vegetation control in various detention basins. Installed new monitoring station to Kyle Canyon DB. Routine maintenance work activities.

Work completed during current Fiscal Year:

Sediment and vegetation removal from the detention basins. Secure access to Kyle Canyon DB. Add access block and chain to Skye Canyon DB1. Routine maintenance work activities.

Consultant/Contractor: N/A
 Project
 Manager: Oh Sang Kwon, P.E./Matthew Meyer, P.E. Phone Number: 702-229-6541

REGIONAL FLOOD CONTROL DISTRICT
 MAINTENANCE WORK PROGRAM
 QUARTERLY STATUS REPORT - FY 2020-2021

MWP Facility #: ME01
 Facility Name: Mesquite Town Wash
 MP Facility ID: TOWA 0000-0201

Entity: City of Mesquite
 Date Prepared: 07.29.21
 Quarter: 4th Qrt Apr/May/Jun 21

Force Account/ Contract	Activity	Approved Work Plan Amount (\$)	Amended Work Plan Amount (\$)	Expended To Date (\$)	Percent Complete	Scheduled Completion Date
	03 Facility Assessment and Inventory					
	05 Inspect Channels	\$ 300.00	\$ 359.20	\$ 359.20		
	06 Inspect Levees/Detention and Debris Basins					
	08 Species Survey and Removal					
	10 Clean and Reshape Channels/Levees	\$ 6,900.00	\$ 10,180.00	\$ 10,180.00		
	15 Repair Lined Channel	\$ 3,000.00	\$ 8,500.00	\$ 8,500.00		
	20 Erosion Control and Repair					
	21 Provide/Maintain Dust Control					
	25 Clean Detention Debris Basins					
	35 Fence Repair					
	40 Vegetation Control - Chemical	\$ 3,800.00	\$ 4,843.33	\$ 4,843.33		
	45 Vegetation Control - Mechanical	\$ 2,000.00	\$ 3,392.72	\$ 3,392.72		
	50 Maintain Access Road					
	55 Clean & Inspect Inlet/Outlet Structures					
	60 Repair Inlet/Outlet Structures					
	65 Clean Storm Sewer Lines					
	70 Storm Sewer Repair					
	75 Clean/Flush Culverts & Bridges					
	80 Miscellaneous Work Activities	\$ 3,000.00	\$ 6,732.17	\$ 6,732.17		
	85 Engineering					
	90 Homeless Encampment Cleanup					
	TOTALS	\$19,000.00	\$34,007.42	\$34,007.42	100%	30-Jun-21

Delays or problem areas:

Work completed during current quarter:

Work to be completed during next quarter:

Consultant/ Contractor: N/A
 Project Manager: *Travis H. Anderson*
 Phone Number: 702-346-5237
 Travis H. Anderson P.E - PW Director

REGIONAL FLOOD CONTROL DISTRICT
 MAINTENANCE WORK PROGRAM
 QUARTERLY STATUS REPORT - FY 2020-2021

MWP Facility #: ME02
 Facility Name: Abbott Wash Channel
 MP Facility ID: ABWA 0000-0233

Entity: City of Mesquite
 Date Prepared: 07.29.21
 Quarter: 4th Qrt Apr/May/June 21

Force Account/Contract	Activity	Approved Work Plan Amount (\$)	Amended Work Plan Amount (\$)	Expended To Date (\$)	Percent Complete	Scheduled Completion Date
	03 Facility Assessment and Inventory					
	05 Inspect Channels	\$ 300.00	\$ 359.20	\$ 359.20		
	06 Inspect Levees/Detention and Debris Basins					
	08 Species Survey and Removal					
	10 Clean and Reshape Channels/Levees	\$ 3,000.00	\$ 3,951.84	\$ 3,951.84		
	15 Repair Lined Channel					
	20 Erosion Control and Repair	\$ 3,000.00	\$ 294.52	\$ 294.52		
	21 Provide/Maintain Dust Control	\$ 2,000.00	\$ 2,596.32	\$ 2,596.32		
	25 Clean Detention Debris Basins					
	35 Fence Repair					
	40 Vegetation Control - Chemical	\$ 2,500.00	\$ 4,843.33	\$ 4,843.33		
	45 Vegetation Control - Mechanical	\$ 1,000.00	\$ 1,933.60	\$ 1,933.60		
	50 Maintain Access Road					
	55 Clean & Inspect Inlet/Outlet Structures					
	60 Repair Inlet/Outlet Structures					
	65 Clean Storm Sewer Lines					
	70 Storm Sewer Repair					
	75 Clean/Flush Culverts & Bridges	\$ 500.00	\$ -	\$ -		
	80 Miscellaneous Work Activities	\$ 2,000.00	\$ 4,662.69	\$ 4,662.69		
	85 Engineering					
	90 Homeless Encampment Cleanup					
	TOTALS	\$14,300.00	\$18,641.50	\$18,641.50	100%	30-Jun-21

Delays or problem areas:

Work completed during current quarter:

Work to be completed during next quarter:

Consultant/ Contractor: N/A
 Project Manager: *Travis H. Anderson*
 Travis H. Anderson P.E - PW Director
 Phone Number: 702.346.5237

MP Facility #: ME04
 Facility Name: Town Wash Detention Basin
 MP Facility ID: TOWA 0237-0267 & MNTP 0000

Entity: City of Mesquite
 Date Prepared: 07.29.21
 Quarter: 4th Qrt Apr/May/June 21

Force Account/ Contract	Activity	Approved Work Plan Amount (\$)	Amended Work Plan Amount (\$)	Expended To Date (\$)	Percent Complete	Scheduled Completion Date
	03 Facility Assessment and Inventory					
	05 Inspect Channels					
	06 Inspect Levees/Detention and Debris Basins	\$ 2,600.00	\$ 2,580.00	\$ 2,580.00		
	08 Species Survey and Removal					
	10 Clean and Reshape Channels/Levees					
	15 Repair Lined Channel					
	20 Erosion Control and Repair					
	21 Provide/Maintain Dust Control	\$ 4,000.00	\$ 4,506.80	\$ 4,506.80		
	25 Clean Detention Debris Basins	\$ 320,000.00	\$ 40,276.00	\$ 40,276.00		
	35 Fence Repair		\$ 683.31	\$ 683.31		
	40 Vegetation Control - Chemical					
	45 Vegetation Control - Mechanical					
	50 Maintain Access Road	\$ 800.00	\$ -	\$ -		
	55 Clean & Inspect Inlet/Outlet Structures	\$ 1,000.00	\$ -	\$ -		
	60 Repair Inlet/Outlet Structures					
	65 Clean Storm Sewer Lines					
	70 Storm Sewer Repair					
	75 Clean/Flush Culverts & Bridges					
	80 Miscellaneous Work Activities	\$ 4,000.00	\$ 8,686.08	\$ 8,686.08		
	85 Engineering	\$ 5,000.00	\$ -	\$ -		
	90 Homeless Encampment Cleanup					
	TOTALS	\$337,400.00	\$56,732.19	\$56,732.19	100%	30-Jun-21

Delays or problem areas:

Work completed during current quarter:

Work to be completed during next quarter:

Consultant/ Contractor: N/A
 Project Manager: *Travis H. Anderson*
 Travis H. Anderson P.E - PW Director
 Phone Number: 702.346.5237

REGIONAL FLOOD CONTROL DISTRICT
 MAINTENANCE WORK PROGRAM
 QUARTERLY STATUS REPORT - FY 2020-2021

MWP Facility #: ME07
 Facility Name: Pulsipher Wash
 MP Facility ID: PUWA 0000-0164

Entity: City of Mesquite
 Date Prepared: 07.29.21
 Quarter: 4th Qrt Apr/May/Jun 21

Force Account/ Contract	Activity	Approved Work Plan Amount (\$)	Amended Work Plan Amount (\$)	Expended To Date (\$)	Percent Complete	Scheduled Completion Date
	03 Facility Assessment and Inventory					
	05 Inspect Channels	\$ 300.00	\$ 359.20	\$ 359.20		
	06 Inspect Levees/Detention and Debris Basins					
	08 Species Survey and Removal					
	10 Clean and Reshape Channels/Levees	\$ 14,000.00	\$ 16,799.40	\$ 16,799.40		
	15 Repair Lined Channel					
	20 Erosion Control and Repair	\$ 7,000.00	\$ 658.64	\$ 658.64		
	21 Provide/Maintain Dust Control	\$ 2,000.00	\$ 432.72	\$ 432.72		
	25 Clean Detention Debris Basins					
	35 Fence Repair					
	40 Vegetation Control - Chemical	\$ 2,000.00	\$ 19,493.34	\$ 19,493.34		
	45 Vegetation Control - Mechanical	\$ 1,000.00	\$ 742.72	\$ 742.72		
	50 Maintain Access Road					
	55 Clean & Inspect Inlet/Outlet Structures					
	60 Repair Inlet/Outlet Structures					
	65 Clean Storm Sewer Lines					
	70 Storm Sewer Repair					
	75 Clean/Flush Culverts & Bridges					
	80 Miscellaneous Work Activities	\$ 3,100.00	\$ 6,172.80	\$ 6,172.80		
	85 Engineering					
	90 Homeless Encampment Cleanup					
	TOTALS	\$29,400.00	\$44,658.82	\$44,658.82	100%	30-Jun-21

Delays or problem areas:

Work completed during current quarter:

Work to be completed during next quarter:

Consultant/
 Contractor: N/A
 Project
 Manager: *Travis H. Anderson*
 Travis H. Anderson P.E - PW Director

Phone Number: 702.346.5237

REGIONAL FLOOD CONTROL DISTRICT
 MAINTENANCE WORK PROGRAM
 QUARTERLY STATUS REPORT - FY 2020-2021

MWP Facility #: ME08
 Facility Name: Abbott Wash Detention Basin
 MP Facility ID: ABWA 0234-0236

Entity: City of Mesquite
 Date Prepared: 07.29.21
 Quarter: 4th Qrt Apr/May/Jun 21

Force Account/ Contract	Activity	Approved Work Plan Amount (\$)	Amended Work Plan Amount (\$)	Expended To Date (\$)	Percent Complete	Scheduled Completion Date
	03 Facility Assessment and Inventory					
	05 Inspect Channcls					
	06 Inspect Levees/Detention and Debris Basins	\$ 2,500.00	\$ 2,186.25	\$ 2,186.25		
	08 Species Survey and Removal					
	10 Clean and Reshape Channels/Levees					
	15 Repair Lined Channel					
	20 Erosion Control and Repair	\$ 5,000.00	\$ -	\$ -		
	21 Provide/Maintain Dust Control	\$ 2,000.00	\$ 4,327.20	\$ 4,327.20		
	25 Clean Detention Debris Basins	\$ 40,000.00	\$ 33,959.20	\$ 33,959.20		
	35 Fence Repair					
	40 Vegetation Control - Chemical	\$ 1,000.00	\$ -	\$ -		
	45 Vegetation Control - Mechanical					
	50 Maintain Access Road	\$ 1,000.00	\$ -	\$ -		
	55 Clean & Inspect Inlet/Outlet Structures	\$ 2,500.00	\$ -	\$ -		
	60 Repair Inlet/Outlet Structures					
	65 Clean Storm Sewer Lines					
	70 Storm Sewer Repair					
	75 Clean/Flush Culverts & Bridges					
	80 Miscellaneous Work Activities	\$ 1,000.00	\$ 497.36	\$ 497.36		
	85 Engineering	\$ 5,000.00	\$ -	\$ -		
	90 Homeless Encampment Cleanup					
	TOTALS	\$60,000.00	\$40,970.01	\$40,970.01	100%	30-Jun-21

Delays or problem areas:

Work completed during current quarter:

Work to be completed during next quarter:

Consultant/
 Contractor: N/A
 Project
 Manager: *Travis H. Anderson*
 Travis H. Anderson P.E. - PW Director

Phone Number: 702.346.5237

REGIONAL FLOOD CONTROL DISTRICT
 MAINTENANCE WORK PROGRAM
 QUARTERLY STATUS REPORT - FY 2020-2021

MWP Facility #: ME09
 Facility Name: Pulsipher Wash Detention Basin
 MP Facility ID: PUWA 0166-0168

Entity: City of Mesquite
 Date Prepared: 07.29.21
 Quarter: 4th Qrt Apr/May/June 21

Force Account/ Contract	Activity	Approved Work Plan Amount (\$)	Amended Work Plan Amount (\$)	Expended To Date (\$)	Percent Complete	Scheduled Completion Date
	03 Facility Assessment and Inventory					
	05 Inspect Channels					
	06 Inspect Levees/Detention and Debris Basins	\$ 2,500.00	\$ 2,056.25	\$ 2,056.25		
	08 Species Survey and Removal					
	10 Clean and Reshape Channels/Levees					
	15 Repair Lined Channel					
	20 Erosion Control and Repair	\$ 7,700.00	\$ -	\$ -		
	21 Provide/Maintain Dust Control	\$ 2,000.00	\$ 4,327.20	\$ 4,327.20		
	25 Clean Detention Debris Basins	\$ 10,000.00	\$ 31,017.60	\$ 31,017.60		
	35 Fence Repair					
	40 Vegetation Control - Chemical	\$ 1,000.00	\$ -	\$ -		
	45 Vegetation Control - Mechanical	\$ 1,000.00	\$ -	\$ -		
	50 Maintain Access Road		\$ 538.85	\$ 538.85		
	55 Clean & Inspect Inlet/Outlet Structures	\$ 2,500.00	\$ -	\$ -		
	60 Repair Inlet/Outlet Structures					
	65 Clean Storm Sewer Lines					
	70 Storm Sewer Repair					
	75 Clean/Flush Culverts & Bridges					
	80 Miscellaneous Work Activities	\$ 1,000.00	\$ 534.96	\$ 534.96		
	85 Engineering	\$ 2,000.00	\$ -	\$ -		
	90 Homeless Encampment Cleanup					
	TOTALS	\$29,700.00	\$38,474.86	\$38,474.86	100%	30-Jun-21

Delays or problem areas:

Work completed during current quarter:

Work to be completed during next quarter:

Consultant/
 Contractor:
 Project
 Manager:

N/A


 Travis H. Anderson P.E - PW Director

Phone Number: 702.346.5237

**REGIONAL FLOOD CONTROL DISTRICT
MAINTENANCE WORK PROGRAM
Fourth Qtr Ending Thru 6/30/21
FY 2020-2021**

MWP Facility #: NLV01
 Facility Name: Las Vegas Wash - "N" Channel
 MP Facility ID: LVNC 0001-0164

Entity: City of North Las Vegas
 Date Prepared: 07/12/21

Force Account/ Contract	Activity	Requested Work Plan Amount (\$)	Reallocation Amount (\$)	Amended Work Plan Amount (\$)	Expended to Date (\$)	Balance Remaining (\$)	Percent Complete	Scheduled Completion Date
	3 Facility Assessment and Inventory	\$ 500.00		\$ 500.00	\$ 72.34	\$427.66	14%	
	5 Inspect Channels	\$ 500.00	(\$50.40)	\$ 449.60	\$ 242.48	\$237.12	47%	
	6 Inspect Levees/Detention Basin & Debris Basins	\$ -		\$ -	\$ -	\$0.00		
	8 Species Survey and Removal	\$ -		\$ -	\$ -	\$0.00		
	10 Clean and Reshape Channel/Levees	\$ 23,500.00	(\$17,306.01)	\$ 6,193.99	\$ 6,193.99	\$0.00	100%	
	15 Repair Lined Channel	\$ -		\$ -	\$ -	\$0.00		
	20 Erosion Control and Repair	\$ -		\$ -	\$ -	\$0.00		
	21 Provide/Maintain Dust Control	\$ 2,000.00	(\$2,000.00)	\$ -	\$ -	\$0.00		
	25 Clean Detention/Debris Basin	\$ -		\$ -	\$ -	\$0.00		
	35 Fence Repair	\$ 2,000.00	(\$2,000.00)	\$ -	\$ -	\$0.00		
	40 Vegetation Control - Chemical	\$ 2,000.00	(\$2,000.00)	\$ -	\$ -	\$0.00		
	45 Vegetation Control - Mechanical	\$ -		\$ -	\$ -	\$0.00		
	50 Maintain Access Road	\$ 7,500.00	(\$7,500.00)	\$ -	\$ -	\$0.00		
	55 Clean & Inspect Inlet/Outlet Structures	\$ -		\$ -	\$ -	\$0.00		
	60 Repair Inlet/Outlet Structures	\$ -		\$ -	\$ -	\$0.00		
	65 Clean Storm Sewer Lines	\$ 14,075.00	(\$2,443.30)	\$ 11,631.70	\$ 11,631.70	\$0.00	100%	
	70 Storm Sewer Repair	\$ -		\$ -	\$ -	\$0.00		
	75 Clean/Flush Culverts & Bridges	\$ 1,500.00	(\$1,441.00)	\$ 59.00	\$ -	\$59.00	0%	
	80 Miscellaneous Work Activities	\$ 24,000.00	(\$23,899.26)	\$ 100.74	\$ 100.74	(\$0.00)	100%	
	90 Homeless Encampment Clean Up	\$ 2,500.00	(\$2,059.00)	\$ 441.00	\$ 441.00	\$0.00	100%	
	TOTALS	\$ 80,075.00	(\$60,698.97)	\$ 19,376.03	\$ 18,652.25	\$723.78		06/30/21

Delays or problem areas: Removed many encampments. Have many fencing repairs delayed due to new fencing contract.

Work completed during prior fiscal year: Cleaned the vegetation in the concrete channel, cleaned the outlet structures and provided maintenance of access roads. Removed many homeless encampments.

Work to be completed during current fiscal year: Clean upper access roadway removing vegetation with mechanical equipment, clean outlet structures. Remove other vegetation and graffiti throughout. Fencing needs will be repaired. Homeless encampment clean up upon occurrence.

Consultant/
 Contractor:
 Project
 Manager: John Runiks

633-1267

**REGIONAL FLOOD CONTROL DISTRICT
MAINTENANCE WORK PROGRAM
Fourth Qtr Ending Thru 6/30/21
FY 2020-2021**

MWP Facility #: NLV02
 Facility Name: Las Vegas Wash - Middle
 MP Facility ID: LVMD 1648-1877

Entity: City of North Las Vegas
 Date Prepared: 07/12/21

Force Account/ Contract	Activity	Requested Work Plan Amount (\$)	Reallocation Amount (\$)	Amended Work Plan Amount (\$)	Expended to Date (\$)	Balance Remaining (\$)	Percent Complete	Scheduled Completion Date
	3 Facility Assessment and Inventory	\$ 500.00		\$ 500.00	\$ 72.34	\$427.66	14%	
	5 Inspect Channels	\$ 2,000.00	(\$1,000.00)	\$ 1,000.00	\$ 452.40	\$547.60	45%	
	6 Inspect Levees/Detention Basin & Debris Basins	\$ -		\$ -	\$ -	\$0.00		
	8 Species Survey and Removal	\$ -		\$ -	\$ -	\$0.00		
	10 Clean and Reshape Channel/Levees	\$ 23,500.00	\$260,011.11	\$ 283,511.11	\$ 283,511.11	\$0.00	100%	
	15 Repair Lined Channel	\$ -		\$ -	\$ -	\$0.00		
	20 Erosion Control and Repair	\$ 3,500.00	\$44,100.00	\$ 47,600.00	\$ 47,600.00	\$0.00	100%	
	21 Provide/Maintain Dust Control	\$ 2,000.00	(\$2,000.00)	\$ -	\$ -	\$0.00		
	25 Clean Detention/Debris Basin	\$ -		\$ -	\$ -	\$0.00		
	35 Fence Repair	\$ 19,000.00	\$32,460.00	\$ 51,460.00	\$ 51,460.00	\$0.00	100%	
	40 Vegetation Control - Chemical	\$ 9,000.00	(\$5,397.76)	\$ 3,602.24	\$ 3,602.24	\$0.00	100%	
	45 Vegetation Control - Mechanical	\$ 15,000.00	(\$11,141.47)	\$ 3,858.53	\$ 3,852.18	\$8.35	100%	
	50 Maintain Access Road	\$ 17,500.00	(\$17,087.54)	\$ 412.46	\$ -	\$412.46	0%	
	55 Clean & Inspect Inlet/Outlet Structures	\$ 5,000.00	(\$5,000.00)	\$ -	\$ -	\$0.00		
	60 Repair Inlet/Outlet Structures	\$ -		\$ -	\$ -	\$0.00		
	65 Clean Storm Sewer Lines	\$ 14,071.00	(\$10,830.11)	\$ 3,240.89	\$ 3,240.89	\$0.00	100%	
	70 Storm Sewer Repair	\$ -		\$ -	\$ -	\$0.00		
	75 Clean/Flush Culverts & Bridges	\$ 5,000.00	(\$4,953.82)	\$ 46.18	\$ -	\$46.18	0%	
	80 Miscellaneous Work Activities	\$ 36,500.00	\$15,220.82	\$ 51,720.82	\$ 51,720.82	\$0.00	100%	
	90 Homeless Encampment Clean Up	\$ 25,000.00	\$27,245.16	\$ 52,245.16	\$ 52,245.16	\$0.00	100%	
	TOTALS	\$ 177,571.00	\$321,626.39	\$ 499,197.39	\$ 497,757.14	\$1,440.25		06/30/21

Delays or problem areas: Removed many encampments. Have many fencing repairs delayed due to new fencing contract.

Work completed during prior fiscal year: Staff has completed major vegetation removal and maintenance of the access roads and cleaned the trash within the channel. Major fence repairs were required. Major homeless encampment cleanup took place.

Work to be completed during current fiscal year: Staff will clean all of the channels within and provide maintenance of all access roads. Repair fences, concrete, and erosion as needed, and remove vegetation, debris and graffiti throughout. Homeless encampment clean up upon occurrence.

46

Consultant/
 Contractor:
 Project
 Manager: John Runiks

633-1267

**Regional Flood Control District
Maintenance Work Program
Fourth Qtr Ending Thru 6/30/21
FY 2020-2021**

MWP Facility #: NLV03
 Facility Name: Las Vegas Wash - King Charles Channel
 MP Facility ID: LVKC 0000-0097

Entity: City of North Las Vegas
 Date Prepared: 07/12/21

Force Account/ Contract	Activity	Requested Work Plan Amount (\$)	Reallocation Amount (\$)	Amended Work Plan Amount (\$)	Expended to Date (\$)	Balance Remaining (\$)	Percent Complete	Scheduled Completion Date
	3 Facility Assessment and Inventory	\$ 500.00	\$ -	\$ 72.34	\$ 72.34	\$ 0.00	100%	
	5 Inspect Channels	\$ 500.00	(\$227.52)	\$ 212.48	\$ 212.48	\$ 0.00	100%	
	6 Inspect Levees/Detention Basin & Debris Basins	\$ -		\$ -	\$ -	\$ 0.00		
	8 Species Survey and Removal	\$ -		\$ -	\$ -	\$ 0.00		
	10 Clean and Reshape Channel/Levees	\$ 4,000.00	(\$2,200.08)	\$ 1,799.92	\$ 1,799.92	\$ 0.00	100%	
	15 Repair Lined Channel	\$ -		\$ -	\$ -	\$ 0.00		
	20 Erosion Control and Repair	\$ 3,500.00	(\$3,500.00)	\$ -	\$ -	\$ 0.00		
	21 Provide/Maintain Dust Control	\$ -		\$ -	\$ -	\$ 0.00		
	25 Clean Detention/Debris Basin	\$ -		\$ -	\$ -	\$ 0.00		
	35 Fence Repair	\$ 2,000.00	(\$2,000.00)	\$ -	\$ -	\$ 0.00		
	40 Vegetation Control - Chemical	\$ 3,000.00	(\$3,000.00)	\$ -	\$ -	\$ 0.00		
	45 Vegetation Control - Mechanical	\$ -		\$ -	\$ -	\$ 0.00		
	50 Maintain Access Road	\$ 1,000.00	(\$1,000.00)	\$ -	\$ -	\$ 0.00		
	55 Clean & Inspect Inlet/Outlet Structures	\$ -		\$ -	\$ -	\$ 0.00		
	60 Repair Inlet/Outlet Structures	\$ -		\$ -	\$ -	\$ 0.00		
	65 Clean Storm Sewer Lines	\$ 14,071.00	(\$9,703.93)	\$ 4,367.07	\$ 4,367.07	\$ 0.00	100%	
	70 Storm Sewer Repair	\$ -		\$ -	\$ -	\$ 0.00		
	75 Clean/Flush Culverts & Bridges	\$ 2,000.00	(\$1,931.71)	\$ 68.29	\$ -	\$ 68.29	0%	
	80 Miscellaneous Work Activities	\$ 26,500.00	(\$24,438.90)	\$ 2,061.10	\$ 943.19	\$ 1,117.91	46%	
	90 Homeless Encampment Clean Up	\$ 13,000.00	\$ 621.13	\$ 13,621.13	\$ 13,621.13	\$ 0.00	100%	
	TOTALS	\$ 70,071.00	(\$47,868.67)	\$ 22,202.33	\$ 21,016.13	\$ 1,186.20		06/30/21

Delays or problem areas: Removed many encampments. Have many fencing repairs delayed due to new fencing contract.

Work completed during prior fiscal year: General maintenance was completed. Removed several homeless encampments.

Work to be completed during current fiscal year: Clean vegetation, graffiti and debris from the channel, repair fencing as needed, and clean inlets and outlets. Homeless encampment clean up upon occurrence.

Consultant/
 Contractor:
 Project
 Manager: John Runiks

633-1267

**Regional Flood Control District
Maintenance Work Program
Fourth Qtr Ending Thru 6/30/21
FY 2020-2021**

MWP Facility #: NLV04
 Facility Name: Vandenberg Detention Basin
 MP Facility ID: RWWE 0055-0350, RWWE 0363, RWRR 0000-0092,
 RWWA 0000-0104, RWLA 0000-0047, RWCC 0000,
 RWAN 0055, 0100, RWHW 0174-0277, RWAZ 0000

Entity: City of North Las Vegas
 Date Prepared: 07/12/21

Force Account/ Contract	Activity	Requested Work Plan Amount (\$)	Reallocation Amount (\$)	Amended Work Plan Amount (\$)	Expended to Date (\$)	Balance Remaining (\$)	Percent Complete	Scheduled Completion Date
	3 Facility Assessment and Inventory	\$ 500.00	(3427.66)	\$ 72.34	\$ 72.34	\$0.00	100%	
	5 Inspect Channels	\$ 500.00	(\$500.00)	\$ -	\$ -	\$0.00		
	6 Inspect Levees/Detention Basin & Debris Basins	\$ 1,500.00	(\$1,189.33)	\$ 310.67	\$ 310.67	\$0.00	100%	
	8 Species Survey and Removal	\$ -		\$ -	\$ -	\$0.00		
	10 Clean and Reshape Channel/Levees	\$ 4,000.00	\$19,238.61	\$ 23,238.61	\$ 23,238.61	\$0.00	100%	
	15 Repair Lined Channel	\$ 500,000.00	(\$498,512.52)	\$ 1,487.18	\$ -	\$1,487.18	0%	
	20 Erosion Control and Repair	\$ 13,000.00	(\$13,000.00)	\$ -	\$ -	\$0.00		
	21 Provide/Maintain Dust Control	\$ 10,000.00	(\$9,615.15)	\$ 384.85	\$ -	\$384.85	0%	
	25 Clean Detention/Debris Basin	\$ 8,000.00	\$27,816.26	\$ 35,816.26	\$ 35,816.26	\$0.00	100%	
	35 Fence Repair	\$ 13,000.00	(\$5,633.00)	\$ 7,167.00	\$ 7,167.00	\$0.00	100%	
	40 Vegetation Control - Chemical	\$ 5,000.00	(\$5,000.00)	\$ -	\$ -	\$0.00		
	45 Vegetation Control - Mechanical	\$ 1,000.00	(\$1,000.00)	\$ -	\$ -	\$0.00		
	50 Maintain Access Road	\$ 1,500.00	(\$1,500.00)	\$ -	\$ -	\$0.00		
	55 Clean & Inspect Inlet/Outlet Structures	\$ -		\$ -	\$ -	\$0.00		
	60 Repair Inlet/Outlet Structures	\$ -		\$ -	\$ -	\$0.00		
	65 Clean Storm Sewer Lines	\$ 14,071.00	(\$11,188.89)	\$ 12,952.11	\$ 12,952.11	\$0.00	100%	
	70 Storm Sewer Repair	\$ -		\$ -	\$ -	\$0.00		
	75 Clean/Flush Culverts & Bridges	\$ 3,500.00	(\$3,500.00)	\$ -	\$ -	\$0.00		
	80 Miscellaneous Work Activities	\$ 23,000.00	(\$16,448.36)	\$ 6,551.64	\$ 6,551.64	\$0.00	100%	
	90 Homeless Encampment Clean Up	\$ 2,500.00	(\$2,500.00)	\$ -	\$ -	\$0.00		
	TOTALS	\$ 601,071.00	(513,090.34)	\$ 87,980.66	\$ 86,108.63	\$1,872.03		06/30/21

Delays or problem areas: Removed many encampments. Staff received estimate for needed lined channel repairs. It was estimated at \$1.2 million. Staff would like to break the project into three phases completing one per year for the next three years. If approved we will keep line item 15 at \$500,000 for the next three years to complete project.

Work completed during prior fiscal year: Staff provided erosion control, dust control, fence repairs and vegetation removal along embankment slopes and access roads. Staff cleaned, inspected and maintained channels, inlet and outlet structures, and removed debris and graffiti as needed. Received estimate at \$1.2 million for channel repairs.

Work to be completed during current fiscal year: Staff will continue to provide erosion control, dust control, fence repairs and vegetation removal along embankment slopes and access roads. Staff will clean, inspect and maintain channels, inlet and outlet structures, and remove debris and graffiti as needed. First phase of estimated three phases to remove and replace the concrete on lined channel for Vandenberg Channel between Lone Mountain & Craig Road. Staff will make a three year project to break up the cost of removal and replacement of damaged lined channel. Homeless encampment clean up upon occurrence.

Consultant/
 Contractor: _____
 Project
 Manager: John Runiks

**Regional Flood Control District
Maintenance Work Program
Fourth Qtr Ending Thru 6/30/21
FY 2020-2021**

MWP Facility #: NLV05
 Facility Name: North Las Vegas Detention Basin
 MP Facility ID: LVUP 0388-0405, EKEA 0000,0013

Entity: City of North Las Vegas
 Date Prepared: 07/12/21

Force Account/ Contract	Activity	Requested Work Plan Amount (\$)	Reallocation Amount (\$)	Amended Work Plan Amount (\$)	Expended to Date (\$)	Balance Remaining (\$)	Percent Complete	Scheduled Completion Date
	3 Facility Assessment and Inventory	\$ 500.00		\$ 497.12	\$ 12.34	\$424.78	15%	
	5 Inspect Channels	\$ 500.00	(\$3,000.00)	\$ -	\$ -	\$0.00		
	6 Inspect Levees/Detention Basin & Debris Basins	\$ 4,500.00	(\$4,234.40)	\$ 265.60	\$ 265.60	\$0.00	100%	
	8 Species Survey and Removal	\$ -		\$ -	\$ -	\$0.00		
	10 Clean and Reshape Channel/Levees	\$ -		\$ -	\$ -	\$0.00		
	15 Repair Lined Channel	\$ -		\$ -	\$ -	\$0.00		
	20 Erosion Control and Repair	\$ -	\$47,933.47	\$ 47,933.47	\$ 47,933.47	\$0.00	100%	
	21 Provide/Maintain Dust Control	\$ 20,000.00	(\$18,257.61)	\$ 1,142.39	\$ -	\$1,142.39	0%	
	25 Clean Detention/Debris Basin	\$ 80,000.00	(\$77,305.55)	\$ 2,694.45	\$ 605.00	\$2,086.45	23%	
	35 Fence Repair	\$ 4,000.00	(\$3,000.00)	\$ 1,000.00	\$ -	\$1,000.00	0%	
	40 Vegetation Control - Chemical	\$ -		\$ -	\$ -	\$0.00		
	45 Vegetation Control - Mechanical	\$ 43,000.00	(\$41,207.17)	\$ 1,792.83	\$ -	\$1,792.83	0%	
	50 Maintain Access Road	\$ 2,000.00	(\$1,500.00)	\$ 500.00	\$ -	\$500.00	0%	
	55 Clean & Inspect Inlet/Outlet Structures	\$ 3,500.00	(\$2,500.00)	\$ 1,000.00	\$ -	\$1,000.00	0%	
	60 Repair Inlet/Outlet Structures	\$ -		\$ -	\$ -	\$0.00		
	65 Clean Storm Sewer Lines	\$ -		\$ -	\$ -	\$0.00		
	70 Storm Sewer Repair	\$ -		\$ -	\$ -	\$0.00		
	75 Clean/Flush Culverts & Bridges	\$ -		\$ -	\$ -	\$0.00		
	80 Miscellaneous Work Activities	\$ 21,500.00	(\$13,764.57)	\$ 7,735.43	\$ 7,735.43	\$0.00	100%	
	90 Homeless Encampment Clean Up	\$ -		\$ -	\$ -	\$0.00		
	TOTALS	\$ 179,500.00	(\$114,938.71)	\$ 64,561.29	\$ 56,614.34	\$ 7,946.45		06/30/21

Delays or problem areas: Excessive fence penetrations from offroad vehicles causing extensive repairs. Have many fencing repairs delayed due to new fencing contract.

Work completed during prior fiscal year: Staff provided erosion control, dust control as needed, fence repairs as needed, provided vegetation removal, cleaned inlets and outlets and maintained access roads.

Work to be completed during current fiscal year: Staff will continue to provide erosion control, maintain dust control, maintain access roads, clean outlets and inlets, remove vegetation and graffiti, and provide fence repairs.

Consultant/
 Contractor:
 Project
 Manager: John Runiks

633-1267

**Regional Flood Control District
Maintenance Work Program
Fourth Qtr Ending Thru 6/30/21
FY 2020-2021**

MWP Facility #: NLV06
 Facility Name: Upper Las Vegas Wash Detention Basin and Moccasin Levee
 MP Facility ID: LVUP 0908-1077

Entity: City of North Las Vegas
 Date Prepared: 07/12/21

Force Account/ Contract	Activity	Requested Work Plan Amount (\$)	Reallocation Amount (\$)	Amended Work Plan Amount (\$)	Expended to Date (\$)	Balance Remaining (\$)	Percent Complete	Scheduled Completion Date
	3 Facility Assessment and Inventory	\$ 500.00	(\$427.66)	\$ 72.34	\$ 72.34	\$0.00	100%	
	5 Inspect Channels	\$ 500.00	(\$199.04)	\$ 100.96	\$ -	\$100.96	0%	
	6 Inspect Levees/Detention Basin & Debris Basins	\$ 5,500.00	(\$5,061.32)	\$ 438.68	\$ 438.68	\$0.00	100%	
	8 Species Survey and Removal	\$ 3,000.00	(\$3,000.00)	\$ -	\$ -	\$0.00		
	10 Clean and Reshape Channel/Levees	\$ 8,000.00	(\$7,500.00)	\$ 500.00	\$ -	\$500.00	0%	
	15 Repair Lined Channel	\$ -	\$ -	\$ -	\$ -	\$0.00		
	20 Erosion Control and Repair	\$ 40,000.00	(\$39,808.60)	\$ 191.40	\$ -	\$191.40	0%	
	21 Provide/Maintain Dust Control	\$ 20,000.00	(\$19,817.59)	\$ 182.41	\$ -	\$182.41	0%	
	25 Clean Detention/Debris Basin	\$ 40,000.00	(\$39,288.87)	\$ 711.13	\$ -	\$711.13	0%	
	35 Fence Repair	\$ 4,500.00	(\$4,000.00)	\$ 500.00	\$ -	\$500.00	0%	
	40 Vegetation Control - Chemical	\$ 3,000.00	(\$2,735.13)	\$ 264.87	\$ -	\$264.87	0%	
	45 Vegetation Control - Mechanical	\$ 5,500.00	(\$5,000.00)	\$ 500.00	\$ -	\$500.00	0%	
	50 Maintain Access Road	\$ 1,500.00	(\$1,251.60)	\$ 248.40	\$ -	\$248.40	0%	
	55 Clean & Inspect Inlet/Outlet Structures	\$ -	\$ -	\$ -	\$ -	\$0.00		
	60 Repair Inlet/Outlet Structures	\$ -	\$ -	\$ -	\$ -	\$0.00		
	65 Clean Storm Sewer Lines	\$ -	\$ -	\$ -	\$ -	\$0.00		
	70 Storm Sewer Repair	\$ -	\$ -	\$ -	\$ -	\$0.00		
	75 Clean/Flush Culverts & Bridges	\$ -	\$ -	\$ -	\$ -	\$0.00		
	80 Miscellaneous Work Activities	\$ 20,500.00	(\$8,847.28)	\$ 11,652.72	\$ 11,652.72	\$0.00	100%	
	90 Homeless Encampment Clean Up	\$ -	\$ -	\$ -	\$ -	\$0.00		
	TOTALS	\$ 152,500.00	(\$137,137.09)	\$ 15,362.91	\$ 12,163.74	\$3,199.17		06/30/21

Delays or problem areas: Continued to work with Las Vegas to remove debris being dumped. Due to Tule Springs development we have seen an increased amount of offroad vehicles in this area.

Work completed during prior fiscal year: Staff provided erosion control, dust control as needed, fence repairs, vegetation removal, cleaned inlet and outlet structures, maintained access roads and provided scheduled maintenance on the levee. Major erosion repairs.

Work to be completed during current fiscal year: Staff will continue erosion repairs on north side of levee, bottom of DB, and along Decatur; silt build-up inside DB and grading of inside basin access road; and vandalism in outlet structure. Staff will provide erosion and dust control, remove vegetation, provide fence repairs, clean outlets and inlets, maintain access roads and inspect/monitor levee.

05

Consultant/
 Contractor: _____
 Project
 Manager: John Runks

633-1267

**Regional Flood Control District
Maintenance Work Program
Fourth Qtr Ending Thru 6/30/21
FY 2020-2021**

MWP Facility #: NLV07
 Facility Name: Carey/Lake Mead Detention Basin
 MP Facility ID: LVLM 0000-0270, LVCS 0000-0050

Entity: City of North Las Vegas
 Date Prepared: 07/12/21

Force Account/ Contract	Activity	Requested Work Plan Amount (\$)	Reallocation Amount (\$)	Amended Work Plan Amount (\$)	Expended to Date (\$)	Balance Remaining (\$)	Percent Complete	Scheduled Completion Date
	3 Facility Assessment and Inventory	\$ 500.00	(\$427.67)	\$ 72.33	\$ 72.33	\$0.00	100%	
	5 Inspect Channels	\$ -		\$ -	\$ -	\$0.00		
	6 Inspect Levees/Detention Basin & Debris Basins	\$ 1,800.00	(\$1,428.16)	\$ 371.84	\$ 371.84	\$0.00	100%	
	8 Species Survey and Removal	\$ 1,500.00	(\$1,500.00)	\$ -	\$ -	\$0.00		
	10 Clean and Reshape Channel/Levees	\$ -	\$49,754.72	\$ 49,754.72	\$ 49,754.72	\$0.00	100%	
	15 Repair Lined Channel	\$ -		\$ -	\$ -	\$0.00		
	20 Erosion Control and Repair	\$ 15,000.00	(\$15,000.00)	\$ -	\$ -	\$0.00		
	21 Provide/Maintain Dust Control	\$ 10,000.00	(\$10,000.00)	\$ -	\$ -	\$0.00		
	25 Clean Detention/Debris Basin	\$ 12,000.00	\$217,412.92	\$ 229,412.92	\$ 229,412.92	\$0.00	100%	
	35 Fence Repair	\$ 6,500.00	(\$6,500.00)	\$ -	\$ -	\$0.00		
	40 Vegetation Control - Chemical	\$ 5,000.00	(\$4,721.60)	\$ 275.40	\$ 275.40	\$0.00	100%	
	45 Vegetation Control - Mechanical	\$ 10,000.00	(\$10,000.00)	\$ -	\$ -	\$0.00		
	50 Maintain Access Road	\$ -		\$ -	\$ -	\$0.00		
	55 Clean & Inspect Inlet/Outlet Structures	\$ 5,000.00	(\$5,000.00)	\$ -	\$ -	\$0.00		
	60 Repair Inlet/Outlet Structures	\$ -		\$ -	\$ -	\$0.00		
	65 Clean Storm Sewer Lines	\$ 14,071.00	\$5,163.33	\$ 19,234.33	\$ 19,234.33	\$0.00	100%	
	70 Storm Sewer Repair	\$ -		\$ -	\$ -	\$0.00		
	75 Clean/Flush Culverts & Bridges	\$ 2,000.00	(\$2,000.00)	\$ -	\$ -	\$0.00		
	80 Miscellaneous Work Activities	\$ 19,700.00	(\$8,202.75)	\$ 11,497.25	\$ 11,497.18	\$0.07	100%	
	90 Homeless Encampment Clean Up	\$ 3,500.00	\$92,719.25	\$ 96,219.25	\$ 96,219.25	\$0.00	100%	
	TOTALS	\$ 106,571.00	\$300,267.04	\$ 406,838.04	\$ 406,837.97	\$0.07		06/30/21

Delays or problem areas: Removed many encampments.

Work completed during prior fiscal year: Staff provided erosion control, cleaned trash and debris, and removed vegetation from rocky areas. Fencing was repaired, cleaned outlet structures, maintained access road, and provided major dust control. Homeless encampment clean up upon occurrence.

Work to be completed during current fiscal year: Staff will continue to provide dust control, vegetation removal, and repair damage fencing as needed. Clean along perimeter fence, and repair erosion along outer slopes. Boxes will be cleaned. Homeless encampment clean up upon occurrence. Repair concrete on water level gauge. Remove stockpile of debris created from cleaning basin.

Consultant/ Contractor: _____
 Project Manager: John Runiks

633-1267

**Regional Flood Control District
Maintenance Work Program
Fourth Qtr Ending Thru 6/30/21
FY 2020-2021**

MWP Facility #: NLV08
 Facility Name: Gowan Outfall Channel
 MP Facility ID: GOOF 0000-0224, GOCR 0000-0080,
 GOLO 0000-0100

Entity: City of North Las Vegas
 Date Prepared: 07/12/21

Force Account/ Contract	Activity	Requested Work Plan Amount (\$)	Reallocation Amount (\$)	Amended Work Plan Amount (\$)	Expended to Date (\$)	Balance Remaining (\$)	Percent Complete	Scheduled Completion Date
	3 Facility Assessment and Inventory	\$ 500.00	(\$427.67)	\$ 72.33	\$ 72.33	\$0.00	100%	
	5 Inspect Channels	\$ 500.00	(\$75,041)	\$ 424.96	\$ 424.96	\$0.00	100%	
	6 Inspect Levees/Detention Basin & Debris Basins	\$ -		\$ -	\$ -	\$0.00		
	8 Species Survey and Removal	\$ -		\$ -	\$ -	\$0.00		
	10 Clean and Reshape Channel/Levees	\$ 3,500.00	(\$3,500.00)	\$ -	\$ -	\$0.00		
	15 Repair Lined Channel	\$ -		\$ -	\$ -	\$0.00		
	20 Erosion Control and Repair	\$ -		\$ -	\$ -	\$0.00		
	21 Provide/Maintain Dust Control	\$ -		\$ -	\$ -	\$0.00		
	25 Clean Detention/Debris Basin	\$ -		\$ -	\$ -	\$0.00		
	35 Fence Repair	\$ 7,500.00	(\$5,350.00)	\$ 2,150.00	\$ 2,150.00	\$0.00	100%	
	40 Vegetation Control - Chemical	\$ 3,000.00	(\$3,000.00)	\$ -	\$ -	\$0.00		
	45 Vegetation Control - Mechanical	\$ 3,000.00	(\$3,000.00)	\$ -	\$ -	\$0.00		
	50 Maintain Access Road	\$ -		\$ -	\$ -	\$0.00		
	55 Clean & Inspect Inlet/Outlet Structures	\$ -		\$ -	\$ -	\$0.00		
	60 Repair Inlet/Outlet Structures	\$ -		\$ -	\$ -	\$0.00		
	65 Clean Storm Sewer Lines	\$ 14,071.00	(\$5,180.09)	\$ 8,884.91	\$ 8,884.91	\$0.00	100%	
	70 Storm Sewer Repair	\$ -		\$ -	\$ -	\$0.00		
	75 Clean/Flush Culverts & Bridges	\$ 8,000.00	(\$8,000.00)	\$ -	\$ -	\$0.00		
	80 Miscellaneous Work Activities	\$ 24,000.00	(\$15,538.83)	\$ 8,461.17	\$ 8,461.17	\$0.00	100%	
	90 Homeless Encampment Clean Up	\$ 10,000.00	(\$8,596.78)	\$ 1,403.22	\$ 1,403.22	\$0.00	100%	
	TOTALS	\$ 74,071.00	(\$52,674.41)	\$ 21,396.59	\$ 21,396.59	\$0.00		06/30/21
Delays or problem areas: Responded to many major encampments. Have many fencing repairs delayed due to new fencing contract.								
Work completed during prior fiscal year: Repaired fencing, provided vegetation removal using mower, and maintained access roads. Homeless encampment clean up upon occurrence								
Work to be completed during current fiscal year: Staff will remove any trash and debris, repair fencing, maintain access roads, remove vegetation and graffiti and clean inlet and outlet structures. Homeless encampment clean up upon occurrence.								

Consultant/
 Contractor:
 Project
 Manager: John Runiks

633-1267

**Regional Flood Control District
Maintenance Work Program
Fourth Qtr Ending Thru 6/30/21
FY 2020-2021**

MWP Facility #: NLV10
 Facility Name: Upper Las Vegas Wash
 MP Facility ID: LVUP 0446-0493

Entity: City of North Las Vegas
 Date Prepared: 07/12/21

Force Account/ Contract	Activity	Requested Work Plan Amount (\$)	Reallocation Amount (\$)	Amended Work Plan Amount (\$)	Expended to Date (\$)	Balance Remaining (\$)	Percent Complete	Scheduled Completion Date
	3 Facility Assessment and Inventory	\$ 500.00	(\$427.67)	\$ 72.33	\$ 72.33	\$0.00	100%	
	5 Inspect Channels	\$ 500.00	(\$438.81)	\$ 53.12	\$ 53.12	\$0.00	100%	
	6 Inspect Levees/Detention Basin & Debris Basins	\$ -	\$53.12	\$ 53.12	\$ 53.12	\$0.00	100%	
	8 Species Survey and Removal	\$ -		\$ -	\$ -	\$0.00		
	10 Clean and Reshape Channel/Levees	\$ -	\$29,180.88	\$ 29,180.88	\$ 29,180.88	\$0.00	100%	
	15 Repair Lined Channel	\$ -		\$ -	\$ -	\$0.00		
	20 Erosion Control and Repair	\$ -		\$ -	\$ -	\$0.00		
	21 Provide/Maintain Dust Control	\$ -		\$ -	\$ -	\$0.00		
	25 Clean Detention/Debris Basin	\$ -		\$ -	\$ -	\$0.00		
	35 Fence Repair	\$ -		\$ -	\$ -	\$0.00		
	40 Vegetation Control - Chemical	\$ -		\$ -	\$ -	\$0.00		
	45 Vegetation Control - Mechanical	\$ -		\$ -	\$ -	\$0.00		
	50 Maintain Access Road	\$ -		\$ -	\$ -	\$0.00		
	55 Clean & Inspect Inlet/Outlet Structures	\$ -		\$ -	\$ -	\$0.00		
	60 Repair Inlet/Outlet Structures	\$ -		\$ -	\$ -	\$0.00		
	65 Clean Storm Sewer Lines	\$ -	\$11,639.17	\$ 11,639.17	\$ 11,639.17	\$0.00	100%	
	70 Storm Sewer Repair	\$ -		\$ -	\$ -	\$0.00		
	75 Clean/Flush Culverts & Bridges	\$ -		\$ -	\$ -	\$0.00		
	80 Miscellaneous Work Activities	\$ 22,000.00	(\$20,330.93)	\$ 1,669.02	\$ 1,669.02	\$0.00	100%	
	90 Homeless Encampment Clean Up	\$ -		\$ -	\$ -	\$0.00		
	TOTALS	\$ 23,000.00	\$19,667.64	\$ 42,667.64	\$ 42,667.64	\$0.00		06/30/21

Delays or problem areas: Foot traffic and minor offroad vehicle traffic have been noticed due to increase in surrounding development.

Work completed during prior fiscal year: Staff provided erosion control, dust control, and removed vegetation.

Work to be completed during current fiscal year: Staff will remove any debris and trash, and remove vegetation and provide erosion and dust control within the channel. Maintain restricted access roads by clearing out any vegetation and adding any regrinds to mitigate any dust activities.

Consultant/
 Contractor:
 Project
 Manager: John Runiks

633-1267

53

**Regional Flood Control District
Maintenance Work Program
Fourth Qtr Ending Thru 6/30/21
FY 2020-2021**

MWP Facility #: NLV11
 Facility Name: Clayton Street Channel
 MP Facility ID: LV03 0000-0131, LVSM 0000-0109

Entity: City of North Las Vegas
 Date Prepared: 07/12/21

Force Account/ Contract	Activity	Requested Work Plan Amount (\$)	Reallocation Amount (\$)	Amended Work Plan Amount (\$)	Expended to Date (\$)	Balance Remaining (\$)	Percent Complete	Scheduled Completion Date
	3 Facility Assessment and Inventory	\$ 500.00	(\$427.67)	\$ 72.33	\$ 72.33	\$0.00	100%	
	5 Inspect Channels	\$ 500.00	(\$340.04)	\$ 159.36	\$ 159.36	\$0.00	100%	
	6 Inspect Levees/Detention Basin & Debris Basins	\$ -	\$159.36	\$ 159.36	\$ 159.36	\$0.00	100%	
	8 Species Survey and Removal	\$ -		\$ -	\$ -	\$0.00		
	10 Clean and Reshape Channel/Levees	\$ 5,000.00	(\$5,000.00)	\$ -	\$ -	\$0.00		
	15 Repair Lined Channel	\$ -		\$ -	\$ -	\$0.00		
	20 Erosion Control and Repair	\$ -		\$ -	\$ -	\$0.00		
	21 Provide/Maintain Dust Control	\$ -		\$ -	\$ -	\$0.00		
	25 Clean Detention/Debris Basin	\$ -		\$ -	\$ -	\$0.00		
	35 Fence Repair	\$ 4,500.00	(\$4,500.00)	\$ -	\$ -	\$0.00		
	40 Vegetation Control - Chemical	\$ 3,000.00	(\$2,823.31)	\$ 176.69	\$ -	\$176.69	0%	
	45 Vegetation Control - Mechanical	\$ -		\$ -	\$ -	\$0.00		
	50 Maintain Access Road	\$ -		\$ -	\$ -	\$0.00		
	55 Clean & Inspect Inlet/Outlet Structures	\$ 2,000.00	(\$2,000.00)	\$ -	\$ -	\$0.00		
	60 Repair Inlet/Outlet Structures	\$ -		\$ -	\$ -	\$0.00		
	65 Clean Storm Sewer Lines	\$ 14,071.00	(\$2,176.09)	\$ 11,894.31	\$ 11,894.31	\$0.00	100%	
	70 Storm Sewer Repair	\$ -		\$ -	\$ -	\$0.00		
	75 Clean/Flush Culverts & Bridges	\$ 1,000.00	(\$1,000.00)	\$ -	\$ -	\$0.00		
	80 Miscellaneous Work Activities	\$ 22,000.00	(\$15,462.29)	\$ 6,537.71	\$ 4,796.53	\$2,239.18	66%	
	90 Homeless Encampment Clean Up	\$ 3,500.00	\$1,962.00	\$ 5,462.00	\$ 5,462.00	\$0.00	100%	
	TOTALS	\$ 56,071.00	(\$31,609.24)	\$ 24,461.76	\$ 22,045.89	\$2,415.87		06/30/21

Delays or problem areas: Removed many encampments. Have many fencing repairs delayed due to new fencing contract.

Work completed during prior fiscal year: Staff repaired fencing, provided vegetation removal, and cleaned inlet and outlet structures. Removed homeless encampment upon occurrence

Work to be completed during current fiscal year: Staff will provide fencing repairs as needed, provide vegetation removal, and clean inlet and outlet structures. Repair erosion at mid channel west side shoulder and at Tropical Parkway at the back of sidewalk. Homeless encampment clean up upon occurrence

Consultant/
 Contractor:
 Project
 Manager: John Runiks

633-1267

**Regional Flood Control District
Maintenance Work Program
Fourth Qtr Ending Thru 6/30/21
FY 2020-2021**

MWP Facility #: NLV12
 Facility Name: Lower Las Vegas Detention Basin
 MP Facility ID: LVMD 1905-2055

Entity: City of North Las Vegas
 Date Prepared: 07/12/21

Force Account/ Contract	Activity	Requested Work Plan Amount (\$)	Reallocation Amount (\$)	Amended Work Plan Amount (\$)	Expended to Date (\$)	Balance Remaining (\$)	Percent Complete	Scheduled Completion Date
	3 Facility Assessment and Inventory	\$ 500.00	(\$427.07)	\$ 72.33	\$ 72.33	\$0.00	100%	
	5 Inspect Channels	\$ 500.00	(\$500.00)	\$ -	\$ -	\$0.00		
	6 Inspect Levees/Detention Basin & Debris Basins	\$ 3,000.00	(\$2,561.23)	\$ 438.68	\$ 438.68	\$0.00	100%	
	8 Species Survey and Removal	\$ 1,500.00	(\$1,500.00)	\$ -	\$ -	\$0.00		
	10 Clean and Reshape Channel/Levees	\$ -		\$ -	\$ -	\$0.00		
	15 Repair Lined Channel	\$ -		\$ -	\$ -	\$0.00		
	20 Erosion Control and Repair	\$ 15,000.00	(\$15,000.00)	\$ -	\$ -	\$0.00		
	21 Provide/Maintain Dust Control	\$ 10,000.00	(\$10,000.00)	\$ -	\$ -	\$0.00		
	25 Clean Detention/Debris Basin	\$ 10,000.00	\$63,402.08	\$ 73,402.08	\$ 73,402.08	\$0.00	100%	
	35 Fence Repair	\$ 6,500.00	(\$6,500.00)	\$ -	\$ -	\$0.00		
	40 Vegetation Control - Chemical	\$ 7,000.00	(\$7,000.00)	\$ -	\$ -	\$0.00		
	45 Vegetation Control - Mechanical	\$ -		\$ -	\$ -	\$0.00		
	50 Maintain Access Road	\$ 1,000.00	(\$1,000.00)	\$ -	\$ -	\$0.00		
	55 Clean & Inspect Inlet/Outlet Structures	\$ 2,000.00	(\$2,000.00)	\$ -	\$ -	\$0.00		
	60 Repair Inlet/Outlet Structures	\$ -		\$ -	\$ -	\$0.00		
	65 Clean Storm Sewer Lines	\$ 14,071.00	(\$14,071.00)	\$ -	\$ -	\$0.00		
	70 Storm Sewer Repair	\$ -		\$ -	\$ -	\$0.00		
	75 Clean/Flush Culverts & Bridges	\$ 2,500.00	(\$2,500.00)	\$ -	\$ -	\$0.00		
	80 Miscellaneous Work Activities	\$ 20,500.00	(\$13,448.27)	\$ 7,051.73	\$ 5,826.04	\$1,225.69	83%	
	90 Homeless Encampment Clean Up	\$ 2,500.00	(\$2,014.28)	\$ 485.72	\$ 485.72	\$0.00	100%	
	TOTALS	\$ 96,571.00	(\$15,120.46)	\$ 81,450.54	\$ 80,224.85	\$1,225.69		06/30/21

Delays or problem areas: Removed many encampments. Have many fencing repairs delayed due to new fencing contract.

Work completed during prior fiscal year: Staff provided erosion control, fencing repairs, removed vegetation, cleaned inlet and outlet structures, maintained access roads, and removed large amount of trash and debris from rain events. Fence repairs were completed and homeless encampment clean up upon occurrence

Work to be completed during current fiscal year: Staff will continue to remove trash and debris, provide fencing repairs as needed, maintain access roads, clear out vegetation, clean Inlet and outlet structures, and remediate any rills within the embankment. Remove/clean vegetation, trash, and debris north of pedestrian bridge, and repair erosion on south abutment slope and north of pedestrian bridge. Homeless encampment clean up upon occurrence.

Consultant/
 Contractor: _____
 Project
 Manager: John Runiks

633-1267

55

**Regional Flood Control District
Maintenance Work Program
Fourth Qtr Ending Thru 6/30/21
FY 2020-2021**

MWP Facility #: NLV13
 Facility Name: West Trib - Ranch House Rd to Lower LV DB
 MP Facility ID: ANWE 0000-0122, CNWE 0000-0005
LVMD 2060-2322, GTEA 0000-0139, AVHR 0020

Entity: City of North Las Vegas
 Date Prepared: 07/12/21

Force Account/ Contract	Activity	Requested Work Plan Amount (\$)	Reallocation Amount (\$)	Amended Work Plan Amount (\$)	Expended to Date (\$)	Balance Remaining (\$)	Percent Complete	Scheduled Completion Date
	3 Facility Assessment and Inventory	\$ 500.00	(\$200.00)	\$ 300.00	\$ 72.33	\$227.67	24%	
	5 Inspect Channels	\$ 500.00	(\$293.04)	\$ 206.96	\$ 159.00	\$47.60	77%	
	6 Inspect Levees/Detention Basin & Debris Basins	\$ -	\$293.04	\$ 293.04	\$ 293.04	\$0.00	100%	
	8 Species Survey and Removal	\$ -	\$ -	\$ -	\$ -	\$0.00		
	10 Clean and Reshape Channel/Levees	\$ 6,000.00	\$7,731.88	\$ 13,731.88	\$ 13,731.88	\$0.00	100%	
	15 Repair Lined Channel	\$ -	\$ -	\$ -	\$ -	\$0.00		
	20 Erosion Control and Repair	\$ 3,000.00	(\$2,560.57)	\$ 439.43	\$ -	\$439.43	0%	
	21 Provide/Maintain Dust Control	\$ -	\$ -	\$ -	\$ -	\$ -		
	25 Clean Detention/Debris Basin	\$ -	\$ -	\$ -	\$ -	\$0.00		
	35 Fence Repair	\$ 4,000.00	\$15,759.00	\$ 19,759.00	\$ 19,759.00	\$0.00	100%	
	40 Vegetation Control - Chemical	\$ 3,000.00	(\$55.04)	\$ 2,944.96	\$ 2,944.96	\$0.00	100%	
	45 Vegetation Control - Mechanical	\$ -	\$ -	\$ -	\$ -	\$0.00		
	50 Maintain Access Road	\$ 2,000.00	(\$2,000.00)	\$ -	\$ -	\$0.00		
	55 Clean & Inspect Inlet/Outlet Structures	\$ 2,000.00	(\$1,000.00)	\$ 1,000.00	\$ -	\$1,000.00	0%	
	60 Repair Inlet/Outlet Structures	\$ -	\$ -	\$ -	\$ -	\$0.00		
	65 Clean Storm Sewer Lines	\$ 14,071.00	\$23,972.82	\$ 38,043.82	\$ 38,043.82	\$0.00	100%	
	70 Storm Sewer Repair	\$ -	\$ -	\$ -	\$ -	\$0.00		
	75 Clean/Flush Culverts & Bridges	\$ 2,000.00	(\$1,637.03)	\$ 362.97	\$ -	\$362.97	0%	
	80 Miscellaneous Work Activities	\$ 21,000.00	\$12,274.89	\$ 33,274.89	\$ 33,274.89	\$0.00	100%	
	90 Homeless Encampment Clean Up	\$ 6,500.00	\$27,745.98	\$ 34,245.98	\$ 34,245.98	\$0.00	100%	
	TOTALS	\$ 64,571.00	\$80,031.93	\$ 144,602.93	\$ 142,525.26	\$2,077.67		06/30/21

Delays or problem areas: Removed many encampments. Have many fencing repairs delayed due to new fencing contract.

Work completed during prior fiscal year: Repaired fencing, provided vegetation removal, cleaned inlet and outlet structures, and maintained access roads. Homeless encampment clean up upon occurrence.

Work to be completed during current fiscal year: Staff will continue to remove any trash and debris, provide fencing repairs, maintain access roads, clear out vegetation, and clean inlets and outlets. Repair continuous access road erosion and rebuild berm at Clayton. Homeless encampment clean up upon occurrence

Consultant/
 Contractor:
 Project
 Manager: John Runiks

633-1267

**Regional Flood Control District
Maintenance Work Program
Fourth Qtr Ending Thru 6/30/21
FY 2020-2021**

MWP Facility #: NLV14
 Facility Name: Tributary to the Western Trib @ Craig Road
 MP Facility ID: LV06 0000-0147, LV05 0000-0131,
 LVBR 0000-0014, LVCL 0000-0030

Entity: City of North Las Vegas
 Date Prepared: 07/12/21

Force Account/ Contract	Activity	Requested Work Plan Amount (\$)	Reallocation Amount (\$)	Amended Work Plan Amount (\$)	Expended to Date (\$)	Balance Remaining (\$)	Percent Complete	Scheduled Completion Date
	3 Facility Assessment and Inventory	\$ 500.00	(\$320.43)	\$ 179.57	\$ 12.33	\$107.24	40%	
	5 Inspect Channels	\$ 500.00	\$243.68	\$ 743.68	\$ 743.68	\$0.00	100%	
	6 Inspect Levees/Detention Basin & Debris Basins	\$ -		\$ -	\$ -	\$0.00		
	8 Species Survey and Removal	\$ -		\$ -	\$ -	\$0.00		
	10 Clean and Reshape Channel/Levees	\$ 5,500.00	\$893.75	\$ 6,393.75	\$ 6,393.75	\$0.00	100%	
	15 Repair Lined Channel	\$ -		\$ -	\$ -	\$0.00		
	20 Erosion Control and Repair	\$ -		\$ -	\$ -	\$0.00		
	21 Provide/Maintain Dust Control	\$ -		\$ -	\$ -	\$0.00		
	25 Clean Detention/Debris Basin	\$ -		\$ -	\$ -	\$0.00		
	35 Fence Repair	\$ 5,500.00	(\$1,219.29)	\$ 4,280.71	\$ 3,991.00	\$284.71	93%	
	40 Vegetation Control - Chemical	\$ 4,500.00	(\$1,089.04)	\$ 3,410.96	\$ -	\$3,410.96	0%	
	45 Vegetation Control - Mechanical	\$ -		\$ -	\$ -	\$0.00		
	50 Maintain Access Road	\$ 2,000.00	(\$2,000.00)	\$ -	\$ -	\$0.00		
	55 Clean & Inspect Inlet/Outlet Structures	\$ -		\$ -	\$ -	\$0.00		
	60 Repair Inlet/Outlet Structures	\$ -		\$ -	\$ -	\$0.00		
	65 Clean Storm Sewer Lines	\$ 14,071.00	(\$10,347.12)	\$ 3,723.88	\$ 2,296.65	\$1,457.23	61%	
	70 Storm Sewer Repair	\$ -		\$ -	\$ -	\$0.00		
	75 Clean/Flush Culverts & Bridges	\$ 3,000.00		\$ 3,000.00	\$ -	\$3,000.00	0%	
	80 Miscellaneous Work Activities	\$ 21,000.00	(\$17,166.40)	\$ 3,833.60	\$ 3,833.60	\$0.00	100%	
	90 Homeless Encampment Clean Up	\$ 10,000.00	(\$5,321.05)	\$ 4,678.05	\$ 4,678.05	\$0.00	100%	
	TOTALS	\$ 66,571.00	(\$36,326.80)	\$ 30,244.20	\$ 21,984.06	\$8,260.14		06/30/21

Delays or problem areas: Removed many major encampments. Have many fencing repairs delayed due to new fencing contract.

Work completed during prior fiscal year: Repaired fencing, provided vegetation removal, cleaned inlet and outlet structures and maintained access roads. Removed many major encampments.

Work to be completed during current fiscal year: Staff will continue to remove vegetation, trash and debris, provide fencing repairs, maintain access roads, and clean inlet and outlet structures. Repair any concrete damage from NLV02 to NLV12, and maintain the joint seals throughout the channels. Homeless encampment clean up upon occurrence.

Consultant/
 Contractor:
 Project
 Manager: John Runiks

633-1267

**Regional Flood Control District
Maintenance Work Program
Fourth Qtr Ending Thru 6/30/21
FY 2020-2021**

MWP Facility #: NLV15
 Facility Name: Las Vegas Wash - Smoke Ranch
 MP Facility ID: LVSR 0000-0295, LAAT 0000-0204,
 LANO 0000, LAAS 0000-0103

Entity: City of North Las Vegas
 Date Prepared: 07/12/21

Force Account/ Contract	Activity	Requested Work Plan Amount (\$)	Reallocation Amount (\$)	Amended Work Plan Amount (\$)	Expended to Date (\$)	Balance Remaining (\$)	Percent Complete	Scheduled Completion Date
	3 Facility Assessment and Inventory	\$ 500.00	(\$427.07)	\$ 72.33	\$ 72.33	\$0.00	100%	
	5 Inspect Channels	\$ 500.00	(\$233.40)	\$ 265.60	\$ 265.60	\$0.00	100%	
	6 Inspect Levees/Detention Basin & Debris Basins	\$ -		\$ -	\$ -	\$0.00		
	8 Species Survey and Removal	\$ -		\$ -	\$ -	\$0.00		
	10 Clean and Reshape Channel/Levees	\$ 3,500.00	\$6,778.29	\$ 12,278.29	\$ 12,278.29	\$0.00	100%	
	15 Repair Lined Channel	\$ -		\$ -	\$ -	\$0.00		
	20 Erosion Control and Repair	\$ 3,000.00	(\$3,000.00)	\$ -	\$ -	\$0.00		
	21 Provide/Maintain Dust Control	\$ -		\$ -	\$ -	\$0.00		
	25 Clean Detention/Debris Basin	\$ -		\$ -	\$ -	\$0.00		
	35 Fence Repair	\$ -	\$4,655.00	\$ 4,655.00	\$ 4,655.00	\$0.00	100%	
	40 Vegetation Control - Chemical	\$ 3,500.00	(\$3,500.00)	\$ -	\$ -	\$0.00		
	45 Vegetation Control - Mechanical	\$ -		\$ -	\$ -	\$0.00		
	50 Maintain Access Road	\$ 2,000.00	(\$2,000.00)	\$ -	\$ -	\$0.00		
	55 Clean & Inspect Inlet/Outlet Structures	\$ 2,500.00	(\$2,500.00)	\$ -	\$ -	\$0.00		
	60 Repair Inlet/Outlet Structures	\$ -		\$ -	\$ -	\$0.00		
	65 Clean Storm Sewer Lines	\$ 14,071.00	\$682.70	\$ 14,753.70	\$ 14,753.70	\$0.00	100%	
	70 Storm Sewer Repair	\$ -		\$ -	\$ -	\$0.00		
	75 Clean/Flush Culverts & Bridges	\$ 1,000.00	(\$1,000.00)	\$ -	\$ -	\$0.00		
	80 Miscellaneous Work Activities	\$ 20,000.00	(\$17,323.58)	\$ 2,676.42	\$ 1,050.68	\$1,625.74	39%	
	90 Homeless Encampment Clean Up	\$ 2,500.00	\$1,764.81	\$ 4,264.81	\$ 4,264.81	\$0.00	100%	
	TOTALS	\$ 53,071.00	(\$14,104.85)	\$ 38,966.15	\$ 37,340.41	\$1,625.74		06/30/21

Delays or problem areas: Encountered some homeless encampments.

Work completed during prior fiscal year: Repaired fencing, removed vegetation, cleaned storm drains, and outlet and inlet structures, and maintained access roads. Homeless encampment clean up upon occurrence

Work to be completed during current fiscal year: Staff will continue to remove trash and debris, provide fencing repairs as needed, maintain access roads, remove vegetation, clean inlet and outlet structures, and clean/inspect storm drains. Repair erosion along east side of channel and along entire channel bottom. Homeless encampment clean up upon occurrence

Consultant/
 Contractor: _____
 Project
 Manager: John Runiks

633-1267

**Regional Flood Control District
Maintenance Work Program
Fourth Qtr Ending Thru 6/30/21
FY 2020-2021**

MWP Facility #: NLV16
 Facility Name: Upper Las Vegas Wash Channel
 MP Facility ID: LVLO 0000-0025, TREA 0000-0134, LVUP 0000-0382,
CNEA 0000-0176, ANEA 0000-0040, LV5C 0000-0063, CNDS 0000-0062

Entity: City of North Las Vegas
 Date Prepared: 07/12/21

Force Account/ Contract	Activity	Requested Work Plan Amount (\$)	Reallocation Amount (\$)	Amended Work Plan Amount (\$)	Expended to Date (\$)	Balance Remaining (\$)	Percent Complete	Scheduled Completion Date
	3 Facility Assessment and Inventory	\$ 500.00	15100.73	\$ 399.27	\$ 12.33	\$326.94	18%	
	5 Inspect Channels	\$ 500.00		\$ 500.00	\$ 491.00	\$8.20	98%	
	6 Inspect Levees/Detention Basin & Debris Basins	\$ -		\$ -	\$ -	\$0.00		
	8 Species Survey and Removal	\$ -		\$ -	\$ -	\$0.00		
	10 Clean and Reshape Channel/Levees	\$ 1,000.00	\$11,473.28	\$ 12,473.28	\$ 12,473.28	\$0.00	100%	
	15 Repair Lined Channel	\$ -		\$ -	\$ -	\$0.00		
	20 Erosion Control and Repair	\$ -		\$ -	\$ -	\$0.00		
	21 Provide/Maintain Dust Control	\$ -		\$ -	\$ -	\$0.00		
	25 Clean Detention/Debris Basin	\$ -		\$ -	\$ -	\$0.00		
	35 Fence Repair	\$ 3,500.00	(\$1,975.44)	\$ 1,524.56	\$ -	\$1,524.56	0%	
	40 Vegetation Control - Chemical	\$ 3,500.00	\$3,336.83	\$ 6,836.83	\$ 6,836.83	\$0.00	100%	
	45 Vegetation Control - Mechanical	\$ -		\$ -	\$ -	\$0.00		
	50 Maintain Access Road	\$ -		\$ -	\$ -	\$0.00		
	55 Clean & Inspect Inlet/Outlet Structures	\$ -		\$ -	\$ -	\$0.00		
	60 Repair Inlet/Outlet Structures	\$ -		\$ -	\$ -	\$0.00		
	65 Clean Storm Sewer Lines	\$ 14,071.00	(\$3,169.22)	\$ 10,901.78	\$ 10,901.78	\$0.00	100%	
	70 Storm Sewer Repair	\$ -		\$ -	\$ -	\$0.00		
	75 Clean/Flush Culverts & Bridges	\$ 52,000.00	(\$50,268.01)	\$ 1,744.39	\$ -	\$1,744.39	0%	
	80 Miscellaneous Work Activities	\$ 20,000.00	\$6,240.41	\$ 26,240.41	\$ 26,240.41	\$0.00	100%	
	90 Homeless Encampment Clean Up	\$ 4,500.00	(\$4,500.00)	\$ -	\$ -	\$0.00		
	TOTALS	\$ 99,571.00	(\$38,950.48)	\$ 60,620.52	\$ 57,016.43	\$3,604.09		06/30/21

Delays or problem areas: Removed many encampments. Have many fencing repairs delayed due to new fencing contract.

Work completed during prior fiscal year: Staff provided trash and debris removal, repaired fencing as needed, maintained access roads, removed vegetation and graffiti as needed, and cleaned storm drains, channels, and culverts. Homeless encampment cleanup upon occurrence

Work to be completed during current fiscal year: Staff will continue to provide trash and debris removal, repair fencing as needed, maintain access roads, remove vegetation and graffiti as needed, and clean storm drains, channels and culverts.

Consultant/
 Contractor: _____
 Project
 Manager: John Runiks

633-1267

**Regional Flood Control District
Maintenance Work Program
Fourth Qtr Ending Thru 6/30/21
FY 2020-2021**

MWP Facility #: NLV17
 Facility Name: Range Wash - Las Vegas Wash Diversion & Levee
 MP Facility ID: LVRW 0000-0293

Entity: City of North Las Vegas
 Date Prepared: 07/12/21

Force Account/ Contract	Activity	Requested Work Plan Amount (\$)	Reallocation Amount (\$)	Amended Work Plan Amount (\$)	Expended to Date (\$)	Balance Remaining (\$)	Percent Complete	Scheduled Completion Date
	3 Facility Assessment and Inventory	\$ 500.00		\$ 500.00	\$ 72.33	\$427.67	14%	
	5 Inspect Channels	\$ 500.00		\$ 500.00	\$ 212.48	\$287.52	42%	
	6 Inspect Levees/Detention Basin & Debris Basins	\$ 1,500.00	(\$500.00)	\$ 1,000.00	\$ 159.39	\$840.64	16%	
	8 Species Survey and Removal	\$ 1,500.00	(\$1,500.00)	\$ -	\$ -	\$0.00		
	10 Clean and Reshape Channel/Levees	\$ 2,000.00	\$46,525.00	\$ 48,525.00	\$ 48,525.00	\$0.00	100%	
	15 Repair Lined Channel	\$ -		\$ -	\$ -	\$0.00		
	20 Erosion Control and Repair	\$ 106,000.00	(\$106,000.00)	\$ -	\$ -	\$0.00		
	21 Provide/Maintain Dust Control	\$ 25,000.00	(\$25,000.00)	\$ -	\$ -	\$0.00		
	25 Clean Detention/Debris Basin	\$ -		\$ -	\$ -	\$0.00		
	35 Fence Repair	\$ -		\$ -	\$ -	\$0.00		
	40 Vegetation Control - Chemical	\$ 3,000.00	(\$2,259.84)	\$ 740.16	\$ -	\$740.16	0%	
	45 Vegetation Control - Mechanical	\$ -		\$ -	\$ -	\$0.00		
	50 Maintain Access Road	\$ 2,000.00	(\$588.97)	\$ 1,411.03	\$ -	\$1,411.03	0%	
	55 Clean & Inspect Inlet/Outlet Structures	\$ -		\$ -	\$ -	\$0.00		
	60 Repair Inlet/Outlet Structures	\$ -		\$ -	\$ -	\$0.00		
	65 Clean Storm Sewer Lines	\$ -		\$ -	\$ -	\$0.00		
	70 Storm Sewer Repair	\$ -		\$ -	\$ -	\$0.00		
	75 Clean/Flush Culverts & Bridges	\$ -		\$ -	\$ -	\$0.00		
	80 Miscellaneous Work Activities	\$ 20,000.00	(\$18,774.32)	\$ 1,225.68	\$ 1,225.68	\$0.00	100%	
	90 Homeless Encampment Clean Up	\$ 3,500.00	(\$3,500.00)	\$ -	\$ -	\$0.00		
	TOTALS	\$ 165,500.00	(\$111,598.13)	\$ 53,901.87	\$ 50,194.85	\$3,707.02		06/30/21

Delays or problem areas: Providing maintenance on the levee was hindered due to the higher than normal level of Air Force training exercises. These delays interfered with production. In light of these challenges our projects were delayed but completed.

Work completed during prior fiscal year: Staff provided major erosion control, fencing repairs, vegetation removal and dust control. Minor homeless encampments encountered. Also encountered fencing repairs due to offroad traffic.

Work to be completed during current fiscal year: Clear access route into DB, repair erosion on embankment slopes, provide fencing repairs, remove vegetation, and provide dust control as needed. Staff will also continue to maintain access roads, monitor and inspect levee. Remove homeless encampments upon occurrence

Consultant/
 Contractor:
 Project
 Manager: John Runiks

633-1267

**Regional Flood Control District
Maintenance Work Program
Fourth Qtr Ending Thru 6/30/21
FY 2020-2021**

MWP Facility #: NLV18
 Facility Name: Cheyenne Peaking Basin
 MP Facility ID: LVMD 1594-1647

Entity: City of North Las Vegas
 Date Prepared: 07/12/21

Force Account/ Contract	Activity	Requested Work Plan Amount (\$)	Reallocation Amount (\$)	Amended Work Plan Amount (\$)	Expended to Date (\$)	Balance Remaining (\$)	Percent Complete	Scheduled Completion Date
	3 Facility Assessment and Inventory	\$ 500.00	(\$427.67)	\$ 72.33	\$ 72.33	\$0.00	100%	
	5 Inspect Channels	\$ -		\$ -	\$ -	\$0.00		
	6 Inspect Levees/Detention Basin & Debris Basins	\$ 2,000.00	(\$1,628.16)	\$ 371.84	\$ 371.84	\$0.00	100%	
	8 Species Survey and Removal	\$ -		\$ -	\$ -	\$0.00		
	10 Clean and Reshape Channel/Levees	\$ -	\$16,974.38	\$ 16,974.38	\$ 16,974.38	\$0.00	100%	
	15 Repair Lined Channel	\$ -		\$ -	\$ -	\$0.00		
	20 Erosion Control and Repair	\$ -		\$ -	\$ -	\$0.00		
	21 Provide/Maintain Dust Control	\$ -		\$ -	\$ -	\$0.00		
	25 Clean Detention/Debris Basin	\$ 20,000.00	\$36,708.32	\$ 56,708.32	\$ 56,708.32	\$0.00	100%	
	35 Fence Repair	\$ 5,000.00	\$33,160.00	\$ 38,160.00	\$ 38,160.00	\$0.00	100%	
	40 Vegetation Control - Chemical	\$ 3,500.00	(\$3,500.00)	\$ -	\$ -	\$0.00		
	45 Vegetation Control - Mechanical	\$ 3,500.00	(\$3,500.00)	\$ -	\$ -	\$0.00		
	50 Maintain Access Road	\$ 3,000.00	(\$3,000.00)	\$ -	\$ -	\$0.00		
	55 Clean & Inspect Inlet/Outlet Structures	\$ 1,500.00	(\$1,500.00)	\$ -	\$ -	\$0.00		
	60 Repair Inlet/Outlet Structures	\$ -	\$4,361.00	\$ 4,361.00	\$ 4,361.00	\$0.00	100%	
	65 Clean Storm Sewer Lines	\$ 14,071.00	(\$12,719.79)	\$ 1,351.21	\$ -	\$1,351.21	0%	
	70 Storm Sewer Repair	\$ -		\$ -	\$ -	\$0.00		
	75 Clean/Flush Culverts & Bridges	\$ 2,000.00	(\$2,000.00)	\$ -	\$ -	\$0.00		
	80 Miscellaneous Work Activities	\$ 23,000.00	(\$1,837.70)	\$ 21,162.30	\$ 21,162.30	\$0.00	100%	
	90 Homeless Encampment Clean Up	\$ 10,000.00	\$29,295.73	\$ 39,295.73	\$ 39,295.73	\$0.00	100%	
	TOTALS	\$ 88,071.00	\$90,386.11	\$ 178,457.11	\$ 177,105.90	\$1,351.21		06/30/21

Delays or problem areas: Removed many major encampments. Have many fencing repairs delayed due to new fencing contract.

Work completed during prior fiscal year: Staff provided erosion control, dust control, fencing repairs, vegetation removal, cleaned inlet and outlet structures and maintained access roads. Removed many homeless encampments.

Work to be completed during current fiscal year: Staff will continue to provide dust control as needed, maintain access roads, and clean inlet and outlet structures. Remove/clean trash and debris in dam diverters and in channel, and remove vegetation in basin bottom, basin outlet grate, and on upper road south of Civic Center. Remove graffiti and repair fence at end of Bulloch. Remove homeless encampments upon occurrence. Staff will remove silt deposits from the bottom of basin.

Consultant/
 Contractor:
 Project
 Manager: John Runiks

633-1267

**Regional Flood Control District
Maintenance Work Program
Fourth Qtr Ending Thru 6/30/21
FY 2020-2021**

MWP Facility #: NLV19
 Facility Name: Las Vegas Wash-Middle, Cheyenne Ave. to Owens Avenue
 MP Facility ID: LVMD 1355, 1390, 1400

Entity: City of North Las Vegas
 Date Prepared: 07/12/21

Force Account/ Contract	Activity	Requested Work Plan Amount (\$)	Reallocation Amount (\$)	Amended Work Plan Amount (\$)	Expended to Date (\$)	Balance Remaining (\$)	Percent Complete	Scheduled Completion Date
	3 Facility Assessment and Inventory	\$ 500.00		\$ 267.76	\$ 72.33	\$195.43	27%	
	5 Inspect Channels	\$ 500.00	(\$150.00)	\$ 350.00	\$ 159.36	\$190.64	46%	
	6 Inspect Levees/Detention Basin & Debris Basins	\$ -		\$ -	\$ -	\$0.00		
	8 Species Survey and Removal	\$ -		\$ -	\$ -	\$0.00		
	10 Clean and Reshape Channel/Levees	\$ 81,500.00	\$176,256.02	\$ 257,756.02	\$ 257,756.02	\$0.00	100%	
	15 Repair Lined Channel	\$ -		\$ -	\$ -	\$0.00		
	20 Erosion Control and Repair	\$ 5,000.00	\$217,688.00	\$ 222,688.00	\$ 222,688.00	\$0.00	100%	
	21 Provide/Maintain Dust Control	\$ 5,000.00	(\$5,000.00)	\$ -	\$ -	\$0.00		
	25 Clean Detention/Debris Basin	\$ -	\$36,497.55	\$ 36,497.55	\$ 36,497.55	\$0.00	100%	
	35 Fence Repair	\$ 5,000.00	(\$4,500.00)	\$ 500.00	\$ -	\$500.00	0%	
	40 Vegetation Control - Chemical	\$ 5,000.00	(\$1,497.03)	\$ 3,502.97	\$ 3,502.97	\$0.00	100%	
	45 Vegetation Control - Mechanical	\$ 10,500.00	(\$8,327.52)	\$ 2,172.48	\$ -	\$2,172.48	0%	
	50 Maintain Access Road	\$ 19,000.00	(\$17,104.54)	\$ 1,895.46	\$ -	\$1,895.46	0%	
	55 Clean & Inspect Inlet/Outlet Structures	\$ -		\$ -	\$ -	\$0.00		
	60 Repair Inlet/Outlet Structures	\$ -		\$ -	\$ -	\$0.00		
	65 Clean Storm Sewer Lines	\$ 17,073.00	(\$13,099.00)	\$ 4,073.00	\$ -	\$4,073.00	0%	
	70 Storm Sewer Repair	\$ -		\$ -	\$ -	\$0.00		
	75 Clean/Flush Culverts & Bridges	\$ 3,500.00	(\$1,991.20)	\$ 1,508.80	\$ -	\$1,508.80	0%	
	80 Miscellaneous Work Activities	\$ 24,000.00	(\$16,500.00)	\$ 7,500.00	\$ 3,750.57	\$3,749.43	50%	
	90 Homeless Encampment Clean Up	\$ -		\$ -	\$ -	\$0.00		
	TOTALS	\$ 176,573.00	\$362,139.04	\$ 538,712.04	\$ 524,426.80	\$14,285.24		06/30/21

Delays or problem areas: Removed many major encampments. Have many fencing repairs delayed due to new fencing contract.

Work completed during prior fiscal year: Staff provided erosion control, dust control, fencing repairs, vegetation removal, cleaned inlet and outlet structures and maintained access roads. Removed many homeless encampments.

Work to be completed during current fiscal year: Effective 10/19/20, one time cleanup. Staff will continue to provide dust control as needed, maintain access roads, and clean inlet and outlet structures. Remove/clean trash and debris in dam diverters and in channel, and remove vegetation in basin bottom, basin outlet grate, and on upper road south of Civic Center. Remove graffiti and repair fence at end of Bulloch. Remove homeless encampments upon occurrence. Staff will remove silt deposits from the bottom of basin.

Effective
10/19/20,
cleanup will
start

Consultant/
Contractor:
Project
Manager: John Runiks

633-1267

CLARK COUNTY
REGIONAL FLOOD CONTROL DISTRICT

AGENDA ITEM


SUBJECT: REGIONAL FLOOD CONTROL DISTRICT'S POLICIES AND PROCEDURES MANUAL – 2021 ANNUAL REVIEW/UPDATE
PETITIONER: STEVEN C. PARRISH, P.E., GENERAL MANAGER/CHIEF ENGINEER
RECOMMENDATION OF PETITIONER: RECEIVE A REPORT ON AMENDMENTS TO THE REGIONAL FLOOD CONTROL DISTRICT'S POLICIES AND PROCEDURES MANUAL – 2021 ANNUAL REVIEW/UPDATE

FISCAL IMPACT: None.

BACKGROUND:

The District Policies and Procedures Manual – Section XIII, states that the Advisory Committees will review the policies and procedures in August of each year; thereafter the amended manual will be presented to the Board for adoption. Staff is currently in the process of reviewing the manual. In addition, the Advisory Committees may wish to review and offer comments to District staff regarding the policies and procedures by September 8, 2021.

Respectfully submitted,


FOR Steven C. Parrish, P.E.
General Manager/Chief Engineer

TAC AGENDA ITEM #08 Date: 08/26/2021	RFCD AGENDA ITEM # Date:
CAC AGENDA ITEM #08 Date: 08/30/2021	

Regional Flood Control District
AGENDA ITEM DEVELOPMENT

Staff Discussion:	Date: 08/16/2021
RFCD POLICIES AND PROCEDURES MANUAL – 2021 ANNUAL REVIEW/UPDATE	
The District Policies and Procedures Manual – Section XIII, states that the Advisory Committees will review the policies and procedures in August of each year; thereafter the amended manual will be presented to the Board for adoption. Staff is currently in the process of reviewing the manual. In addition, the Advisory Committees may wish to review and offer comments to District staff regarding the Policies and Procedures by September 8, 2021.	
Staff Recommendation:	
Receive a report on amendments to the RFCD Policies and Procedures Manual – 2021 annual review/update.	
Discussion by Technical Advisory Committee:	AGENDA #08 Date: 08/26/2021
Recommendation:	
Discussion by Citizens Advisory Committee:	AGENDA #08 Date: 08/30/2021
Recommendation:	

**CLARK COUNTY
REGIONAL FLOOD CONTROL DISTRICT
AMENDED MAINTENANCE WORK PLAN SUMMARY
AGENDA ITEM**

SUBJECT: 2020-2021 Flood Control Facility Maintenance – First Supplemental
PETITIONER: DENIS CEDERBURG, DIRECTOR OF PUBLIC WORKS
RECOMMENDATION OF PETITIONER: That the Regional Flood Control District Board approve and authorize the Chair to sign the First Supplemental Interlocal Contract for the maintenance of Flood Control Facilities in the unincorporated areas of Clark County for the 2020-2021 Annual Maintenance Program.

FISCAL IMPACT:

\$ 3,126,500.00 – Original Contract Amount
 \$ 320,000.00 – 1st Supplemental
 \$ 3,446,500.00

BACKGROUND:


On June 11, 2020 the Regional Flood Control District entered into an interlocal contract with Clark County to maintain Regional Flood Control Facilities within Clark County. The work to be performed is described in the annual budget work program sheets, which are attached.

The Clark County Regional Flood Control District has programmed funds for the maintenance of flood control facilities which are shown on the Master Plan. Clark County Public Works is proposing this First Supplemental Interlocal Contract to provide funds to maintain those facilities shown on the Master Plan and located in the unincorporated areas of Clark County. Due to the implementation of the new Las Vegas Homeless Ordinance passed in November 2019, homeless encampment clean-up has significantly increased. This requires the clearing and removal of homeless debris located within the public right of way, i.e. flood channels, storm drains, drainage easements, trails, pedestrian bridges, etc.

TAC AGENDA ITEM # 09 Date: 08/26/21	RFCD AGENDA ITEM # 13 Date: 08/12/21
CAC AGENDA ITEM # 09 Date: 08/30/21	

Clark County is required by Nevada's Division of Environmental Protection (NDEP) to meet a 30-day cleaning rotation of all County maintained storm drain facilities. As a result of the significant increase, the supplemental increase is needed to address the removal of all additional hazardous and non-hazardous debris. The maintenance program is identified in Exhibit "A" of the Interlocal Contract.

Respectfully submitted,


DENIS CEDERBURG
Director of Public Works
DC:CJS:cs/Attachment

TAC AGENDA ITEM # 09 Date: 08/26/21	RFCD AGENDA ITEM # 13 Date: 08/12/21
CAC AGENDA ITEM # 09 Date: 08/30/21	

Regional Flood Control District
AGENDA ITEM DEVELOPMENT

Staff Discussion:

Date: 08/02/2021

**FISCAL YEAR 2020-2021 MAINTENANCE WORK PROGRAM – CLARK COUNTY
FIRST SUPPLEMENTAL INTERLOCAL CONTRACT**

Clark County has submitted a request to approve a first supplemental interlocal contract for the FY 2020-21 Maintenance Work Program to increase funding in the amount of \$320,000.

On June 11, 2020, the Regional Flood Control District entered into an interlocal contract with Clark County to maintain Regional Flood Control Facilities within Clark County and in the unincorporated areas of Clark County.

Additional funding is needed for homeless encampment clean-up in the facilities.

District funding will be as follows:

	Current Funding	Increase/Decrease	Proposed Funding
FY 2020-21 MWP Clark County	\$3,126,500	\$320,000	\$3,446,500

The RFCD Attorney has reviewed the contract.

Staff Recommendation:

Approve.

Discussion by Technical Advisory Committee:

AGENDA
#09 Date: 08/26/2021

Recommendation:

Discussion by Citizens Advisory Committee:

AGENDA
#09 Date: 08/30/2021

Recommendation:

**FIRST SUPPLEMENTAL INTERLOCAL CONTRACT
ANNUAL MAINTENANCE WORK PROGRAM**

THIS FIRST SUPPLEMENTAL INTERLOCAL CONTRACT, made and entered into this day of _____, 20____, by and between the CLARK COUNTY, a political subdivision of the State of Nevada, hereinafter referred to as COUNTY, and the CLARK COUNTY REGIONAL FLOOD CONTROL DISTRICT, hereinafter referred to as "DISTRICT".

W I T N E S S E T H:

WHEREAS, pursuant to Chapter 543 of the Nevada Revised Statutes, the DISTRICT may approve and fund projects to maintain flood control improvements; and

WHEREAS, pursuant to NRS 277.180 any one or more public agencies may contract with one or more other public agencies to perform any governmental service, activity or undertaking which any of the public agencies is authorized by law to perform; and

WHEREAS, the COUNTY desires to maintain flood control improvements within the COUNTY in accordance with the maintenance program set forth herein, and hereinafter referred to as "Project"; and

WHEREAS, the facilities upon which maintenance will be performed are facilities described in the DISTRICT'S Master Plan.

WHEREAS, an interlocal contract was entered into between the DISTRICT and the COUNTY on June 11, 2020.

WHEREAS, the COUNTY wishes to increase total maintenance funding.

NOW, THEREFORE, in consideration of the covenants, conditions, agreements, and promises of the parties hereto, the DISTRICT authorizes the Project as it is mutually understood and agreed as follows:

SECTION II - PROJECT COSTS, paragraph 1 shall be revised to read as follows:

The DISTRICT agrees to make payment for Project costs within the limits specified below:

1. The Project costs shall not exceed \$3,446,500.00.

The amounts allocated to each individual facility within the Project must be specified in Exhibit "A". Any changes to said allocated amounts must be approved by the DISTRICT'S Chief Engineer in accordance with Section 4.24 of the DISTRICT *Operations and Maintenance Manual*.

IN WITNESS WHEREOF, the parties have caused this First Supplemental Interlocal Contract to be executed the day and year first above written.

Date of District Action: REGIONAL FLOOD CONTROL DISTRICT

BY: _____
Debra March, Chair

ATTEST:

Deanna Hughes
Secretary to the Board

Approved as to Form:

BY: _____
Christopher Figgins
RFCD Attorney

Date of Commission Action: COUNTY OF CLARK _____

BY: _____
Marilyn Kirkpatrick, Chair

ATTEST:

Lynn Marie Goya
County Clerk

**CLARK COUNTY
REGIONAL FLOOD CONTROL DISTRICT
AMENDED MAINTENANCE WORK PLAN SUMMARY
FISCAL YEAR 2020 – 2021**

Master Plan Facility ID	MWP Facility Number	Facility Description	Cost
FLAM	CC01	FLAMINGO WASH	\$ 1,304,380.00
LVWS	CC02	LAS VEGAS WASH	\$ 336,920.00
DCWA	CC03	DUCK CREEK	\$ 463,725.00
LVRW	CC05	LAS VEGAS RANGE WASH	\$ 224,600.00
TRWA	CC06	TROPICANA WASH	\$ 330,825.00
TRMC	CC07	AIRPORT CHANNEL	\$ 135,500.00
LV02	CC08	MONSON CHANNEL	\$ 25,825.00
DCRH	CC09	RAWHIDE CHANNEL	\$ 68,200.00
VBCH	CC10	VAN BUSKIRK CHANNEL	\$ 164,650.00
FWNF	CC11	FLAMINGO WASH NORTH FORK	\$ 31,600.00
LGWS	CC14	LAUGHLIN WASHES	\$ 36,850.00
MVAL	CC15	MOAPA VALLEY	\$ 41,400.00
BDWS	CC16	BLUE DIAMOND WASH	\$ 147,950.00
SCHL	CC17	SEARCHLIGHT	\$ 1,600.00
BNKV	CC18	BUNKERVILLE	\$ 26,250.00
PTWA	CC19	PITTMAN WASH	\$ 49,300.00
ISWE	CC20	INDIAN SPRINGS, GOODSPRINGS, JEAN, MOUNT CHARLESTON	\$ 44,400.00
GOBE	CC21	NORTHERN BELTWAY CHANNELS	\$ 12,525.00
		Total	\$3,446,500.00

**REGIONAL FLOOD CONTROL DISTRICT
MAINTENANCE WORK PROGRAM**

AMENDED ANNUAL BUDGET

MWP Facility #: **CC 01**

Entity: Clark County

Facility Name: Flamingo Wash

FY 2020-2021

Date Prepared: 7/28/2021

MP Facility ID: F1FA 0000-0004 F2NB 0000-0048 F301 0000-0032, 0059-0071 F401 0000-0003 FLBF 0046-0328

MP Facility ID: FLBN 0001-0033 FLCM 0000 FLDI 0000-0105 FLDN 0000-0160 FLDR 0000-0179 FLDS 0000-0750

MP Facility ID: FLF1 0000-0304 FLF2 0000-0137 FLF3 0000-0198 FLF4 0000-0355 FLFA 0000-0037

MP Facility ID: FLFL 0000-0147 FLHA 0000 FLJO 0000-0076 FLOQ 0000 FLOQ 0050 FLOQ 0100 FLOQ 0110 FLOQ 0116

MP Facility ID: FLRB 0000-0062 FLRO 0000 FLSB 0000-0128 FLSM 0000-0180 FLSP 0000 FLTR 0000-0347

MP Facility ID: FLVV 0000-0006 FLWA 0001-1443 RRBW 0000 RRFA 0000-0170 RRFC 0000 RRHU 0000-0129

MP Facility ID: RRNA 0000-0097 RRNN 0000-0022 RRNS 0000-0010 RRR4 0000-0160 RRWA 0000-0777

Force Account/ Contract	Activity	Requested Work Plan Amount (\$)	Amended Work Plan Amount (\$)	Percent Complete	Scheduled Completion Date
	3 Facility Assessment and Inventory	\$0.00			
	5 Inspect Channels	17,050.00			
	6 Inspect Levees, Deten/Debris Basins	16,700.00			
	8 Species Survey and Removal	0.00			
	10 Clean and Reshape Channels/Levees	136,500.00			
	15 Repair Lined Channel	7,900.00			
	20 Erosion Control and Repair	24,180.00			
	21 Provide/Maintain Dust Control	10,400.00			
	25 Clean Detention/Debris Basins	8,750.00			
	35 Fence Repair	27,900.00			
	40 Vegetation Control - Chemical	61,000.00			
	45 Vegetation Control - Mechanical	5,850.00			
	50 Maintain Access Road	0.00			
	55 Clean & Inspect Inlet/Outlet Structures	0.00			
	60 Repair Inlet/Outlet Structures	0.00			
	65 Clean Storm Sewer Lines	0.00			
	70 Storm Sewer Line Repair	0.00			
	75 Clean/Flush Culverts & Bridges	0.00			
	80 Miscellaneous Work Activities	243,150.00			
	85 Engineering	0.00			
	90 Homeless Cleanup	745,000.00			
	TOTALS	\$1,304,380.00			06/2021

Delays or problem areas:

Work completed during prior fiscal year:

Misc. maintenance. Homeless cleanup. Clean & inspect detention/debris basins listed in facilities above.

Work to be completed during current fiscal year:

Channel maintenance contract. Homeless cleanup. Clean & inspect detention/debris basins listed in facilities above.

Ongoing pre-emergent for Upper Flamingo Detention Basin and Red Rock Detention Basins performed as needed.

Silt removal from Red Rock Detention Basin, R4, F1, F2, F3 and F4. Contract for Club at Sunrise.

Consultant/

Contractor:

Project

Manager:

Clint J. Spencer

Phone Number: 702-455-7540

**REGIONAL FLOOD CONTROL DISTRICT
MAINTENANCE WORK PROGRAM
AMENDED ANNUAL BUDGET**

MWP Facility #: **CC 02** Entity: Clark County
 Facility Name: **Las Vegas Wash** FY 2020-2021 Date Prepared: 7/28/2021
 MP Facility ID: COLM 0000
 MP Facility ID: LV01 0000-0116
 MP Facility ID: LVCO 0000-0109
 MP Facility ID: LVMD 0675-1054, 1355-1550
 MP Facility ID: NLWY 0000-0030
 MP Facility ID: _____
 MP Facility ID: _____

Force Account/ Contract	Activity	Requested Work Plan Amount (\$)	Amended Work Plan Amount (\$)	Percent Complete	Scheduled Completion Date
	3 Facility Assessment and Inventory	\$0.00			
	5 Inspect Channels	4,200.00			
	6 Inspect Levees, Deten/Debris Basins	0.00			
	8 Species Survey and Removal	0.00			
	10 Clean and Reshape Channels/Levees	138,000.00			
	15 Repair Lined Channel	0.00			
	20 Erosion Control and Repair	0.00			
	21 Provide/Maintain Dust Control	950.00			
	25 Clean Detention/Debris Basins	0.00			
	35 Fence Repair	1,200.00			
	40 Vegetation Control - Chemical	12,920.00			
	45 Vegetation Control - Mechanical	1,400.00			
	50 Maintain Access Road	0.00			
	55 Clean & Inspect Inlet/Outlet Structures	1,850.00			
	60 Repair Inlet/Outlet Structures	0.00			
	65 Clean Storm Sewer Lines	0.00			
	70 Storm Sewer Repair	0.00			
	75 Clean/Flush Culverts & Bridges	0.00			
	80 Miscellaneous Work Activities	40,400.00			
	85 Engineering	0.00			
	90 Homeless Cleanup	136,000.00			
	TOTALS	\$336,920.00			06/2021

Delays or problem areas:

Work completed during prior fiscal year:
 Misc. maintenance. Homeless cleanup. Ongoing vegetation control at LVMD 0675-0780 Lower Las Vegas Wash.

Work to be completed during current fiscal year:
 Misc. maintenance. Homeless cleanup. Maintenance in the Club at Sunrise. Channel maintenance contract.
 Erosion control at LVMD 0675-0154 Las Vegas Wash Middle. Maintenance pending storms at LV01 0000 Tropicana at Wetlands Park.

Consultant/
 Contractor: _____
 Project
 Manager: Clint J. Spencer Phone Number: 702-455-7540

**REGIONAL FLOOD CONTROL DISTRICT
MAINTENANCE WORK PROGRAM**

AMENDED ANNUAL BUDGET

MWP Facility #: **CC 03** Entity: Clark County
 Facility Name: **Duck Creek** **FY 2020-2021** Date Prepared: 7/28/2021
 MP Facility ID: BDW5 0000-0023 DC95 0000-0038 DCBD 0000-0273
 MP Facility ID: DCCA 0000-0078 DCCD 0000 DCGL 0000-0086, 0106, 0112, 0138-0179
 MP Facility ID: DCHV 0000-0012 DCI1 0000-0031 DCLB 0000 DCLV 0000-0230 DCPA 0000-0106
 MP Facility ID: DCPI 0000-0032 DCRB 0000-0015 DCSH 0000-0017 DCST 0036
 MP Facility ID: DCW1 0000-0132 DCW4 0111-0122, 0366-0557, 0665-0786, 0940-0971
 MP Facility ID: DCW5 0000-0059 DCWA 0000-0597, 0699-1748, 1869-1929
 MP Facility ID: DCWB 0000-0086 DCWF 0000-0061

Force Account/ Contract	Activity	Requested Work Plan Amount (\$)	Amended Work Plan Amount (\$)	Percent Complete	Scheduled Completion Date
	3 Facility Assessment and Inventory	\$0.00			
	5 Inspect Channels	6,750.00			
	6 Inspect Levees, Deten/Debris Basins	9,450.00			
	8 Species Survey and Removal	0.00			
	10 Clean and Reshape Channels/Levees	22,850.00			
	15 Repair Lined Channel	13,200.00			
	20 Provide/Maintain Erosion Control	3,500.00			
	21 Provide/Maintain Dust Control	24,500.00			
	25 Clean Detention/Debris Basins	82,825.00			
	35 Fence Repair	20,750.00			
	40 Vegetation Control - Chemical	17,700.00			
	45 Vegetation Control - Mechanical	4,550.00			
	50 Maintain Access Road	8,750.00			
	55 Clean & Inspect Inlet/Outlet Structures	0.00			
	60 Repair Inlet/Outlet Structures	0.00			
	65 Clean Storm Sewer Lines	0.00			
	70 Storm Sewer Repair	4,050.00			
	75 Clean/Flush Culverts & Bridges	0.00			
	80 Miscellaneous Work Activities	141,150.00			
	85 Engineering	0.00			
	90 Homeless Cleanup	103,700.00			
	TOTALS	\$463,725.00			06/2021

Delays or problem areas:

Work completed during prior fiscal year: Ongoing vegetation control on native sections East of Mountain Vista DCWA 0509-0340 Duck Creek Wash. Misc. maintenance. Homeless cleanup. Clean & inspect detention/debris basins listed in facilities above. Silt removal, reshaping flowline, access road and slopes, tree and vegetation removal in channel.

Work to be completed during current fiscal year:
 Clean & inspect detention/debris basins listed in facilities above. Misc. maintenance.
 Homeless cleanup. Erosion control and repair at Duck Creek Railroad Detention Basin DCW4 0393, Upper Duck Creek Detention Basin DCW4 0942, Central Duck Creek Detention Basin DCWA 1659, Lower Duck Creek Detention Basin DCWA 1217.
 Ongoing pre-emergent for Lower Duck Creek Detention Basin DCWA 1217.
 Ongoing vegetation control and maintenance at Duck Creek Wash Earth Channel DCWA 0430, Duck Creek Wash Concrete Channel 0431, Duck Creek Wash Earth Channel 0444.

Consultant/
 Contractor: _____
 Project
 Manager: Clint J. Spencer Phone Number: 702-455-7540

**REGIONAL FLOOD CONTROL DISTRICT
MAINTENANCE WORK PROGRAM
AMENDED ANNUAL BUDGET**

FY 2020-2021

MWP Facility #: **CC 05**
 Facility Name: **Las Vegas Range Wash**
 MP Facility ID: **RWSL 0000-0728 RWWE 0016-0054**
 MP Facility ID: **SLBN 0000 SLCA 0000, 0025, 0049**
 MP Facility ID: **SLCH 0000 SLEB 0000-0145 SLER 0000-0086**
 MP Facility ID: **SLLM 0000 SLNL 0095 SLOR 0000-0155**
 MP Facility ID: **SLSL 0000 SLST 0000-0095 SLWA 0000-0091**
 MP Facility ID: _____
 MP Facility ID: _____

Entity: **Clark County**
 Date Prepared: **7/28/2021**

Force Account/ Contract	Activity	Requested Work Plan Amount (\$)	Amended Work Plan Amount (\$)	Percent Complete	Scheduled Completion Date
	3 Facility Assessment and Inventory	\$0.00			
	5 Inspect Channels	6,850.00			
	6 Inspect Levees, Deten/Debris Basins	3,850.00			
	8 Species Survey and Removal	0.00			
	10 Clean and Reshape Channels/Levees	6,600.00			
	15 Repair Lined Channel	0.00			
	20 Provide/Maintain Erosion Control	0.00			
	21 Provide/Maintain Dust Control	2,650.00			
	25 Clean Detention/Debris Basins	0.00			
	35 Fence Repair	59,550.00			
	40 Vegetation Control - Chemical	10,500.00			
	45 Vegetation Control - Mechanical	0.00			
	50 Maintain Access Road	0.00			
	55 Clean & Inspect Inlet/Outlet Structures	0.00			
	60 Repair Inlet/Outlet Structures	0.00			
	65 Clean Storm Sewer Lines	0.00			
	70 Storm Sewer Repair	0.00			
	75 Clean/Flush Culverts & Bridges	0.00			
	80 Miscellaneous Work Activities	119,600.00			
	85 Engineering	0.00			
	90 Homeless Cleanup	15,000.00			
	TOTALS	\$224,600.00			06/2021

Delays or problem areas:

Work completed during prior fiscal year:
 Misc. maintenance. Homeless cleanup. Clean & inspect detention/debris basins listed in facilities above.

Work to be completed during current fiscal year: Clean & inspect detention/debris basins listed in facilities above.
 Ongoing pre-emergent for the Confluence Detention Basin. Misc. maintenance. Homeless cleanup.
 Clean CLV effluent pipe. Design & repair RWSL 0415-0446 Range Wash-Sloan.

Consultant/
 Contractor: _____
 Project
 Manager: Clint J. Spencer Phone Number: 702-455-7540

**REGIONAL FLOOD CONTROL DISTRICT
MAINTENANCE WORK PROGRAM
AMENDED ANNUAL BUDGET**

MWP Facility #: **CC 06**

FY 2020-2021

Entity: Clark County

Facility Name: Tropicana Wash

Date Prepared: 7/28/2021

MP Facility ID: BDBF 0000-0006 BDFW 0000 BDJO 0000-0061

MP Facility ID: BDMD 0121 BDMO 0000-0010 BDRB 0000-0118

MP Facility ID: BDRR 0000 BDWS 0000-0007

MP Facility ID: NBSC 0000 RBMO 0000-0045

MP Facility ID: TRBD 0000-0930 TRNB 0000-0113

MP Facility ID: TRWA 0000-0454

MP Facility ID: _____

Force Account/ Contract	Activity	Requested Work Plan Amount (\$)	Amended Work Plan Amount (\$)	Percent Complete	Scheduled Completion Date
	3 Facility Assessment and Inventory	\$1,050.00			
	5 Inspect Channels	5,950.00			
	6 Inspect Levees, Deten/Debris Basins	7,700.00			
	8 Species Survey and Removal	0.00			
	10 Clean and Reshape Channels/Levees	7,750.00			
	15 Repair Lined Channel	10,500.00			
	20 Provide/Maintain Erosion Control	0.00			
	21 Provide/Maintain Dust Control	3,000.00			
	25 Clean Detention/Debris Basins	6,650.00			
	35 Fence Repair	8,950.00			
	40 Vegetation Control - Chemical	9,700.00			
	45 Vegetation Control - Mechanical	0.00			
	50 Maintain Access Road	850.00			
	55 Clean & Inspect Inlet/Outlet Structures	1,125.00			
	60 Repair Inlet/Outlet Structures	0.00			
	65 Clean Storm Sewer Lines	0.00			
	70 Storm Sewer Repair	0.00			
	75 Clean/Flush Culverts & Bridges	0.00			
	80 Miscellaneous Work Activities	84,850.00			
	85 Engineering	0.00			
	90 Homeless Cleanup	182,750.00			
	TOTALS	\$330,825.00			06/2021

Delays or problem areas:

Work completed during prior fiscal year:

Clean & inspect detention/debris basins listed in facilities above.

Misc. maintenance. Homeless cleanup.

Work to be completed during current fiscal year:

Clean & inspect detention/debris basins listed in facilities above.

Misc. work contract maintenance adjacent to beltway. Homeless cleanup.

Silt removal at TRBD 0930 Upper Blue Diamond and TRBD 0681 Blue Diamond debris basin pending storms.

Ongoing pre-emergent for TRWA 0454 Tropicana and the TRBD 0930 Upper Blue Diamond Detention Basins performed as needed.

Consultant/

Contractor:

Project

Manager:

Clint J. Spencer

Phone Number: 702-455-7540

**REGIONAL FLOOD CONTROL DISTRICT
MAINTENANCE WORK PROGRAM
AMENDED ANNUAL BUDGET
FY 2020-2021**

MWP Facility #: **CC 07**
 Facility Name: **Airport Channel**
 MP Facility ID: TRMC 0001-0060 0195-0290
 MP Facility ID: WGTR 0058-0180
 MP Facility ID: _____
 MP Facility ID: _____
 MP Facility ID: _____
 MP Facility ID: _____
 MP Facility ID: _____

Entity: **Clark County**
 Date Prepared: **7/28/2021**

Force Account/ Contract	Activity	Requested Work Plan Amount (\$)	Amended Work Plan Amount (\$)	Percent Complete	Scheduled Completion Date
	3 Facility Assessment and Inventory	\$0.00			
	5 Inspect Channels	1,100.00			
	6 Inspect Levees, Deten/Debris Basins	0.00			
	8 Species Survey and Removal	0.00			
	10 Clean and Reshape Channels/Levees	4,450.00			
	15 Repair Lined Channel	0.00			
	20 Provide/Maintain Erosion Control	0.00			
	21 Provide/Maintain Dust Control	0.00			
	25 Clean Detention/Debris Basins	0.00			
	35 Fence Repair	16,100.00			
	40 Vegetation Control - Chemical	950.00			
	45 Vegetation Control - Mechanical	750.00			
	50 Maintain Access Road	0.00			
	55 Clean & Inspect Inlet/Outlet Structures	0.00			
	60 Repair Inlet/Outlet Structures	0.00			
	65 Clean Storm Sewer Lines	0.00			
	70 Storm Sewer Repair	0.00			
	75 Clean/Flush Culverts & Bridges	0.00			
	80 Miscellaneous Work Activities	22,600.00			
	85 Engineering	0.00			
	90 Homeless Cleanup	89,550.00			
	TOTALS	\$135,500.00			06/2021

Delays or problem areas:

Work completed during prior fiscal year:

Misc. maintenance. Homeless cleanup.

Work to be completed during current fiscal year:

Misc. maintenance. Homeless cleanup.

Vegetation control TRMC 0030-0012 North of Tropicana Road at Las Vegas Boulevard, also at Banning Creek Drive performed as needed.

Consultant/

Contractor:

Project

Manager:

Clint J. Spencer

Phone Number: 702-455-7540

**REGIONAL FLOOD CONTROL DISTRICT
MAINTENANCE WORK PROGRAM
AMENDED ANNUAL BUDGET
FY 2020-2021**

MWP Facility #: CC 08
 Facility Name: Monson Channel
 MP Facility ID: LV02 0000-0303
 MP Facility ID: NLFL 0000-0144
 MP Facility ID: VBTV 0000
 MP Facility ID: _____
 MP Facility ID: _____
 MP Facility ID: _____

Entity: Clark County
 Date Prepared: 7/28/2021

Force Account/Contract	Activity	Requested Work Plan Amount (\$)	Amended Work Plan Amount (\$)	Percent Complete	Scheduled Completion Date
	3 Facility Assessment and Inventory	\$0.00			
	5 Inspect Channels	350.00			
	6 Inspect Levees, Deten/Debris Basins	0.00			
	8 Species Survey and Removal	0.00			
	10 Clean and Reshape Channels	9,275.00			
	15 Repair Lined Channel	0.00			
	20 Provide/Maintain Erosion Control	0.00			
	21 Provide/Maintain Dust Control	750.00			
	25 Clean Detention/Debris Basins	0.00			
	35 Fence Repair	6,100.00			
	40 Vegetation Control - Chemical	2,850.00			
	45 Vegetation Control - Mechanical	0.00			
	50 Maintain Access Road	0.00			
	55 Clean & Inspect Inlet/Outlet Structures	0.00			
	60 Repair Inlet/Outlet Structures	0.00			
	65 Clean Storm Sewer Lines	0.00			
	70 Storm Sewer Repair	0.00			
	75 Clean/Flush Culverts & Bridges	0.00			
	80 Miscellaneous Work Activities	1,650.00			
	85 Engineering	0.00			
	90 Homeless Cleanup	4,850.00			
	TOTALS	\$25,825.00			06/2021

Delays or problem areas:

Work completed during prior fiscal year:
 Misc. maintenance at LV02 0000-0126 Las Vegas Wash - Branch 2.

Work to be completed during current fiscal year:
 Misc. maintenance.

Consultant/
 Contractor: _____
 Project
 Manager: Clint J. Spencer Phone Number: 702-455-7540

**REGIONAL FLOOD CONTROL DISTRICT
MAINTENANCE WORK PROGRAM
AMENDED ANNUAL BUDGET
FY 2020-2021**

MWP Facility #: CC 09
 Facility Name: Rawhide Channel
 MP Facility ID: DCRH 0000-0305
 MP Facility ID: MCE2 0000
 MP Facility ID: _____
 MP Facility ID: _____
 MP Facility ID: _____
 MP Facility ID: _____

Entity: Clark County
 Date Prepared: 7/28/2021

Force Account/ Contract	Activity	Requested Work Plan Amount (\$)	Amended Work Plan Amount (\$)	Percent Complete	Scheduled Completion Date
	3 Facility Assessment and Inventory	\$0.00			
	5 Inspect Channels	3,250.00			
	6 Inspect Levees, Deten/Debris Basins	0.00			
	8 Species Survey and Removal	0.00			
	10 Clean and Reshape Channels	0.00			
	15 Repair Lined Channel	0.00			
	20 Provide/Maintain Erosion Control	0.00			
	21 Provide/Maintain Dust Control	0.00			
	25 Clean Detention/Debris Basins	0.00			
	35 Fence Repair	0.00			
	40 Vegetation Control - Chemical	1,100.00			
	45 Vegetation Control - Mechanical	0.00			
	50 Maintain Access Road	0.00			
	55 Clean & Inspect Inlet/Outlet Structures	0.00			
	60 Repair Inlet/Outlet Structures	0.00			
	65 Clean Storm Sewer Lines	0.00			
	70 Storm Sewer Repair	0.00			
	75 Clean/Flush Culverts & Bridges	0.00			
	80 Miscellaneous Work Activities	55,950.00			
	85 Engineering	0.00			
	90 Homeless Cleanup	7,900.00			
	TOTALS	\$68,200.00			06/2021

Delays or problem areas:

Work completed during prior fiscal year:
 Misc. maintenance.

Work to be completed during current fiscal year:
 Misc. maintenance. Clean & inspect DCRH 0000-0280 Rawhide Channel.

Consultant/
 Contractor: _____
 Project
 Manager: Clint J. Spencer Phone Number: 702-455-7540

**REGIONAL FLOOD CONTROL DISTRICT
MAINTENANCE WORK PROGRAM
AMENDED ANNUAL BUDGET
FY 2020-2021**

MWP Facility #: **CC 10**
 Facility Name: **Van Buskirk Channel**
 MP Facility ID: **VBCH 0000-0138**
 MP Facility ID: **VBMC 0000-0249**
 MP Facility ID: **VBTM 0000-0174**
 MP Facility ID: **VBVR 0000**
 MP Facility ID: _____
 MP Facility ID: _____

Entity: **Clark County**
 Date Prepared: **7/28/2021**

Force Account/Contract	Activity	Requested Work Plan Amount (\$)	Amended Work Plan Amount (\$)	Percent Complete	Scheduled Completion Date
	3 Facility Assessment and Inventory	\$11,700.00			
	5 Inspect Channels	800.00			
	6 Inspect Levees, Deten/Debris Basins	1,350.00			
	8 Species Survey and Removal	0.00			
	10 Clean and Reshape Channels	0.00			
	15 Repair Lined Channel	0.00			
	20 Provide/Maintain Erosion Control	0.00			
	21 Provide/Maintain Dust Control	0.00			
	25 Clean Detention/Debris Basins	0.00			
	35 Fence Repair	3,600.00			
	40 Vegetation Control - Chemical	200.00			
	45 Vegetation Control - Mechanical	0.00			
	50 Maintain Access Road	0.00			
	55 Clean & Inspect Inlet/Outlet Structures	0.00			
	60 Repair Inlet/Outlet Structures	0.00			
	65 Clean Storm Sewer Lines	0.00			
	70 Storm Sewer Repair	0.00			
	75 Clean/Flush Culverts & Bridges	0.00			
	80 Miscellaneous Work Activities	1,750.00			
	85 Engineering	0.00			
	90 Homeless Cleanup	145,250.00			
	TOTALS	\$164,650.00			06/2021

Delays or problem areas:

Work completed during prior fiscal year: Clean & inspect detention/debris basins listed in facilities above.
 Misc. maintenance of VBTM 0027 Van Buskirk Detention Basin and VBMC 0161 Van Buskirk Detention Basin. Homeless cleanup.

Work to be completed during current fiscal year: Clean & inspect detention/debris basins listed in facilities above.
 Misc. maintenance of VBTM 0027 Van Buskirk Detention Basin and VBMC 0161 Van Buskirk Detention Basin. Homeless cleanup.

Consultant/
 Contractor: _____
 Project
 Manager: Clint J. Spencer Phone Number: 702-455-7540

**REGIONAL FLOOD CONTROL DISTRICT
MAINTENANCE WORK PROGRAM
AMENDED ANNUAL BUDGET
FY 2020-2021**

MWP Facility #: **CC 11**
 Facility Name: **Flamingo Wash North Fork**
 MP Facility ID: **FLDY 0000-0013**
 MP Facility ID: **FLLA 0000-0379**
 MP Facility ID: **FLMN 0000-0075**
 MP Facility ID: **FLMS 0000**
 MP Facility ID: _____
 MP Facility ID: _____

Entity: **Clark County**
 Date Prepared: **7/28/2021**

Force Account/ Contract	Activity	Requested Work Plan Amount (\$)	Amended Work Plan Amount (\$)	Percent Complete	Scheduled Completion Date
	3 Facility Assessment and Inventory	\$0.00			
	5 Inspect Channels	350.00			
	6 Inspect Levees, Deten/Debris Basins	400.00			
	8 Species Survey and Removal	0.00			
	10 Clean and Reshape Channels	5,850.00			
	15 Repair Lined Channel	0.00			
	20 Provide/Maintain Erosion Control	0.00			
	21 Provide/Maintain Dust Control	0.00			
	25 Clean Detention/Debris Basins	12,250.00			
	35 Fence Repair	1,300.00			
	40 Vegetation Control - Chemical	0.00			
	45 Vegetation Control - Mechanical	0.00			
	50 Maintain Access Road	0.00			
	55 Clean & Inspect Inlet/Outlet Structures	0.00			
	60 Repair Inlet/Outlet Structures	0.00			
	65 Clean Storm Sewer Lines	0.00			
	70 Storm Sewer Repair	0.00			
	75 Clean/Flush Culverts & Bridges	0.00			
	80 Miscellaneous Work Activities	1,900.00			
	85 Engineering	0.00			
	90 Homeless Cleanup	9,550.00			
	TOTALS	\$31,600.00			06/2021

Delays or problem areas:

Work completed during prior fiscal year:

Misc. maintenance. Clean & inspect detention/debris basins listed in facilities above. Homeless cleanup.

Work to be completed during current fiscal year:

Misc. maintenance. Clean & inspect detention/debris basins listed in facilities above. Homeless cleanup.

Consultant/

Contractor: _____

Project

Manager: Clint J. Spencer

Phone Number: 702-455-7540

**REGIONAL FLOOD CONTROL DISTRICT
MAINTENANCE WORK PROGRAM
AMENDED ANNUAL BUDGET
FY 2020-2021**

MWP Facility #: **CC 14**
 Facility Name: **Laughlin Washes**
 MP Facility ID: **LUBC 0000-0010, 0324**
 MP Facility ID: **LUED 0000-0014**
 MP Facility ID: **LUHS 0000-0242, 0250**
 MP Facility ID: **LUMA 0023-0060**
 MP Facility ID: **LUUW 0000-0150**
 MP Facility ID: _____

Entity: Clark County
 Date Prepared: 7/28/2021

Force Account/ Contract	Activity	Requested Work Plan Amount (\$)	Amended Work Plan Amount (\$)	Percent Complete	Scheduled Completion Date
	3 Facility Assessment and Inventory	\$0.00			
	5 Inspect Channels	850.00			
	6 Inspect Levees, Deten/Debris Basins	3,200.00			
	8 Species Survey and Removal	0.00			
	10 Clean and Reshape Channels	24,550.00			
	15 Repair Lined Channel	0.00			
	20 Provide/Maintain Erosion Control	0.00			
	21 Provide/Maintain Dust Control	0.00			
	25 Clean Detention/Debris Basins	0.00			
	35 Fence Repair	0.00			
	40 Vegetation Control - Chemical	0.00			
	45 Vegetation Control - Mechanical	0.00			
	50 Maintain Access Road	0.00			
	55 Clean & Inspect Inlet/Outlet Structures	6,300.00			
	60 Repair Inlet/Outlet Structures	0.00			
	65 Clean Storm Sewer Lines	0.00			
	70 Storm Sewer Repair	0.00			
	75 Clean/Flush Culverts & Bridges	0.00			
	80 Miscellaneous Work Activities	1,950.00			
	85 Engineering	0.00			
	90 Homeless Cleanup	0.00			
	TOTALS	\$36,850.00			06/2021

Delays or problem areas:

Work completed during prior fiscal year:
 Misc. maintenance. Ongoing sediment removal at LUHS 0242 Hiko Detention Basin.

Work to be completed during current fiscal year:
 Sediment removal at LUHS 0242 Hiko Detention Basin pending storms. Misc. maintenance at LUHS 0242 Hiko Detention Basin.

Consultant/
 Contractor: _____
 Project
 Manager: Clint J. Spencer Phone Number: 702-455-7540

**REGIONAL FLOOD CONTROL DISTRICT
MAINTENANCE WORK PROGRAM
AMENDED ANNUAL BUDGET
FY 2020-2021**

MWP Facility #: **CC 15**
 Facility Name: **Moapa Valley**
 MP Facility ID: **GASD 0000-0058**
 MP Facility ID: **LWAW 0000**
 MP Facility ID: **MRL 0001-0038**
 MP Facility ID: **MRLV 0343-0537, 0725**
 MP Facility ID: _____
 MP Facility ID: _____

Entity: **Clark County**
 Date Prepared: **7/28/2021**

Force Account/ Contract	Activity	Requested Work Plan Amount (\$)	Amended Work Plan Amount (\$)	Percent Complete	Scheduled Completion Date
	3 Facility Assessment and Inventory	\$0.00			
	5 Inspect Channels	550.00			
	6 Inspect Levees, Deten/Debris Basins	0.00			
	8 Species Survey and Removal	0.00			
	10 Clean and Reshape Channels	19,750.00			
	15 Repair Lined Channel	0.00			
	20 Provide/Maintain Erosion Control	0.00			
	21 Provide/Maintain Dust Control	1,750.00			
	25 Clean Detention/Debris Basins	0.00			
	35 Fence Repair	0.00			
	40 Vegetation Control - Chemical	11,950.00			
	45 Vegetation Control - Mechanical	0.00			
	50 Maintain Access Road	550.00			
	55 Clean & Inspect Inlet/Outlet Structures	0.00			
	60 Repair Inlet/Outlet Structures	0.00			
	65 Clean Storm Sewer Lines	0.00			
	70 Storm Sewer Repair	0.00			
	75 Clean/Flush Culverts & Bridges	4,550.00			
	80 Miscellaneous Work Activities	2,300.00			
	85 Engineering	0.00			
	90 Homeless Cleanup	0.00			
	TOTALS	\$41,400.00			06/2021

Delays or problem areas:

Work completed during prior fiscal year:
 Misc. maintenance.

Work to be completed during current fiscal year:
 Misc. maintenance.
 Ongoing clean & provide erosion control at MRLV 0343-0537 Cooper Bridge as needed.

Consultant/
 Contractor: _____
 Project
 Manager: Clint J. Spencer Phone Number: 702-455-7540

**REGIONAL FLOOD CONTROL DISTRICT
MAINTENANCE WORK PROGRAM
AMENDED ANNUAL BUDGET
FY 2020-2021**

MWP Facility #: CC 16
 Facility Name: Blue Diamond Wash
 MP Facility ID: BD02 0000-0098
 MP Facility ID: BD03 0000-0081
 MP Facility ID: BDBE 0000-0134
 MP Facility ID: BDW1 0000-0077, BDW2 0023
 MP Facility ID: BDW3 0000-0008, BDW4 0160-0174
 MP Facility ID: BDWA 0000-0212, 0394-0633

Entity: Clark County
 Date Prepared: 7/28/2021

Force Account/ Contract	Activity	Requested Work Plan Amount (\$)	Amended Work Plan Amount (\$)	Percent Complete	Scheduled Completion Date
	3 Facility Assessment and Inventory	\$0.00			
	5 Inspect Channels	800.00			
	6 Inspect Levees, Deten/Debris Basins	2,050.00			
	8 Species Survey and Removal	0.00			
	10 Clean and Reshape Channels	42,800.00			
	15 Repair Lined Channel	0.00			
	20 Provide/Maintain Erosion Control	0.00			
	21 Provide/Maintain Dust Control	13,050.00			
	25 Clean Detention/Debris Basins	51,600.00			
	35 Fence Repair	2,450.00			
	40 Vegetation Control - Chemical	8,200.00			
	45 Vegetation Control - Mechanical	9,700.00			
	50 Maintain Access Road	0.00			
	55 Clean & Inspect Inlet/Outlet Structures	0.00			
	60 Repair Inlet/Outlet Structures	0.00			
	65 Clean Storm Sewer Lines	0.00			
	70 Storm Sewer Repair	0.00			
	75 Clean/Flush Culverts & Bridges	1,300.00			
	80 Miscellaneous Work Activities	4,000.00			
	85 Engineering	0.00			
	90 Homeless Cleanup	12,000.00			
	TOTALS	\$147,950.00			06/2021

Delays or problem areas:

Work completed during prior fiscal year:

Misc. maintenance. Clean & inspect detention/debris basins listed in facilities above. Homeless cleanup.

Work to be completed during current fiscal year:

Misc. maintenance. Clean & inspect detention/debris basins listed in facilities above. Homeless cleanup.

Consultant/

Contractor:

Project

Manager:

Clint J. Spencer

Phone Number: 702-455-7540

**REGIONAL FLOOD CONTROL DISTRICT
MAINTENANCE WORK PROGRAM
AMENDED ANNUAL BUDGET
FY 2020-2021**

MWP Facility #: CC 17
 Facility Name: Searchlight
 MP Facility ID: SREA 0000-0065
 MP Facility ID: SRSO 0000-0030
 MP Facility ID: _____
 MP Facility ID: _____
 MP Facility ID: _____
 MP Facility ID: _____

Entity: Clark County
 Date Prepared: 7/28/2021

Force Account/ Contract	Activity	Requested Work Plan Amount (\$)	Amended Work Plan Amount (\$)	Percent Complete	Scheduled Completion Date
	3 Facility Assessment and Inventory	\$0.00			
	5 Inspect Channels	600.00			
	6 Inspect Levees, Deten/Debris Basins	0.00			
	8 Species Survey and Removal	0.00			
	10 Clean and Reshape Channels	0.00			
	15 Repair Lined Channel	0.00			
	20 Provide/Maintain Erosion Control	0.00			
	21 Provide/Maintain Dust Control	0.00			
	25 Clean Detention/Debris Basins	0.00			
	35 Fence Repair	0.00			
	40 Vegetation Control - Chemical	1,000.00			
	45 Vegetation Control - Mechanical	0.00			
	50 Maintain Access Road	0.00			
	55 Clean & Inspect Inlet/Outlet Structures	0.00			
	60 Repair Inlet/Outlet Structures	0.00			
	65 Clean Storm Sewer Lines	0.00			
	70 Storm Sewer Repair	0.00			
	75 Clean/Flush Culverts & Bridges	0.00			
	80 Miscellaneous Work Activities	0.00			
	85 Engineering	0.00			
	90 Homeless Cleanup	0.00			
	TOTALS	\$1,600.00			06/2021

Delays or problem areas:

Work completed during prior fiscal year:
 Misc. maintenance.

Work to be completed during current fiscal year:
 Misc. maintenance. Homeless cleanup.

Consultant/
 Contractor: _____
 Project
 Manager: Clint J. Spencer Phone Number: 702-455-7540

**REGIONAL FLOOD CONTROL DISTRICT
MAINTENANCE WORK PROGRAM
AMENDED ANNUAL BUDGET
FY 2020-2021**

MWP Facility #: **CC 18**
 Facility Name: **Bunkerville**
 MP Facility ID: **JEWA 0165-0167**
 MP Facility ID: **WIJE 0000-0065**
 MP Facility ID: **WIWA 0000-0038**
 MP Facility ID: _____
 MP Facility ID: _____
 MP Facility ID: _____

Entity: Clark County
 Date Prepared: 7/28/2021

Force Account/ Contract	Activity	Requested Work Plan Amount (\$)	Amended Work Plan Amount (\$)	Percent Complete	Scheduled Completion Date
	3 Facility Assessment and Inventory	\$0.00			
	5 Inspect Channels	700.00			
	6 Inspect Levees, Deten/Debris Basins	2,300.00			
	8 Species Survey and Removal	0.00			
	10 Clean and Reshape Channels	1,300.00			
	15 Repair Lined Channel	0.00			
	20 Provide/Maintain Erosion Control	0.00			
	21 Provide/Maintain Dust Control	1,100.00			
	25 Clean Detention/Debris Basins	16,550.00			
	35 Fence Repair	600.00			
	40 Vegetation Control - Chemical	2,500.00			
	45 Vegetation Control - Mechanical	0.00			
	50 Maintain Access Road	0.00			
	55 Clean & Inspect Inlet/Outlet Structures	0.00			
	60 Repair Inlet/Outlet Structures	0.00			
	65 Clean Storm Sewer Lines	0.00			
	70 Storm Sewer Repair	0.00			
	75 Clean/Flush Culverts & Bridges	1,200.00			
	80 Miscellaneous Work Activities	0.00			
	85 Engineering	0.00			
	90 Homeless Cleanup	0.00			
	TOTALS	\$26,250.00			06/2021

Delays or problem areas:

Work completed during prior fiscal year:
 Misc. maintenance. Clean & inspect detention/debris basins listed in facilities above.

Work to be completed during current fiscal year:
 Misc. maintenance. Clean & inspect detention/debris basins listed in facilities above.

Consultant/
 Contractor: _____
 Project
 Manager: Clint J. Spencer Phone Number: 702-455-7540

**REGIONAL FLOOD CONTROL DISTRICT
MAINTENANCE WORK PROGRAM
AMENDED ANNUAL BUDGET
FY 2020-2021**

MWP Facility #: CC 19
 Facility Name: Pittman Wash
 MP Facility ID: PTBL 0000, 0028-0157
 MP Facility ID: PTDC 0000-0014
 MP Facility ID: PTWA 0477-0738, 0778
 MP Facility ID: PTWB 0000-0016
 MP Facility ID: _____
 MP Facility ID: _____

Entity: Clark County
 Date Prepared: 7/28/2021

Force Account/ Contract	Activity	Requested Work Plan Amount (\$)	Amended Work Plan Amount (\$)	Percent Complete	Scheduled Completion Date
	3 Facility Assessment and Inventory	\$0.00			
	5 Inspect Channels	600.00			
	6 Inspect Levees, Deten/Debris Basins	100.00			
	8 Species Survey and Removal	0.00			
	10 Clean and Reshape Channels	18,550.00			
	15 Repair Lined Channel	0.00			
	20 Provide/Maintain Erosion Control	0.00			
	21 Provide/Maintain Dust Control	50.00			
	25 Clean Detention/Debris Basins	0.00			
	35 Fence Repair	1,150.00			
	40 Vegetation Control - Chemical	4,950.00			
	45 Vegetation Control - Mechanical	3,650.00			
	50 Maintain Access Road	0.00			
	55 Clean & Inspect Inlet/Outlet Structures	0.00			
	60 Repair Inlet/Outlet Structures	0.00			
	65 Clean Storm Sewer Lines	0.00			
	70 Storm Sewer Repair	0.00			
	75 Clean/Flush Culverts & Bridges	3,800.00			
	80 Miscellaneous Work Activities	1,050.00			
	85 Engineering	0.00			
	90 Homeless Cleanup	15,400.00			
	TOTALS	\$49,300.00			06/2021

Delays or problem areas:

Work completed during prior fiscal year:
 Misc. maintenance. Homeless cleanup.

Work to be completed during current fiscal year:
 Misc. maintenance. Homeless cleanup.
 Channel maintenance adjacent to beltway.

Consultant/
 Contractor: _____
 Project
 Manager: Clint J. Spencer Phone Number: 702-455-7540

**REGIONAL FLOOD CONTROL DISTRICT
MAINTENANCE WORK PROGRAM
AMENDED ANNUAL BUDGET
FY 2020-2021**

MWP Facility #: **CC 20**
 Facility Name: **Indian Springs, Goodsprings, Jean, Mount Charleston**
 MP Facility ID: **GS2A 0035 GSPA 0028**
 MP Facility ID: **ISWE 0100-1001 JNCH 0038**
 MP Facility ID: **MTCH 0000**
 MP Facility ID: _____
 MP Facility ID: _____
 MP Facility ID: _____

Entity: **Clark County**
 Date Prepared: **7/28/2021**

Force Account/Contract	Activity	Requested Work Plan Amount (\$)	Amended Work Plan Amount (\$)	Percent Complete	Scheduled Completion Date
	3 Facility Assessment and Inventory	\$0.00			
	5 Inspect Channels	0.00			
	6 Inspect Levees, Deten/Debris Basins	1,150.00			
	8 Species Survey and Removal	0.00			
	10 Clean and Reshape Channels	0.00			
	15 Repair Lined Channel	0.00			
	20 Provide/Maintain Erosion Control	0.00			
	21 Provide/Maintain Dust Control	19,350.00			
	25 Clean Detention/Debris Basins	16,850.00			
	35 Fence Repair	0.00			
	40 Vegetation Control - Chemical	7,050.00			
	45 Vegetation Control - Mechanical	0.00			
	50 Maintain Access Road	0.00			
	55 Clean & Inspect Inlet/Outlet Structures	0.00			
	60 Repair Inlet/Outlet Structures	0.00			
	65 Clean Storm Sewer Lines	0.00			
	70 Storm Sewer Repair	0.00			
	75 Clean/Flush Culverts & Bridges	0.00			
	80 Miscellaneous Work Activities	0.00			
	85 Engineering	0.00			
	90 Homeless Cleanup	0.00			
	TOTALS	\$44,400.00			06/2021

Delays or problem areas:

Work completed during prior fiscal year:
 Misc. maintenance.

Work to be completed during current fiscal year:
 Misc. maintenance. Clean & inspect detention/debris basins listed in facilities above. Homeless cleanup.

Consultant/
 Contractor: _____
 Project
 Manager: Clint J. Spencer Phone Number: 702-455-7540

**REGIONAL FLOOD CONTROL DISTRICT
MAINTENANCE WORK PROGRAM
AMENDED ANNUAL BUDGET
FY 2020-2021**

MWP Facility #: CC 21
 Facility Name: Northern Beltway Channels
 MP Facility ID: EKEA 0028-0338
 MP Facility ID: GOBW 0000-0048 GOEC 0000-0076
 MP Facility ID: GONO 0117-0335
 MP Facility ID: RCHB 0083, 0101, 0122-0151
 MP Facility ID: UPDE 0000-0133 UPEA 0264-0340
 MP Facility ID: _____

Entity: Clark County
 Date Prepared: 7/28/2021

Force Account/ Contract	Activity	Requested Work Plan Amount (\$)	Amended Work Plan Amount (\$)	Percent Complete	Scheduled Completion Date
	3 Facility Assessment and Inventory	\$0.00			
	5 Inspect Channels	1,350.00			
	6 Inspect Levees, Deten/Debris Basins	0.00			
	8 Species Survey and Removal	0.00			
	10 Clean and Reshape Channels/Levees	0.00			
	15 Repair Lined Channel	0.00			
	20 Erosion Control and Repair	0.00			
	21 Provide/Maintain Dust Control	0.00			
	25 Clean Detention/Debris Basins	0.00			
	35 Fence Repair	725.00			
	40 Vegetation Control - Chemical	7,000.00			
	45 Vegetation Control - Mechanical	0.00			
	50 Maintain Access Road	2,300.00			
	55 Clean & Inspect Inlet/Outlet Structures	0.00			
	60 Repair Inlet/Outlet Structures	0.00			
	65 Clean Storm Sewer Lines	0.00			
	70 Storm Sewer Repair	0.00			
	75 Clean/Flush Culverts & Bridges	0.00			
	80 Miscellaneous Work Activities	1,150.00			
	85 Engineering	0.00			
	90 Homeless Cleanup	0.00			
	TOTALS	\$12,525.00			06/2021

Delays or problem areas:

Work completed during prior fiscal year:

Misc. maintenance.

Work to be completed during current fiscal year:

Misc. maintenance. Homeless cleanup.

RCHB 0083, 0101, 0122-0151 Rancho Road System Beltway to be transferred to City of Las Vegas once ultimate MPU facilities are complete.

Consultant/

Contractor:


Project

Manager:

Clint J. Spencer

Phone Number: 702-455-7540

EXHIBIT A - MAPS

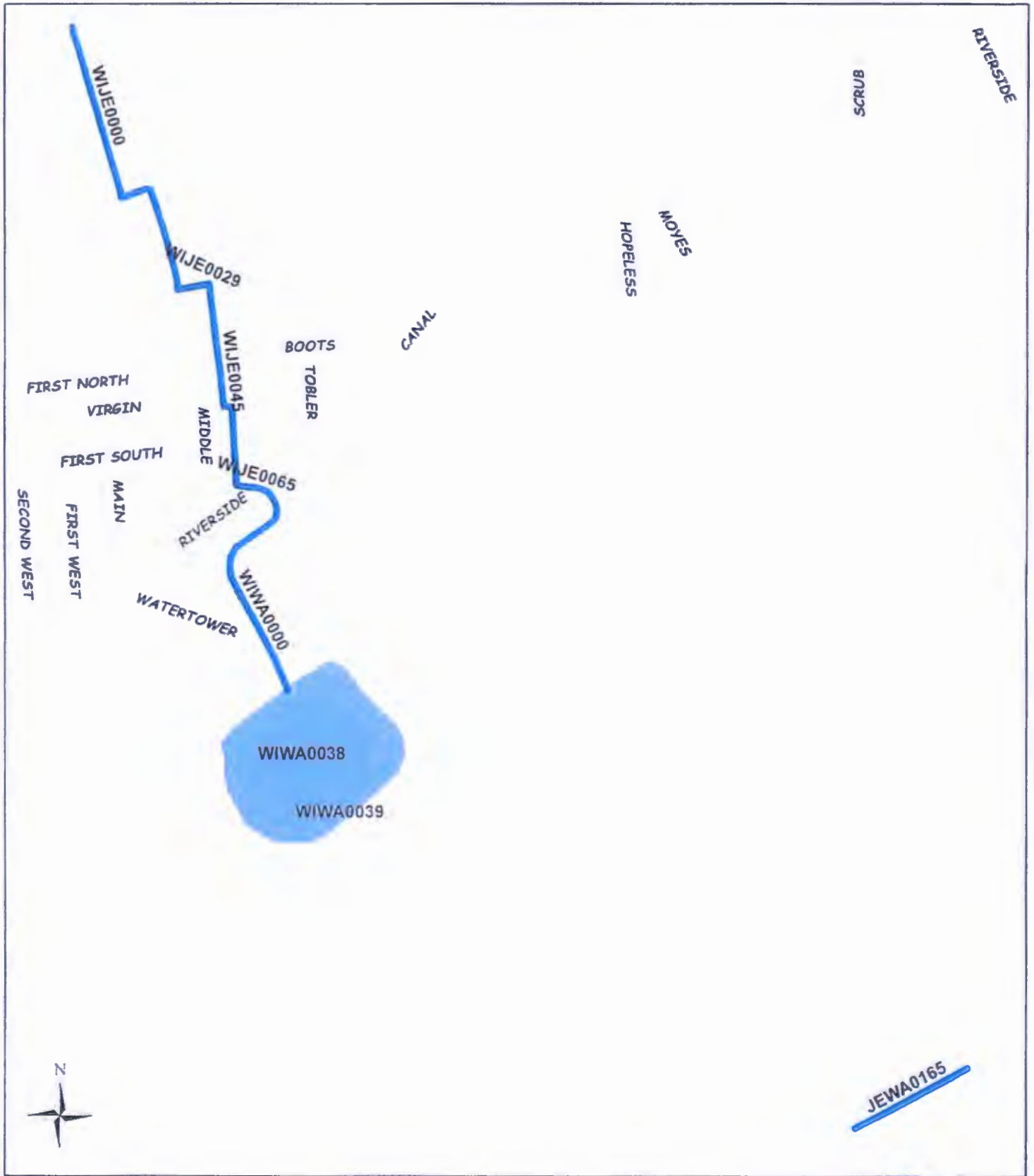


Legend

 Channel/Storm Drains

**BLUE DIAMOND
CROSSING AT CASTALIA ST**





Legend



- Channels/Storm Drains
- Basins

BUNKERVILLE WASHES



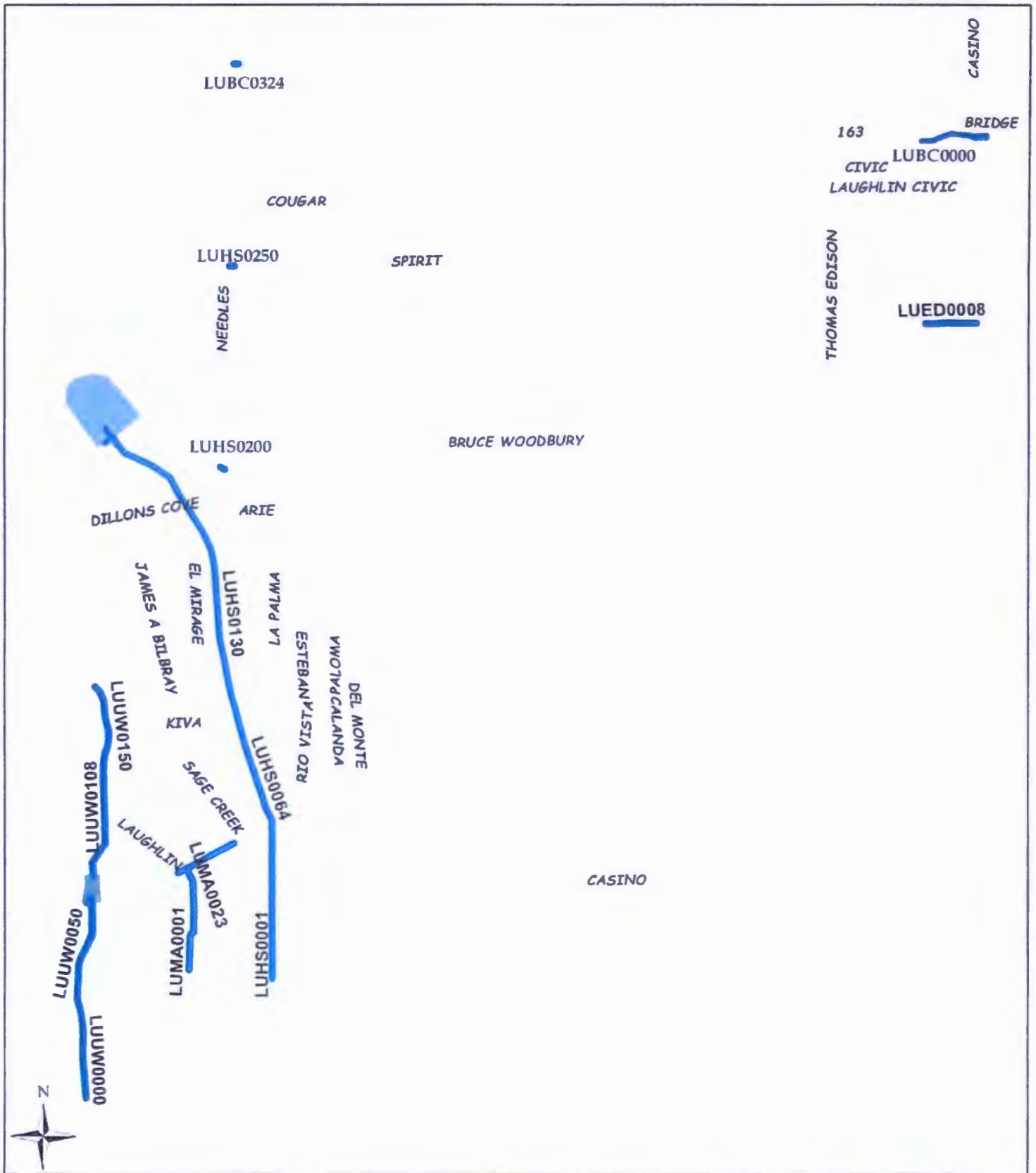


Legend



-  Channels/Storm Drains
-  Basins

INDIAN SPRINGS





Legend



-  Channels/Storm Drains
-  Basins

LAUGHLIN WASHES



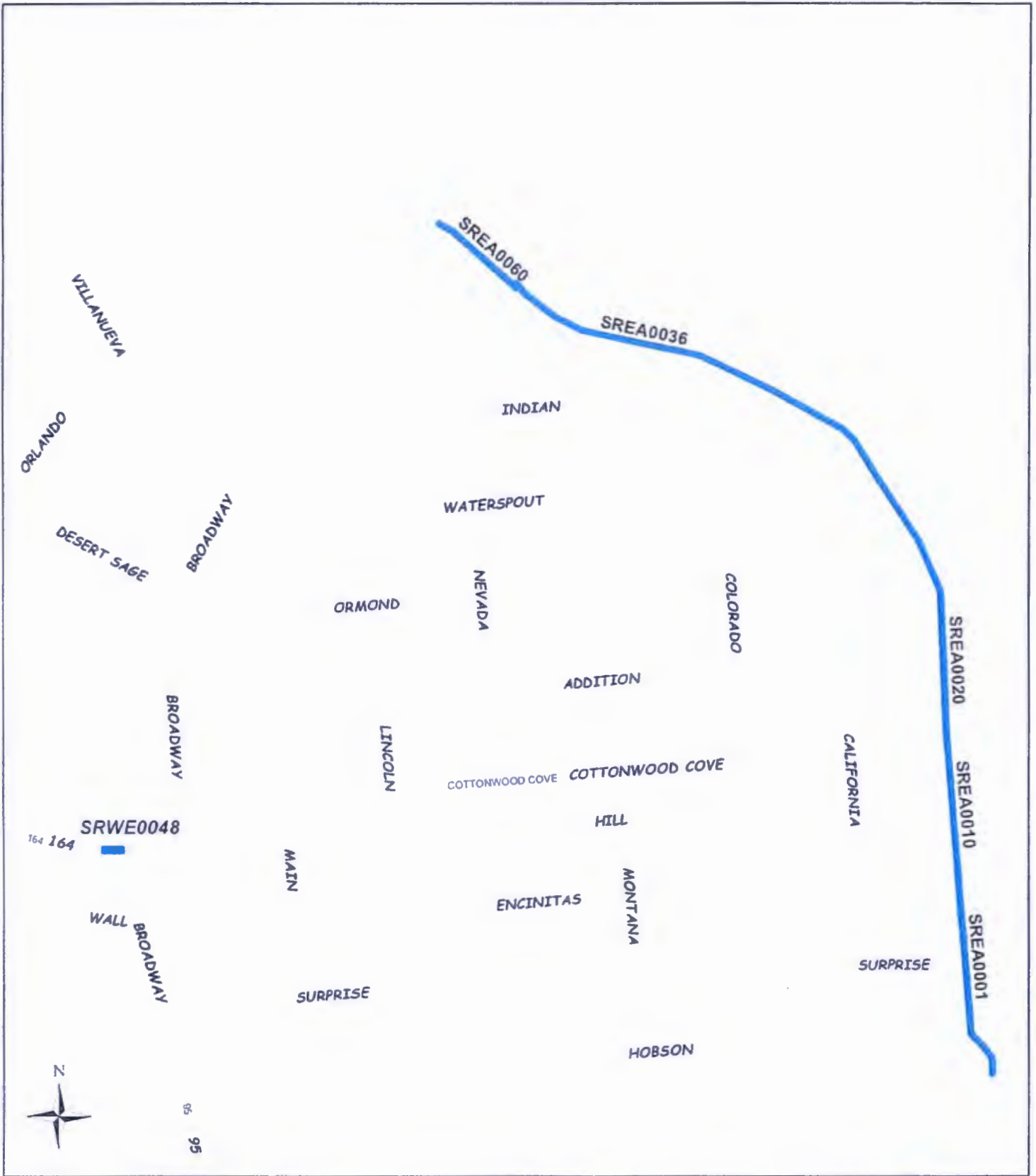


Legend

-  Channels/Storm Drains
-  Basins

MOAPA VALLEY WASHES



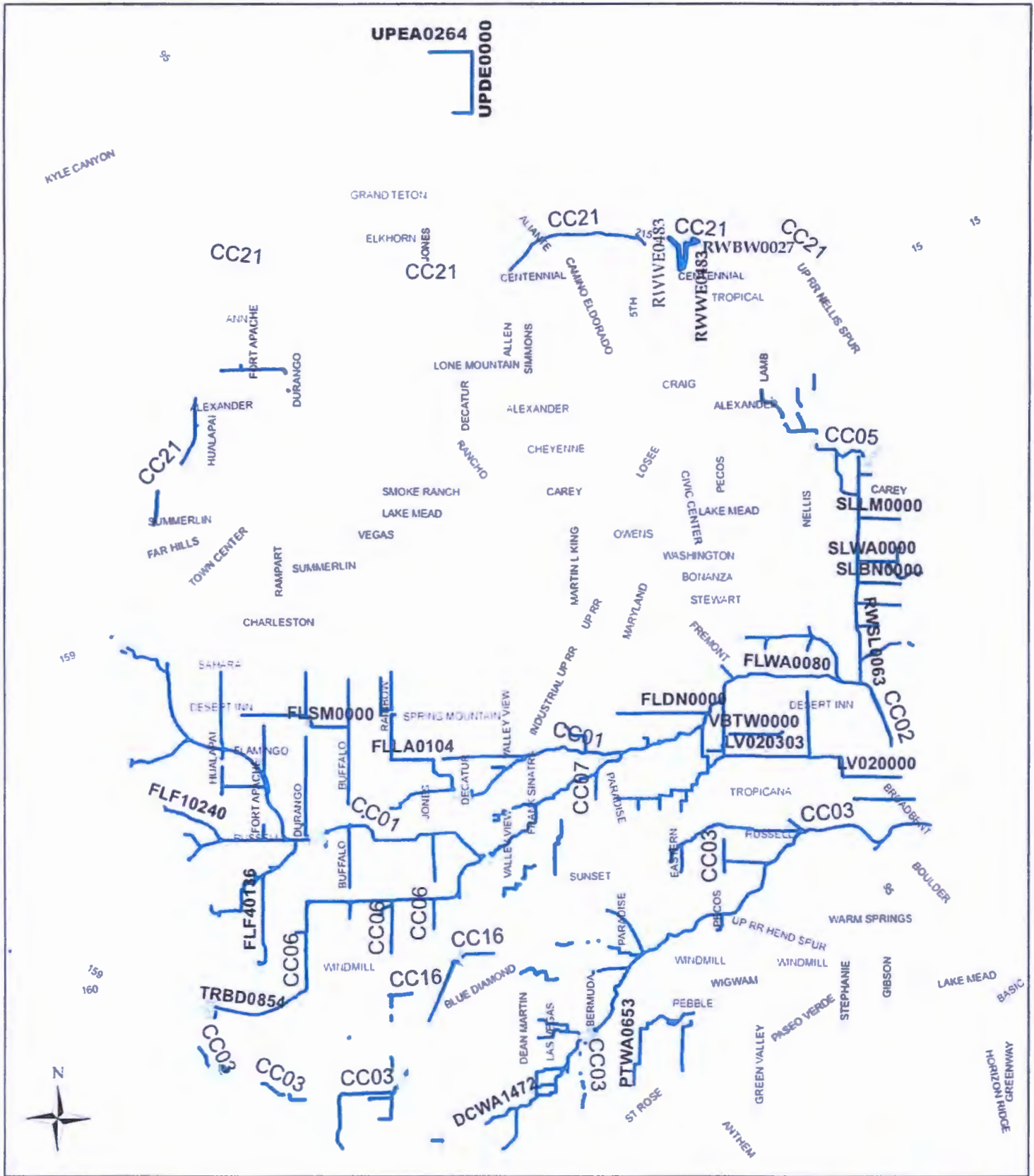


Legend

 Channels/Storm Drains

SEARCHLIGHT WASHES





Legend
 — Channels-Storm Drains
 — Basins

**LAS VEGAS VALLEY
 FLOOD CONTROL FACILITIES
 MAINTAINED BY CLARK COUNTY**



CLARK COUNTY
REGIONAL FLOOD CONTROL DISTRICT
AGENDA ITEM

SUBJECT: WHITNEY RANCH CHANNEL REPLACEMENT
PETITIONER: CITY OF HENDERSON
RECOMMENDATION OF PETITIONER: THAT THE REGIONAL FLOOD CONTROL DISTRICT APPROVE THE FIRST SUPPLEMENTAL INTERLOCAL CONTRACT FOR CONSTRUCTION TO INCREASE FUNDING, EXTEND THE PROJECT COMPLETION DATE AND ADD A LINE ITEM FOR ENTITY CONSTRUCTION MANAGEMENT LABOR COSTS FOR THE WHITNEY RANCH CHANNEL REPLACEMENT – HEN07G20 (FOR POSSIBLE ACTION)

FISCAL IMPACT:

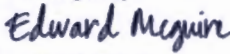
	<u>CCRFC</u> <u>Current Funding</u>	<u>Proposed Funding</u>	<u>Fiscal</u> <u>Impact</u>
Construction Management	500,000	0	-500,000
Entity Construction Management	0	500,000	500,000
Construction	<u>14,962,864</u>	<u>18,773,227</u>	<u>3,810,363</u>
Total	\$ 15,462,864	19,273,227	\$ 3,810,363

BACKGROUND:

On November 12, 2020, the District entered into an Interlocal Contract with the City to provide funding for construction and construction management for the Whitney Ranch Channel Replacement project. The project is identified in the 2018 Clark County Regional Flood Control District Master Plan Update (MPU) as a segment of the Whitney Ranch-Duck Creek Channel System. Project construction will replace the existing Whitney Wash Channel (WWDC 0000, 0015, 0030, 0033, 0054, and 0055) with higher-capacity structures (WWDC 0001, 0016, 0031, 0034, 0053, 0056) and construct proposed facility WWDC 0070.

This First Supplemental Interlocal Contract increases construction funding due to bids received, adds a line item for entity construction management labor costs and extends the project completion date from December 31, 2022 to December 31, 2023 to allow for construction and completion of Letter of Map Revision.

Respectfully submitted,

DocuSigned by:

046719FB9871462
 Edward M. McGuire, P.E.
 Director of Public Works
 City of Henderson

TAC AGENDA ITEM # 10a Date: 08/26/2021	RFCD AGENDA ITEM # Date: 09/09/2021
CAC AGENDA ITEM # 10a Date: 08/30/2021	

Regional Flood Control District
AGENDA ITEM DEVELOPMENT

Staff Discussion:

Date: 08/16/2021

**WHITNEY RANCH REPLACEMENT PROJECT
FIRST SUPPLEMENTAL INTERLOCAL CONTRACT – HEN07G20**

The City of Henderson has submitted a request to approve a first supplemental interlocal contract for construction and construction management to increase funding in the amount of \$3,810,363, add a line item for entity construction management labor costs and extend the project completion date from December 31, 2022 to December 31, 2023 for the Whitney Ranch Replacement project.

This supplemental will increase funding due to bids received to allow for construction and completion of a Letter of Map Revision (LOMR). District funding will be provided as follows:

	Current Funding	Increase/Decrease	Proposed Funding
Construction	\$14,962,864	\$3,810,363	\$18,773,227
Construction Engineering	\$ 500,000	(\$ 500,000)	\$ 0
Entity Construction Management Labor	\$ 0	\$ 500,000	\$ 500,000
Total ILC Value	\$15,462,864	\$3,810,363	\$19,273,227

The RFCD Attorney has reviewed the contract.

Staff Recommendation:

Approve subject to approval of the Ten Year Construction Program Amendment item on this agenda.

Discussion by Technical Advisory Committee:

AGENDA
#10a Date: 08/26/2021

Recommendation:

Discussion by Citizens Advisory Committee:

AGENDA
#10a Date: 08/30/2021

Recommendation:

FIRST SUPPLEMENTAL INTERLOCAL CONTRACT
WHITNEY RANCH CHANNEL REPLACEMENT

THIS FIRST SUPPLEMENTAL INTERLOCAL CONTRACT ("CONTRACT") made and entered into as of the _____ day of _____, 2021, by and between the Clark County Regional Flood Control District hereinafter referred to as "DISTRICT" and City of Henderson, hereinafter referred to as "CITY".

W I T N E S S E T H

WHEREAS, pursuant to Chapter 543 of the Nevada Revised Statutes, the DISTRICT may approve a project to design and construct flood control improvements, and;

WHEREAS, the flood control improvements proposed herein are the same as those generally identified in the 2018 Clark County Regional Flood Control District Master Plan Update Structure Nos. WWDC 0001, 0016, 0031, 0034, 0053, 0056, and 0070, hereinafter referred to as "PROJECT"; and

WHEREAS, the PROJECT is identified and shown on the attached Exhibit "A"; and

WHEREAS, the PROJECT has been approved by the DISTRICT on its Ten Year Construction Program; and

WHEREAS, the PROJECT has regional flood control significance and is located in the same hydrographic area as the CITY, and the COUNTY OF CLARK; and

WHEREAS, an Interlocal Contract dated November 12, 2020 was entered into between the DISTRICT and the CITY for construction of the Whitney Ranch Channel Replacement project; and

WHEREAS, the CITY wishes to increase funding and extend the project completion date and add a line item for entity construction management labor costs;

NOW, THEREFORE, in consideration of the covenants, conditions, contracts, and promises of the parties hereto, the DISTRICT and the CITY agree to the following:

SECTION II - PROJECT COSTS shall be replaced in its entirety by the following:

The DISTRICT agrees to fund PROJECT costs within the limits specified below:

1. Entity Construction Management Labor costs shall not exceed \$500,000.
2. Construction costs shall not exceed \$18,773,227.
3. The total cost of this CONTRACT shall not exceed \$19,273,227 which includes all the items described in the paragraphs above.
4. A written request must be made to the DISTRICT and approved by the Board to reallocate funds between phases of the PROJET. No other approval by the Lead Entity is required.
5. A written request must be made to the DISTRICT and a Supplemental Interlocal Contract must be approved by the Board to increase the total cost of the CONTRACT noted above prior to payment of any additional funds.

SECTION III – GENERAL, paragraph 15 shall be revised to read as follows:

15. The items covered in SECTION II - PROJECT COSTS must be completed to the satisfaction of the DISTRICT prior to December 31, 2023. The DISTRICT may, at any time thereafter, grant extensions or terminate this CONTRACT after thirty (30) days notice.

...

...

...

...

...

The remainder of the original Interlocal Contract dated November 12, 2020 shall remain unchanged.

IN WITNESS WHEREOF, this First Supplemental Interlocal Contract is hereby executed as of the date first set forth above.

Date of District Action:

REGIONAL FLOOD CONTROL DISTRICT

ATTEST: _____

BY: _____
DEBRA MARCH, Chair

DEANNA HUGHES, Secretary to the Board

Approved as to Form:

BY: _____
CHRISTOPHER FIGGINS
RFCD Attorney

Date of Council Action:

CITY OF HENDERSON

Richard A. Derrick, City Manager/CEO

ATTEST:

Approved as to Form:

Jose Luis Valdez, CMC, City Clerk

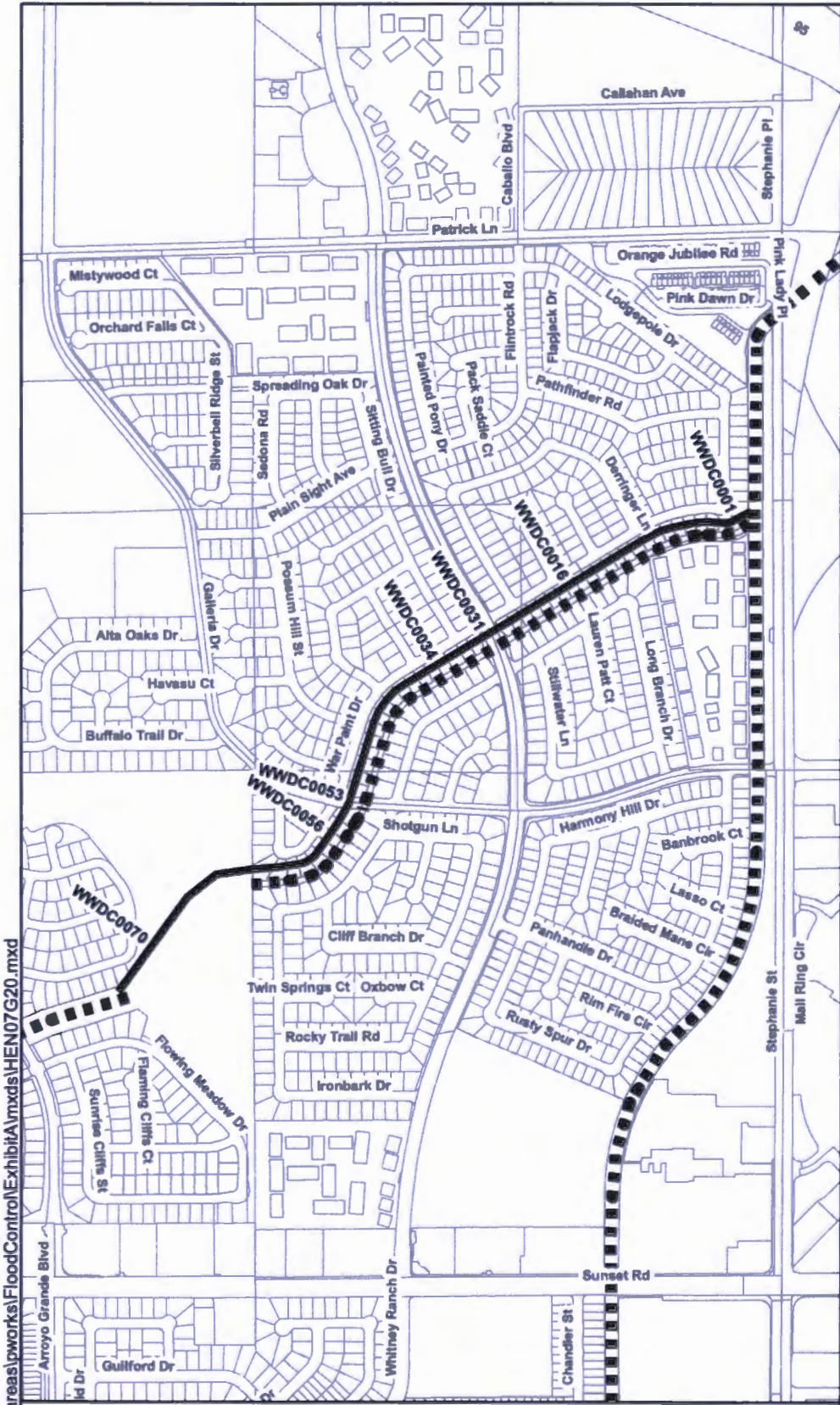
Nicholas G. Vaskov, City Attorney

Approved as to Funding:

Approved as to Content:

Jim McIntosh
Chief Financial Officer

Edward McGuire
Director of Public Works

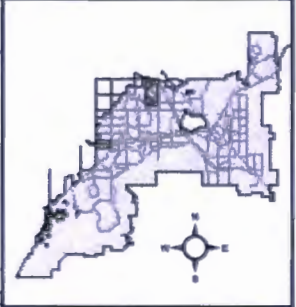


**PUBLIC WORKS,
PARKS & RECREATION
DEPARTMENT**

THE CITY OF
HENDERSON
A Place To Call Home

**City of Henderson
REGIONAL FLOOD
CONTROL DISTRICT**

EXHIBIT A



Legend

- Proposed Regional Facility
- Existing Regional Facility

This map is offered as a general reference guide only. Neither warranty of accuracy is intended nor should any be assumed.

MAP NAME:
EXHIBIT A

AUTHOR: CLH **DATE:** 8/12/2021

P:\work\areas\pworks\FloodControl\ExhibitA\mxds\HEN07G20.mxd

EXHIBIT A **WHITNEY RANCH CHANNEL REPLACEMENT
HEN07G20**

CLARK COUNTY
REGIONAL FLOOD CONTROL DISTRICT
AGENDA ITEM

SUBJECT: WHITNEY RANCH CHANNEL REPLACEMENT
PETITIONER: CITY OF HENDERSON
RECOMMENDATION OF PETITIONER: THAT THE REGIONAL FLOOD CONTROL DISTRICT RECEIVE A REPORT ON THE RECOMMENDATION FOR BEST BID FOR CONSTRUCTION OF WHITNEY RANCH CHANNEL REPLACEMENT – HEN07G20 (FOR POSSIBLE ACTION)

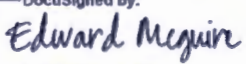
FISCAL IMPACT: None by this action. Funding will be provided as follows:

\$ 17,773,227 - Funding by Regional Flood Control District

BACKGROUND:

On July 13, 2021, bids were opened for the Whitney Ranch Channel Replacement project. The project is identified in the 2018 Clark County Regional Flood Control District Master Plan Update (MPU) as a segment of the Whitney Ranch-Duck Creek Channel System. Project construction will replace the existing Whitney Wash Channel (WWDC 0000, 0015, 0030, 0033, 0054, and 0055) with higher-capacity structures (WWDC 0001, 0016, 0031, 0034, 0053, 0056) and construct proposed facility WWDC 0070. Six (6) bids were received ranging from \$17,773,227.00 to \$23,681,225.00. The recommended best bid is to Harbor Company in the amount of \$17,773,227.00 or 29% higher than the engineer’s estimate of \$13,708,876.00, presented to the District Board in November 2020. The Interlocal Contract dated November 12, 2020 between the District and City of Henderson, allocates \$14,962,864.00 for the construction of this project. There is an item on this agenda for approval to increase construction funding to \$18,773,227.00. A Cash Flow Projection, estimated construction schedule, and a tabulation of bids including the Engineer’s estimate are attached.

Respectfully submitted,

DocuSigned by:

046713FB96714C2...
 Edward M. McGuire, P.E.
 Director, Public Works, Parks and Recreation
 City of Henderson

TAC AGENDA ITEM # 10b Date: 08/26/2021	RFCD AGENDA ITEM # Date: 09/09/2021
CAC AGENDA ITEM # 10b Date: 08/30/2021	

Regional Flood Control District
AGENDA ITEM DEVELOPMENT

Staff Discussion:	Date: 08/16/2021
WHITNEY RANCH CHENNEL REPLACEMENT AWARD OF BID FOR CONSTRUCTION – HEN07G20	
<p>On July 13, 2021, bids were open for Whitney Ranch Channel Replacement project. Six (6) bids were received ranging in cost from \$17,773,227 to \$23,681,225. The recommended best bid is to Harber Company, Inc., in the amount of \$17,773,227, which is approximately 29% above the engineer's estimate of \$13,708,876 presented to the District Board in November 2020.</p> <p>The Interlocal Contract dated November 12, 2020 between the District and the City allocates \$14,962,864 for construction of this project. There is an item on this agenda to increase construction funding to \$18,773,227.</p> <p>A cash flow projection, estimated construction schedule, and a tabulation of base bid are attached.</p>	
Staff Recommendation:	
Receive the report.	
Discussion by Technical Advisory Committee:	AGENDA #10b Date: 08/26/2021
Recommendation:	
Discussion by Citizens Advisory Committee:	AGENDA #10b Date: 08/30/2021
Recommendation:	

EXHIBIT "C"
Cash Flow Projection

Today's Date: July 14, 2021

Project Number: HEN07G20
 Project Name: Whitney Ranch Channel Replacement Project
 Project Type: Storm Drain
 ILC Amount: \$ 15,462,864.00 **\$19,273,227.00**
 Original Based on Best Bid

Construction Schedule									
Milestone	Estimate	Revised	Actual						
Award of Bid	Feb-01-2021	Sep-07-2021	Sep-07-2021						
Const. Start	Mar-01-2021	Oct-01-2021	Oct-01-2021						
Const. Complete		Jun-01-2022	Jun-30-2022						
Project Duration	9	9							
	Original Estimate		Actual		Variance		Revised Estimate		
Billing Month	\$	%	\$	%	\$	%	\$	%	
Feb-2021	\$1,546,286.40	10.00%							
Mar-2021	\$1,778,229.36	11.50%							
Apr-2021	\$1,778,229.36	11.50%							
May-2021	\$1,778,229.36	11.50%							
Jun-2021	\$1,778,229.36	11.50%							
Jul-2021	\$1,778,229.36	11.50%							
Aug-2021	\$1,778,229.36	11.50%							
Sep-2021	\$1,778,229.36	11.50%							
Oct-2021	\$1,468,972.08	9.50%					\$1,927,322.70	10.00%	
Nov-2021	\$0.00						\$2,216,421.11	11.50%	
Dec-2021	\$0.00						\$2,216,421.11	11.50%	
Jan-2022	\$0.00						\$2,216,421.11	11.50%	
Feb-2022	\$0.00						\$2,216,421.11	11.50%	
Mar-2022	\$0.00						\$2,216,421.11	11.50%	
Apr-2022	\$0.00						\$2,216,421.11	11.50%	
May-2022	\$0.00						\$2,216,421.11	11.50%	
Jun-2022	\$0.00						\$1,830,956.57	9.50%	
Total	\$15,462,864.00	100.00%	\$0.00	0.00%	\$0.00	0.00%	\$19,273,227.00	100.00%	

Bid Tabulation Whitney Ranch Channel Replacement Project

Item No.	Description	Engineer's Estimate			Apparent Low Bidder Harbor Company		TAB		TAND		Las Vegas Paving		CC&B		William Charles		
		Quantity	Unit	Unit Price	Total	Calculated Unit Price	Total	Calculated Unit Price	Total	Calculated Unit Price	Total	Calculated Unit Price	Total	Calculated Unit Price	Total	Calculated Unit Price	Total
105.01	CONSTRUCTION STAKING	1	LB	\$80,000.00	\$80,000.00	\$82,000.00	\$82,000.00	\$225,000.00	\$225,000.00	\$44,000.00	\$44,000.00	\$243,500.00	\$243,500.00	\$127,748.23	\$127,748.23	\$126,850.00	\$126,850.00
105.02	RESET SURVEY MONUMENT	2	EA	\$300.00	\$1,600.00	\$4,500.00	\$9,000.00	\$4,800.00	\$9,600.00	\$2,500.00	\$5,000.00	\$1,100.00	\$2,200.00	\$2,625.00	\$5,250.00	\$5,916.00	\$11,832.00
107.01	TRAFFIC CONTROL	1	LB	\$60,000.00	\$60,000.00	\$200,000.00	\$200,000.00	\$216,000.00	\$216,000.00	\$39,000.00	\$39,000.00	\$18,500.00	\$18,500.00	\$154,019.34	\$154,019.34	\$108,000.00	\$108,000.00
200.01	MOBILIZATION	1	LB	\$500,000.00	\$500,000.00	\$600,000.00	\$600,000.00	\$450,000.00	\$450,000.00	\$89,500.00	\$89,500.00	\$317,387.00	\$317,387.00	\$3,677,775.25	\$3,677,775.25	\$2,112,850.35	\$2,112,850.35
200.02	PROJECT SIGN	2	EA	\$1,300.00	\$2,600.00	\$1,000.00	\$2,000.00	\$3,800.00	\$7,600.00	\$500.00	\$1,000.00	\$1,000.00	\$2,000.00	\$900.88	\$1,801.76	\$1,964.00	\$3,928.00
201.01	CLEARING AND GRUBBING	2	AC	\$2,500.00	\$6,000.00	\$33,000.00	\$79,200.00	\$30,000.00	\$72,000.00	\$22,000.00	\$52,800.00	\$28,000.00	\$67,200.00	\$16,560.81	\$39,745.94	\$14,460.00	\$34,704.00
202.01	REMOVE EXISTING ASPHALT & AGGREGATE BASE	3,170	BY	\$20.00	\$63,400.00	\$19.00	\$60,230.00	\$30.00	\$95,100.00	\$26.00	\$82,420.00	\$20.00	\$63,400.00	\$12.48	\$39,561.60	\$12.80	\$40,576.00
202.02	REMOVE EXISTING CURB & CUTTER	444	LF	\$20.01	\$8,880.44	\$9.00	\$3,996.00	\$10.00	\$4,440.00	\$9.00	\$3,996.00	\$16.51	\$7,326.00	\$7.99	\$3,147.96	\$31.31	\$13,897.20
202.03	REMOVE EXISTING SIDEWALK	2,124	SF	\$6.00	\$12,744.00	\$3.00	\$6,372.00	\$5.00	\$10,620.00	\$3.00	\$6,372.00	\$3.50	\$7,434.00	\$5.25	\$11,151.00	\$7.90	\$16,779.60
202.04	REMOVE EXISTING RIPRAP	2,454	BY	\$10.00	\$24,540.00	\$12.00	\$29,448.00	\$30.00	\$73,620.00	\$36.00	\$88,344.00	\$23.00	\$56,442.00	\$18.58	\$45,095.32	\$28.80	\$70,675.20
202.05	REMOVE EXISTING HEADWALL	2	EA	\$1,400.00	\$7,000.00	\$10,000.00	\$50,000.00	\$3,800.00	\$19,000.00	\$3,900.00	\$19,500.00	\$12,000.00	\$60,000.00	\$6,192.84	\$30,964.20	\$3,174.00	\$15,870.00
202.06	REMOVE EXISTING WINDOW ALL	4	EA	\$1,400.00	\$5,600.00	\$9,500.00	\$38,000.00	\$3,700.00	\$14,800.00	\$2,850.00	\$11,400.00	\$8,500.00	\$34,000.00	\$6,727.99	\$26,910.36	\$3,746.00	\$14,984.00
202.07	REMOVE EXISTING RETAINING WALL	64	LF	\$150.00	\$9,600.00	\$45.00	\$2,880.00	\$120.00	\$7,680.00	\$190.00	\$12,160.00	\$325.00	\$20,800.00	\$238.09	\$15,237.76	\$249.00	\$15,936.00
202.08	REMOVE EXISTING BLOCK WALL	63	LF	\$150.00	\$9,450.00	\$45.00	\$2,835.00	\$120.00	\$7,560.00	\$150.00	\$9,450.00	\$115.00	\$7,245.00	\$98.30	\$6,192.90	\$253.00	\$15,939.00
202.09	REMOVE EXISTING END SECTION	1	EA	\$250.00	\$250.00	\$660.00	\$660.00	\$3,800.00	\$3,800.00	\$1,250.00	\$1,250.00	\$500.00	\$500.00	\$806.74	\$806.74	\$11,920.00	\$11,920.00
202.10	REMOVE EXISTING STORM DRAIN PIPE	755	LF	\$40.00	\$30,200.00	\$30.00	\$22,650.00	\$30.00	\$22,650.00	\$55.00	\$41,525.00	\$55.00	\$41,525.00	\$97.71	\$73,771.05	\$31.50	\$23,782.50
202.11	REMOVE EXISTING CMP STORM DRAIN	227	LF	\$110.00	\$24,970.00	\$185.00	\$41,995.00	\$30.00	\$6,810.00	\$20.00	\$4,540.00	\$320.00	\$72,640.00	\$524.22	\$118,997.94	\$97.20	\$22,087.10
202.12	REMOVE EXISTING DROP INLET	4	EA	\$2,500.00	\$10,000.00	\$2,775.00	\$11,100.00	\$3,200.00	\$12,800.00	\$3,000.00	\$12,000.00	\$4,500.00	\$18,000.00	\$6,281.97	\$25,127.88	\$3,902.00	\$15,608.00
202.13	REMOVE EXISTING STORM DRAIN MANHOLE	4	EA	\$2,500.00	\$10,000.00	\$1,700.00	\$7,600.00	\$3,000.00	\$12,000.00	\$2,800.00	\$11,200.00	\$3,400.00	\$13,600.00	\$6,039.15	\$24,236.60	\$3,902.00	\$15,608.00
202.14	REMOVE EXISTING PERFORATED STORM DRAIN PIPE	810	LF	\$10.00	\$8,100.00	\$25.00	\$20,250.00	\$30.00	\$24,300.00	\$50.00	\$40,500.00	\$25.00	\$20,250.00	\$33.51	\$26,981.10	\$19.80	\$16,038.00
202.15	REMOVE PORTION OF EXISTING WHITNEY CONCRETE CHANNEL	7,637	BY	\$120.00	\$916,440.00	\$31.00	\$236,747.00	\$28.00	\$213,836.00	\$55.00	\$420,035.00	\$103.00	\$786,611.00	\$38.58	\$291,865.44	\$27.90	\$212,073.30
202.16	REMOVE EXISTING PITMAN CONCRETE CHANNEL	6,350	BY	\$100.00	\$635,000.00	\$31.00	\$196,850.00	\$22.00	\$139,700.00	\$60.00	\$381,000.00	\$70.00	\$444,500.00	\$28.17	\$180,149.50	\$24.10	\$153,035.00
202.17	REMOVE EXISTING SANITARY BEWER MANHOLE	2	EA	\$2,500.00	\$5,000.00	\$1,800.00	\$3,600.00	\$3,000.00	\$6,000.00	\$1,850.00	\$3,700.00	\$1,900.00	\$4,800.00	\$6,103.72	\$12,207.44	\$6,865.00	\$13,730.00
202.18	REMOVE EXISTING SANITARY BEWER PIPE	83	LF	\$40.00	\$3,320.00	\$60.00	\$4,980.00	\$30.00	\$2,460.00	\$35.00	\$2,905.00	\$100.00	\$4,000.00	\$93.41	\$7,739.85	\$155.00	\$3,175.00
202.19	REMOVE EXISTING CONCRETE ACCESS RAMP	1	LB	\$60,000.00	\$60,000.00	\$4,000.00	\$4,000.00	\$10,000.00	\$10,000.00	\$11,000.00	\$11,000.00	\$8,500.00	\$8,500.00	\$10,961.67	\$10,961.67	\$44,655.00	\$44,655.00
202.20	REMOVE EXISTING CONCRETE PAD	8,012	SF	\$2.50	\$20,030.00	\$3.50	\$28,042.00	\$4.00	\$32,048.00	\$7.00	\$56,084.00	\$4.00	\$32,048.00	\$28.71	\$230,624.52	\$3.90	\$31,246.80
202.21	REMOVE EXISTING GATE	1	EA	\$250.00	\$250.00	\$350.00	\$350.00	\$350.00	\$350.00	\$1,650.00	\$1,650.00	\$350.00	\$350.00	\$315.00	\$315.00	\$300.00	\$300.00
202.22	REMOVE EXISTING FENCE	783	LF	\$4.50	\$3,523.50	\$9.00	\$7,047.00	\$17.00	\$13,311.00	\$10.00	\$7,830.00	\$9.00	\$7,047.00	\$8.40	\$6,577.20	\$8.00	\$6,264.00
202.23	REMOVE AND REPLACE EXISTING STREETLIGHT	1	EA	\$1,500.00	\$1,500.00	\$6,000.00	\$6,000.00	\$3,000.00	\$3,000.00	\$11,000.00	\$11,000.00	\$16,500.00	\$16,500.00	\$10,500.00	\$10,500.00	\$8,000.00	\$8,000.00
202.24	REMOVE EXISTING LANDSCAPE CURB	270	LF	\$5.00	\$1,350.00	\$15.00	\$4,050.00	\$4.00	\$1,080.00	\$9.00	\$2,430.00	\$23.00	\$6,210.00	\$4.27	\$1,152.90	\$47.10	\$12,717.00
202.25	REMOVE AND REPLACE EXISTING SIGN PANEL AND POST	1	EA	\$100.00	\$100.00	\$505.00	\$505.00	\$300.00	\$300.00	\$350.00	\$350.00	\$1,100.00	\$1,100.00	\$262.50	\$262.50	\$491.00	\$491.00
202.26	ABANDON EXISTING STORM DRAIN PIPE	154	LF	\$15.00	\$2,310.00	\$60.00	\$9,240.00	\$30.00	\$4,620.00	\$24.00	\$3,696.00	\$45.00	\$6,930.00	\$52.50	\$8,085.00	\$107.00	\$16,478.00
203.01	8-INCH DECOMPOSED GRANITE MAINTENANCE PATH	98	BY	\$15.00	\$1,470.00	\$26.00	\$2,548.00	\$50.00	\$4,900.00	\$56.00	\$5,488.00	\$45.00	\$4,410.00	\$29.73	\$2,913.54	\$134.50	\$13,181.00
203.02	DYEWING/AVATION	6,000	CY	\$20.00	\$120,000.00	\$120.00	\$720,000.00	\$30.00	\$180,000.00	\$40.00	\$240,000.00	\$36.00	\$216,000.00	\$74.44	\$446,640.00	\$1.00	\$6,000.00
212.01	LANDSCAPE ROCK	2,344	BY	\$40.00	\$93,760.00	\$27.00	\$63,288.00	\$27.00	\$63,288.00	\$14.00	\$33,216.00	\$16.50	\$38,670.00	\$11.55	\$27,073.20	\$11.50	\$26,956.00
212.02	LANDSCAPE CURB	270	LF	\$19.99	\$5,400.00	\$34.99	\$9,450.00	\$55.98	\$15,120.00	\$21.99	\$5,940.00	\$27.49	\$7,425.00	\$15.74	\$4,252.50	\$34.99	\$9,450.00
212.03	REMOVE AND RESTORE EXISTING LANDSCAPED AREA	1	LB	\$190,000.00	\$190,000.00	\$18,500.00	\$18,500.00	\$36,000.00	\$36,000.00	\$18,000.00	\$18,000.00	\$220,000.00	\$220,000.00	\$105,000.00	\$105,000.00	\$125,000.00	\$125,000.00
270.01	Dewatering	1	LB	\$300,000.00	\$300,000.00	\$30,000.00	\$30,000.00	\$360,000.00	\$360,000.00	\$960,000.00	\$960,000.00	\$440,000.00	\$440,000.00	\$2,501,263.13	\$2,501,263.13	\$1,251,800.00	\$1,251,800.00
302.01	6-INCH TYPE I AGGREGATE BASE	872	BY	\$7.18	\$6,259.50	\$36.44	\$31,779.00	\$11.04	\$9,630.00	\$16.57	\$14,445.00	\$18.77	\$16,371.00	\$11.57	\$10,404.96	\$20.32	\$17,719.20
302.02	6-INCH TYPE II AGGREGATE BASE	2,298	BY	\$10.00	\$22,980.00	\$40.00	\$91,920.00	\$15.00	\$34,470.00	\$21.00	\$48,258.00	\$15.50	\$35,619.00	\$19.48	\$44,765.04	\$15.10	\$34,699.80
302.03	4-INCH TYPE II AGGREGATE BASE	4,612	BY	\$3.36	\$15,475.50	\$24.61	\$113,487.00	\$7.46	\$34,390.00	\$9.69	\$44,707.00	\$9.69	\$44,707.00	\$9.11	\$42,918.72	\$6.97	\$32,154.63
302.04	6-INCH TYPE II AGGREGATE BASE MAINTENANCE PATH	6,309	BY	\$6.78	\$42,802.50	\$30.27	\$190,965.00	\$15.52	\$79,020.00	\$22.96	\$144,870.00	\$11.48	\$72,435.00	\$17.52	\$110,962.15	\$8.87	\$55,972.50
402.01	6-INCH PLANT MIX BITUMINOUS SURFACE	2,313	BY	\$7.40	\$17,115.00	\$16.77	\$38,794.00	\$17.27	\$39,935.00	\$16.77	\$38,794.00	\$13.32	\$30,807.00	\$16.06	\$37,139.55	\$11.79	\$27,269.90
402.02	3-INCH PLANT MIX BITUMINOUS SURFACE	2,298	BY	\$20.00	\$45,960.00	\$24.00	\$55,152.00	\$26.00	\$59,748.00	\$26.00	\$59,748.00	\$23.00	\$52,854.00	\$24.15	\$55,496.70	\$20.00	\$45,960.00
502.01	8-FOOT X 5-FOOT REINFORCED CONCRETE BOX	366	LF	\$1,100.51	\$402,600.00	\$1,950.91	\$713,700.00	\$2,301.20	\$840,200.00	\$1,000.46	\$366,000.00	\$1,960.91	\$717,360.00	\$1,777.87	\$645,066.18	\$2,926.36	\$1,070,550.00
502.02	14-FOOT X 6-FOOT REINFORCED CONCRETE BOX	999	LF	\$1,500.00	\$1,498,500.00	\$1,575.00	\$1,573,425.00	\$1,960.00	\$1,958,400.00	\$1,680.00	\$1,678,320.00	\$1,840.00	\$1,838,160.00	\$1,564.94	\$1,563,375.06	\$2,645.00	\$2,642,355.00
502.03	14-FOOT X 7-FOOT REINFORCED CONCRETE BOX	269	LF	\$1,600.00	\$430,400.00	\$1,900.00	\$511,100.00	\$2,400.00	\$646,600.00	\$2,250.00	\$605,250.00	\$2,380.00	\$640,220.00	\$1,986.71	\$534,424.99	\$3,083.00	\$820,327.00
502.04	16-FOOT X 5-FOOT REINFORCED CONCRETE BOX	1,342	LF	\$1,599.52	\$2,147,200.00	\$2,024.40	\$2,717,350.00	\$2,389.26	\$3,155,000.00	\$2,499.26	\$3,350,380.00	\$2,393.29	\$3,212,748.00	\$1,874.08	\$4,126,650.00		
502.05	18-FOOT X 5-FOOT REINFORCED CONCRETE BOX	492	LF	\$1,700.00	\$836,400.00	\$2,100.00	\$1,033,200.00	\$2,800.00	\$1,377,600.00	\$2,740.00	\$1,348,800.00	\$2,660.00	\$1,308,720.00	\$1,842.33	\$906,426.36	\$3,250.00	\$1,599,000.00
502.06	20-FOOT X 5-FOOT REINFORCED CONCRETE BOX	272	LF	\$1,950.00	\$530,400.00	\$2,300.00	\$626,400.00	\$3,000.00	\$810,000.00	\$3,150.00	\$865,800.0						

Item No.	Description	Quantity	Unit	Engineer's Estimate		Apparent Low Bidder Harber Company		TAB		TAND		Las Vegas Paving		CG&B		William Charles	
				Calculated Unit Price	Total	Calculated Unit Price	Total	Calculated Unit Price	Total	Calculated Unit Price	Total	Calculated Unit Price	Total	Calculated Unit Price	Total	Calculated Unit Price	Total
603.03	30-INCH REINFORCED CONCRETE PIPE (CLASS III)	50	LF	\$223.00	\$11,150.00	\$495.00	\$24,750.00	\$275.00	\$13,750.00	\$445.00	\$22,250.00	\$340.09	\$17,004.50	\$511.00	\$25,550.00		
603.04	36-INCH REINFORCED CONCRETE PIPE (CLASS III)	33	LF	\$275.00	\$9,075.00	\$440.00	\$14,520.00	\$600.00	\$19,800.00	\$360.00	\$11,880.00	\$365.00	\$12,045.00	\$616.91	\$20,358.03	\$656.00	\$21,648.00
603.05	42-INCH REINFORCED CONCRETE PIPE (CLASS III)	25	LF	\$298.21	\$7,500.00	\$355.86	\$8,950.00	\$591.45	\$14,875.00	\$362.82	\$9,125.00	\$646.12	\$16,250.00	\$629.60	\$15,820.75	\$967.69	\$24,337.50
603.06	48-INCH REINFORCED CONCRETE PIPE (CLASS III)	143	LF	\$350.50	\$50,050.00	\$325.53	\$46,473.00	\$535.90	\$76,405.00	\$290.49	\$41,470.00	\$365.61	\$52,195.00	\$393.17	\$56,128.93	\$425.71	\$60,775.00
603.07	54-INCH REINFORCED CONCRETE PIPE (CLASS III)	653	LF	\$430.00	\$280,700.00	\$385.03	\$251,403.00	\$480.04	\$313,440.00	\$315.02	\$205,695.00	\$430.03	\$280,700.00	\$420.01	\$279,246.94	\$405.53	\$284,791.50
603.08	60-INCH REINFORCED CONCRETE PIPE (CLASS III)	24	LF	\$492.61	\$12,000.00	\$492.61	\$12,000.00	\$1,327.09	\$37,200.00	\$492.61	\$12,000.00	\$615.76	\$15,000.00	\$1,240.48	\$30,218.16	\$1,068.97	\$26,040.00
603.09	72-INCH REINFORCED CONCRETE PIPE (CLASS III)	40	LF	\$601.96	\$24,000.00	\$752.45	\$30,000.00	\$1,605.22	\$64,000.00	\$697.27	\$27,800.00	\$682.22	\$27,200.00	\$827.76	\$33,002.80	\$935.04	\$37,280.00
603.10	43-INCH X 28-INCH HORIZONTAL ELLIPTICAL REINFORCED CONCRETE PIPE (CLASS III)	124	LF	\$430.00	\$53,320.00	\$480.00	\$59,520.00	\$1,300.00	\$161,200.00	\$295.00	\$36,580.00	\$390.00	\$48,360.00	\$529.81	\$65,696.44	\$717.00	\$88,908.00
603.11	68-INCH X 43-INCH HORIZONTAL ELLIPTICAL REINFORCED CONCRETE PIPE	150	LF	\$600.00	\$90,000.00	\$570.00	\$85,500.00	\$860.00	\$129,000.00	\$410.00	\$61,500.00	\$580.00	\$87,000.00	\$714.06	\$107,109.00	\$694.50	\$104,175.00
803.12	UP LIGHTING STORM DRAIN PIPE	1	EA	\$500.00	\$500.00	\$1,000.00	\$1,000.00	\$4,200.00	\$4,200.00	\$1,000.00	\$1,000.00	\$950.00	\$950.00	\$881.03	\$881.03	\$14,680.00	\$14,680.00
605.01	8-INCH PERFORATED DRAIN PIPE	4,503	LF	\$105.01	\$472,815.00	\$70.00	\$315,210.00	\$78.00	\$351,234.00	\$72.00	\$324,216.00	\$45.00	\$202,635.00	\$29.66	\$133,558.98	\$35.20	\$158,505.60
605.02	16-INCH C900 PVC PIPE	41	LF	\$249.82	\$10,250.00	\$349.74	\$14,350.00	\$509.63	\$20,910.00	\$379.72	\$15,580.00	\$519.62	\$21,320.00	\$390.59	\$24,231.82	\$738.94	\$31,139.50
605.03	36-INCH C900 PVC PIPE	399	LF	\$365.00	\$145,635.00	\$430.00	\$171,570.00	\$610.00	\$243,390.00	\$440.00	\$175,560.00	\$525.00	\$209,475.00	\$476.26	\$190,277.74	\$448.50	\$178,951.50
605.04	42-INCH C900 PVC PIPE	52	LF	\$449.48	\$23,400.00	\$659.24	\$34,320.00	\$819.05	\$42,640.00	\$599.21	\$31,200.00	\$774.11	\$40,300.00	\$731.21	\$38,066.60	\$885.98	\$46,124.00
605.05	PERFORATED DRAIN PIPE CLEANOUT	21	EA	\$850.00	\$17,850.00	\$1,200.00	\$25,200.00	\$3,300.00	\$69,300.00	\$1,800.00	\$37,800.00	\$2,600.00	\$54,600.00	\$1,682.17	\$35,325.97	\$1,491.00	\$31,311.00
609.01	48-INCH TYPE IA STORM DRAIN MANHOLE	1	EA	\$5,000.00	\$5,000.00	\$18,000.00	\$18,000.00	\$7,300.00	\$7,300.00	\$9,000.00	\$9,000.00	\$8,300.00	\$8,300.00	\$9,570.25	\$9,570.25	\$7,220.00	\$7,220.00
609.02	60-INCH TYPE III STORM DRAIN MANHOLE	4	EA	\$10,000.00	\$40,000.00	\$22,000.00	\$88,000.00	\$18,450.00	\$73,800.00	\$9,000.00	\$39,600.00	\$12,500.00	\$50,000.00	\$13,052.65	\$52,210.60	\$10,685.00	\$42,740.00
609.03	60-INCH TYPE IIIA STORM DRAIN MANHOLE	3	EA	\$10,000.00	\$30,000.00	\$22,500.00	\$67,500.00	\$19,130.00	\$57,390.00	\$9,000.00	\$32,700.00	\$13,800.00	\$41,400.00	\$14,269.65	\$42,808.95	\$11,940.00	\$35,820.00
609.04	48-INCH TYPE IA STORM DRAIN MANHOLE RIBBER	13	EA	\$3,000.00	\$39,000.00	\$3,700.00	\$48,100.00	\$5,400.00	\$70,200.00	\$3,500.00	\$45,500.00	\$3,700.00	\$48,100.00	\$5,094.13	\$66,223.69	\$1,634.00	\$21,242.00
609.05	20-FOOT TYPE "CM" DROP INLET	6	EA	\$30,000.00	\$180,000.00	\$35,000.00	\$210,000.00	\$30,000.00	\$180,000.00	\$28,000.00	\$168,000.00	\$35,000.00	\$210,000.00	\$29,524.36	\$177,145.56	\$40,340.00	\$243,240.00
609.06	NDOT TYPE 2 DROP INLET	1	EA	\$10,000.00	\$10,000.00	\$8,200.00	\$8,200.00	\$7,460.00	\$7,460.00	\$6,600.00	\$6,600.00	\$9,300.00	\$9,300.00	\$14,627.37	\$14,627.37	\$8,684.00	\$8,684.00
609.07	NDOT TYPE 2B DROP INLET	6	EA	\$10,000.00	\$60,000.00	\$8,200.00	\$49,200.00	\$8,400.00	\$50,400.00	\$7,000.00	\$42,000.00	\$9,800.00	\$58,800.00	\$14,061.36	\$84,368.16	\$7,673.00	\$46,038.00
609.08	TRIPLE NDOT TYPE 2B DROP INLET	2	EA	\$18,000.00	\$36,000.00	\$12,000.00	\$24,000.00	\$9,300.00	\$18,600.00	\$15,000.00	\$30,000.00	\$12,000.00	\$24,000.00	\$32,096.10	\$64,192.20	\$9,910.00	\$19,820.00
609.09	NDOT TYPE 2B DROP INLET WITH CONCRETE APRON	2	EA	\$12,500.00	\$25,000.00	\$13,000.00	\$26,000.00	\$9,300.00	\$18,600.00	\$7,200.00	\$14,400.00	\$11,000.00	\$22,000.00	\$16,346.10	\$32,692.20	\$9,415.00	\$18,830.00
609.10	TRIPLE NDOT TYPE 2B DROP INLET WITH CONCRETE APRON	2	EA	\$15,000.00	\$30,000.00	\$16,000.00	\$32,000.00	\$15,000.00	\$30,000.00	\$16,000.00	\$32,000.00	\$17,000.00	\$34,000.00	\$33,146.10	\$66,292.20	\$10,900.00	\$21,800.00
609.11	NDOT TYPE 4 MANHOLE	1	EA	\$12,000.00	\$12,000.00	\$24,000.00	\$24,000.00	\$28,300.00	\$28,300.00	\$11,000.00	\$11,000.00	\$26,000.00	\$26,000.00	\$35,596.10	\$35,596.10	\$24,760.00	\$24,760.00
609.12	NDOT TYPE 4 MODIFIED MANHOLE	3	EA	\$12,000.00	\$36,000.00	\$19,000.00	\$57,000.00	\$25,600.00	\$76,800.00	\$14,000.00	\$42,000.00	\$29,000.00	\$87,000.00	\$34,135.60	\$102,406.80	\$26,370.00	\$79,110.00
609.13	TYPE B-80 MANHOLE	2	EA	\$10,000.00	\$20,000.00	\$25,000.00	\$50,000.00	\$12,350.00	\$24,700.00	\$9,900.00	\$19,800.00	\$13,600.00	\$27,200.00	\$30,031.39	\$60,062.78	\$11,895.00	\$23,790.00
613.01	TYPE "T" CURB & GUTTER	283	LF	\$30.03	\$8,498.00	\$50.04	\$14,150.00	\$50.04	\$14,150.00	\$36.03	\$10,188.00	\$62.05	\$17,546.00	\$29.43	\$8,326.86	\$43.24	\$12,225.60
613.02	CONCRETE SIDEWALK	3,123	SF	\$8.00	\$25,000.00	\$12.00	\$37,476.00	\$16.00	\$50,000.00	\$7.00	\$21,861.00	\$10.00	\$31,230.00	\$9.04	\$28,119.92	\$9.30	\$29,143.50
614.01	12-FOOT WIDE BLACK VINYL DOUBLE SWING GATE	5	EA	\$2,000.00	\$10,000.00	\$4,000.00	\$20,000.00	\$4,000.00	\$20,000.00	\$5,500.00	\$27,500.00	\$3,900.00	\$19,500.00	\$3,727.50	\$18,637.50	\$3,550.00	\$17,750.00
616.02	6-FOOT FENCE WITH BLACK VINYL	52	LF	\$33.32	\$1,722.00	\$141.28	\$7,280.00	\$141.28	\$7,280.00	\$45.41	\$2,361.00	\$139.26	\$7,176.00	\$132.45	\$6,825.00	\$126.14	\$6,500.00
616.03	POST AND CABLE FENCE	758	LF	\$25.00	\$18,950.00	\$31.00	\$23,498.00	\$55.99	\$42,448.00	\$76.99	\$58,366.00	\$31.00	\$23,498.00	\$28.88	\$21,891.04	\$27.50	\$20,845.00
616.04	72-INCH CHAIN LINK FENCE	730	LF	\$30.00	\$21,900.00	\$55.00	\$40,150.00	\$56.00	\$40,880.00	\$55.00	\$40,150.00	\$55.00	\$40,150.00	\$52.50	\$38,325.00	\$50.00	\$36,500.00
616.05	5-FOOT WIDE SWING GATE	1	EA	\$1,200.00	\$1,200.00	\$2,400.00	\$2,400.00	\$2,500.00	\$2,500.00	\$4,800.00	\$4,800.00	\$2,400.00	\$2,400.00	\$2,257.50	\$2,257.50	\$2,150.00	\$2,150.00
628.01	TYPE 3 FILM (CROSSWALKS & STOP BARS)	470	SF	\$7.00	\$3,290.00	\$7.50	\$3,525.00	\$8.00	\$3,760.00	\$7.00	\$3,290.00	\$11.00	\$5,170.00	\$7.35	\$3,454.50	\$9.35	\$4,394.50
628.02	TYPE 3 FILM (BIBES & ARROW SIGNS)	2	EA	\$850.00	\$1,700.00	\$1,100.00	\$2,200.00	\$1,200.00	\$2,400.00	\$330.00	\$660.00	\$290.00	\$580.00	\$105.00	\$210.00	\$133.50	\$267.00
628.03	WHITE POLYUREA PAVEMENT MARKING (6-INCH BOLD)	483	LF	\$7.00	\$3,381.00	\$3.00	\$966.00	\$3.00	\$1,449.00	\$3.00	\$1,449.00	\$5.00	\$2,415.00	\$2.10	\$1,014.30	\$2.65	\$1,279.95
628.04	WHITE POLYUREA PAVEMENT MARKING (6-INCH X 2-FOOT B&P)	362	LF	\$7.00	\$2,534.00	\$2.00	\$724.00	\$3.00	\$1,080.00	\$3.00	\$1,080.00	\$5.00	\$1,810.00	\$2.10	\$759.00	\$2.65	\$964.50
629.01	ADJUST WATER VALVE TO FINISHED GRADE	6	EA	\$850.00	\$5,100.00	\$850.00	\$5,100.00	\$1,450.00	\$8,700.00	\$880.00	\$5,280.00	\$1,000.00	\$6,000.00	\$578.14	\$3,468.84	\$2,362.00	\$14,172.00
629.02	18-INCH STEEL CASING AT "WC" 11-54.1	72	LF	\$300.00	\$21,600.00	\$410.00	\$29,520.00	\$360.00	\$25,920.00	\$550.00	\$39,600.00	\$430.00	\$30,960.00	\$369.53	\$26,606.16	\$459.00	\$33,048.00
629.03	8-INCH DUCTILE IRON WATERLINE RELOCATION AT "FN" 14-10	1	LS	\$34,000.00	\$34,000.00	\$66,000.00	\$66,000.00	\$30,000.00	\$30,000.00	\$26,000.00	\$26,000.00	\$24,000.00	\$24,000.00	\$23,730.92	\$23,730.92	\$34,890.00	\$34,890.00
629.04	12-INCH DUCTILE IRON WATERLINE RELOCATION AT "WB" 9-46	1	LS	\$75,000.00	\$75,000.00	\$151,000.00	\$151,000.00	\$58,500.00	\$58,500.00	\$45,000.00	\$45,000.00	\$66,000.00	\$66,000.00	\$56,729.11	\$56,729.11	\$68,060.00	\$68,060.00
629.05	12-INCH DUCTILE IRON WATERLINE RELOCATION AT "WB" 13-17.5	1	LS	\$60,000.00	\$60,000.00	\$29,000.00	\$29,000.00	\$39,000.00	\$39,000.00	\$28,000.00	\$28,000.00	\$31,000.00	\$31,000.00	\$26,605.92	\$26,605.92	\$49,675.00	\$49,675.00
629.06	FIRE HYDRANT ASSEMBLY AND WATERLINE RELOCATION AT "OD" 12-17	1	LS	\$15,000.00	\$15,000.00	\$21,000.00	\$21,000.00	\$12,500.00	\$12,500.00	\$9,000.00	\$9,000.00	\$11,500.00	\$11,500.00	\$21,430.92	\$21,430.92	\$21,340.00	\$21,340.00
630.01	ADJUST SEWER MANHOLE TO GRADE	1	EA	\$1,000.00	\$1,000.00	\$2,750.00	\$2,750.00	\$1,650.00	\$1,650.00	\$1,200.00	\$1,200.00	\$1,300.00	\$1,300.00	\$1,421.38	\$1,421.38	\$1,665.00	\$1,665.00
630.02	PRECAST 48-INCH SANITARY SEWER MANHOLE	1	EA	\$12,000.00	\$12,000.00	\$10,500.00	\$10,500.00	\$9,500.00	\$9,500.00	\$8,800.00	\$8,800.00	\$8,300.00	\$8,300.00	\$9,096.70	\$9,096.70	\$19,120.00	\$19,120.00
630.03	PRECAST 60-INCH SANITARY SEWER MANHOLE	1	EA	\$20,000.00	\$20,000.00	\$12,500.00	\$12,500.00	\$11,500.00	\$11,500.00	\$11,000.00	\$11,000.00	\$10,900.00	\$10,900.00	\$10,493.20	\$10,493.20	\$21,755.00	\$21,755.00
630.04	18-INCH C900 PVC SANITARY SEWER PIPE	73	LF	\$150.89	\$11,015.00	\$286.69	\$20,805.00	\$321.90	\$23,560.00	\$135.80	\$9,955						

11. **Comments By the General Public**

A period devoted to comments by the general public about matters relevant to the Regional Flood Control District Citizens Advisory Committee jurisdiction will be held. No vote may be taken on a matter not listed on the posted agenda. Comments will be limited to three minutes.

To hear, observe and participate in the meeting a member of the public shall use the remote technology system by following the GoTo Meeting instructions listed above to present their comments to the Citizens Advisory Committee. Clearly state your name and address and **spell** your last name for the record. If any member of the Citizens Advisory Committee wishes to extend the length of a presentation, this will be done by the Chair.

All comments by speakers and email should be relevant to the Regional Flood Control District's Citizens Advisory Committee action and jurisdiction.