

**Clark County  
Regional Flood Control District**

**Citizens Advisory Committee**

**August 31, 2020**



# Item # 4

- Action to accept the financial reports (*For possible action*)



# Sales Tax Revenue Report Fiscal Year 2019-2020

MONTH SALES TAX RECEIVED	MONTH SALES TAX COLLECTED BY MERCHANT	1/4 CENT SALES TAX ESTIMATE (as approved April 11, 2019)	REVISED ESTIMATE	ACTUAL SALES TAX REVENUES	DIFFERENCE OVER/(UNDER) BUDGET	PERCENT +/- FROM BUDGET	REVENUE YTD FY 2019-20	DIFFERENCE OVER/(UNDER)	PERCENT +/- FROM
			SALES TAX REVENUES					ESTIMATE	ESTIMATE
SEPTEMBER	JULY	\$ 9,165,429.12	\$ 9,217,019.59	\$ 9,217,019.59	\$ 51,590.47	0.56%	\$ 9,217,019.59	\$ -	0.00%
OCTOBER	AUGUST	9,147,312.43	9,567,227.26	9,567,227.26	419,914.83	4.59%	18,784,246.85	-	0.00%
NOVEMBER	SEPTEMBER	9,351,437.62	9,492,015.38	9,492,015.38	140,577.76	1.50%	28,276,262.23	-	0.00%
DECEMBER	OCTOBER	8,978,773.95	9,653,328.50	9,653,328.50	674,554.55	7.51%	37,929,590.73	-	0.00%
JANUARY	NOVEMBER	9,720,995.41	9,769,399.95	9,769,399.95	48,404.54	0.50%	47,698,990.68	-	0.00%
FEBRUARY	DECEMBER	10,828,867.68	11,526,859.75	11,526,859.75	1,237,892.13	12.03%	59,225,850.43	-	0.00%
				9,225,738.25				579,913.04	6.71%
				8,393,002.84				417,180.93	5.23%
				7,673,533.49				2,636,663.23	52.35%
		9,108,670.68	5,138,936.04	6,024,018.14	(3,084,652.64)	-33.87%	55,042,143.15	885,082.10	17.22%
JULY	MAY	9,408,410.30	7,342,634.96	7,144,961.90	(2,263,448.40)	-24.06%	97,687,105.05	(197,673.06)	-2.69%
		9,697,693.41	7,945,561.19	8,569,330.45	(1,128,362.96)	-11.64%	106,256,435.50	623,769.26	7.85%
				106,256,435.50					

May Sales Tax per Approved FY 20 Budget

Revised Sales Tax Estimate After COVID-19 (22.0% Reduction)

Actual Sales Tax Received  
24.1% below original budget  
2.7% below revised estimate

June Sales Tax per Approved FY 20 Budget

Revised Sales Tax Estimate After COVID-19 (18.1% Reduction)

Actual Sales Tax Received  
11.6% below original budget  
7.9% above revised estimate

# Item # 13

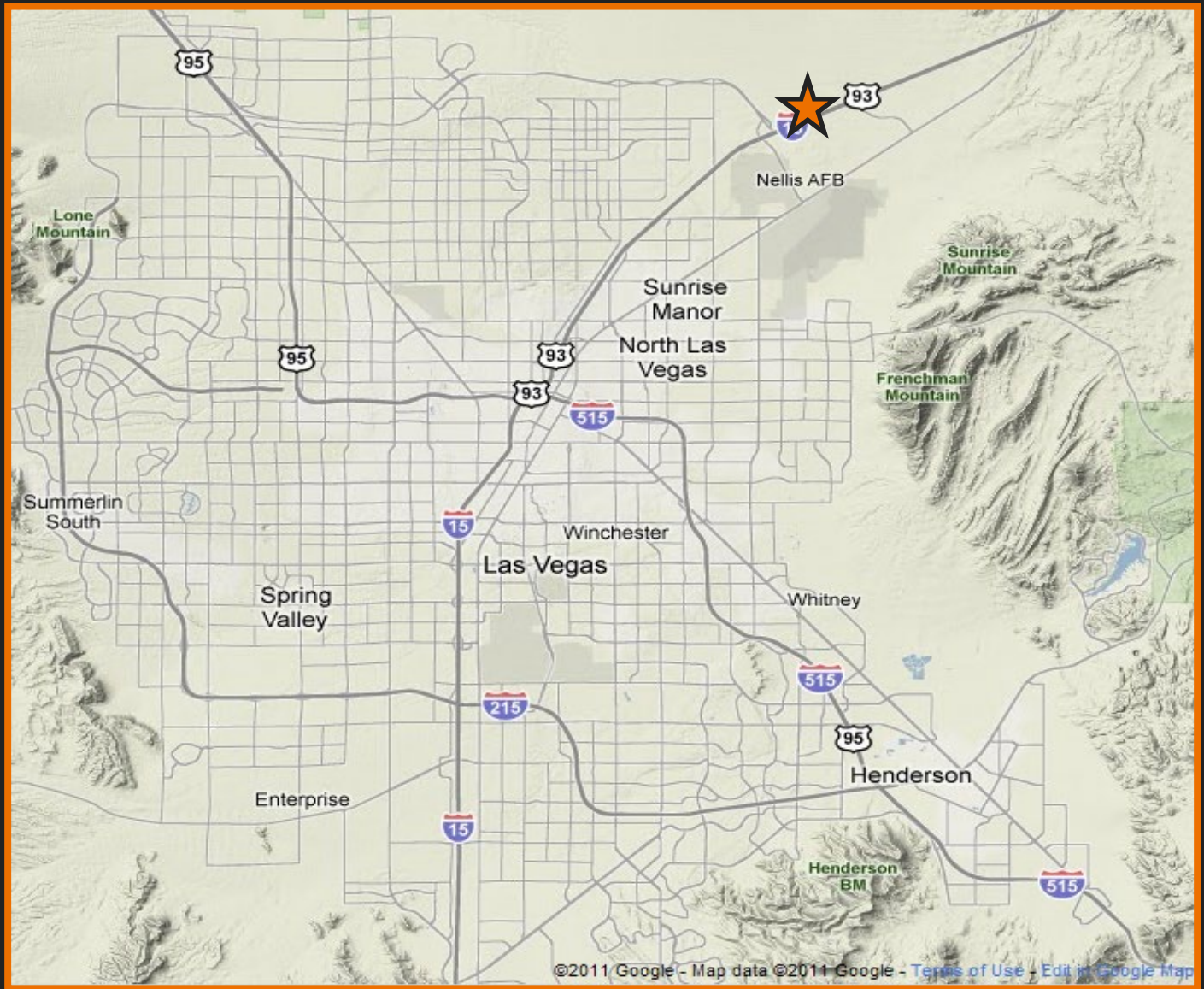
- Hollywood System, Centennial Parkway to Speedway #2  
DB – City of North Las Vegas (***For possible action***)
  - a) Action to accept the project presentation
  - b) Action to approve the interlocal contract for construction



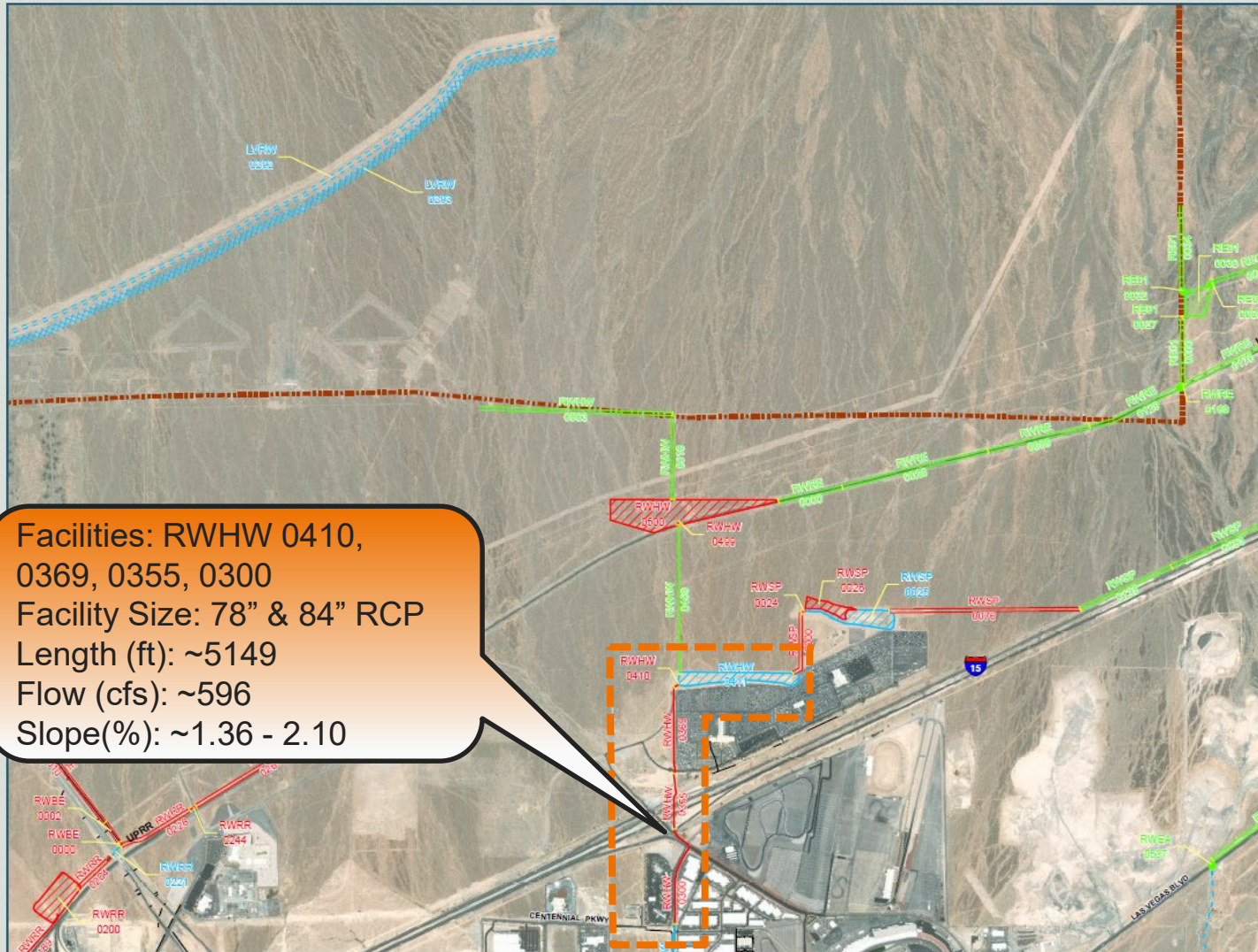


Hollywood System,  
Centennial to  
Speedway #2 DB





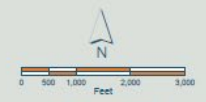
# Project Location



2018  
 LAS VEGAS VALLEY  
 FLOOD CONTROL  
 MASTER PLAN UPDATE

FIGURE F-14  
 FLOOD CONTROL FACILITIES

- LEGEND**
- Ultimate Development Boundary
  - Existing Facilities
  - Category A Proposed Facilities
  - Category B Proposed Facilities
  - Local Existing Facilities
  - Detention Basin
  - Culvert or Bridge Crossing
  - Stormdrain
  - Lined Channel
  - U Unlined Channel
  - Levee/Dike
  - Natural Wash/Floodway
  - ID-Mile Separator
- Remove & Replace/Parallel Facilities**
- | Category A | Category B |
|------------|------------|
| Channel    | Channel    |
| Stormdrain | Stormdrain |
| ● Crossing | ● Crossing |



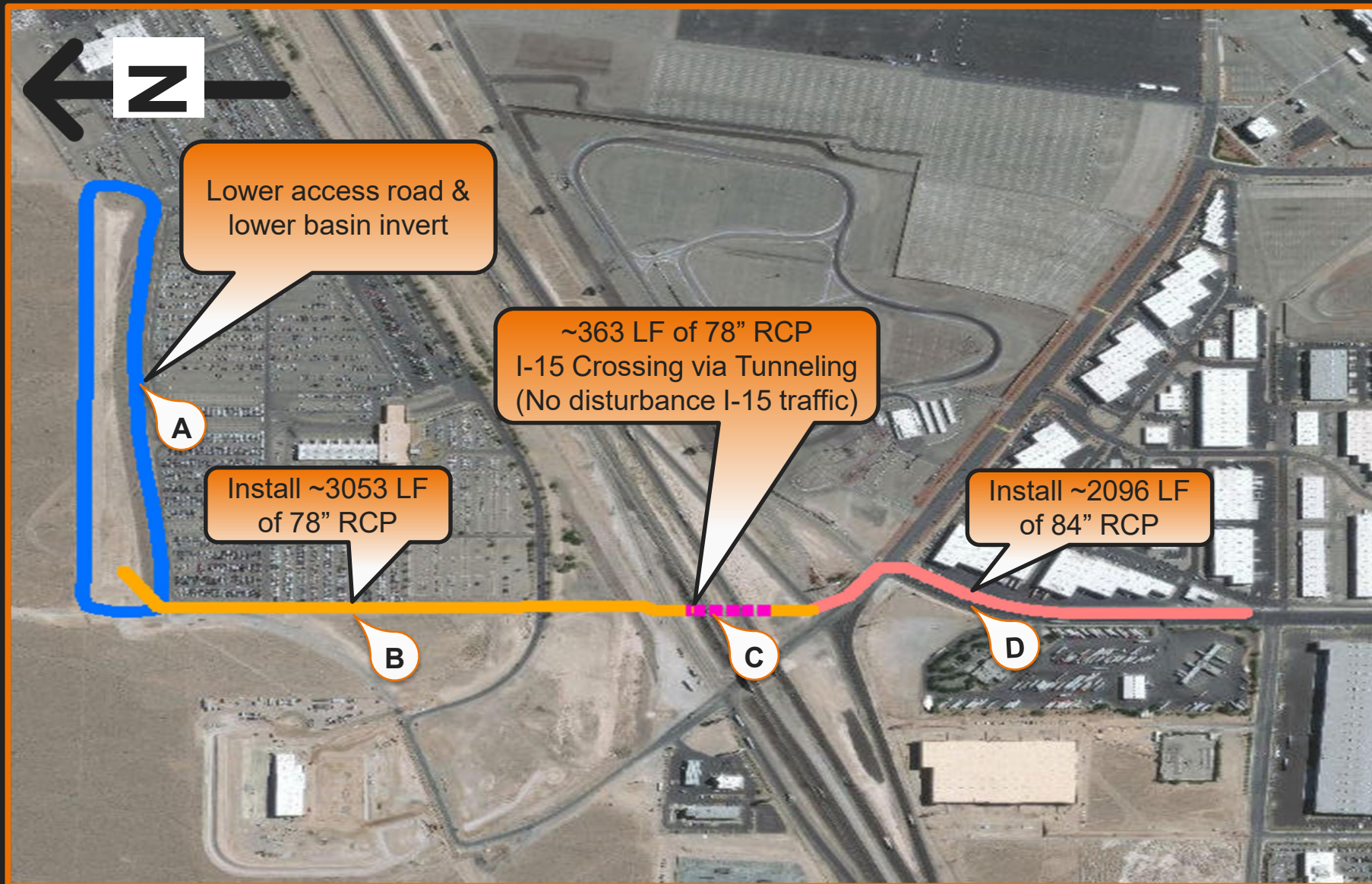
Aerial Source: Esri World Imagery 2017



ATKINS



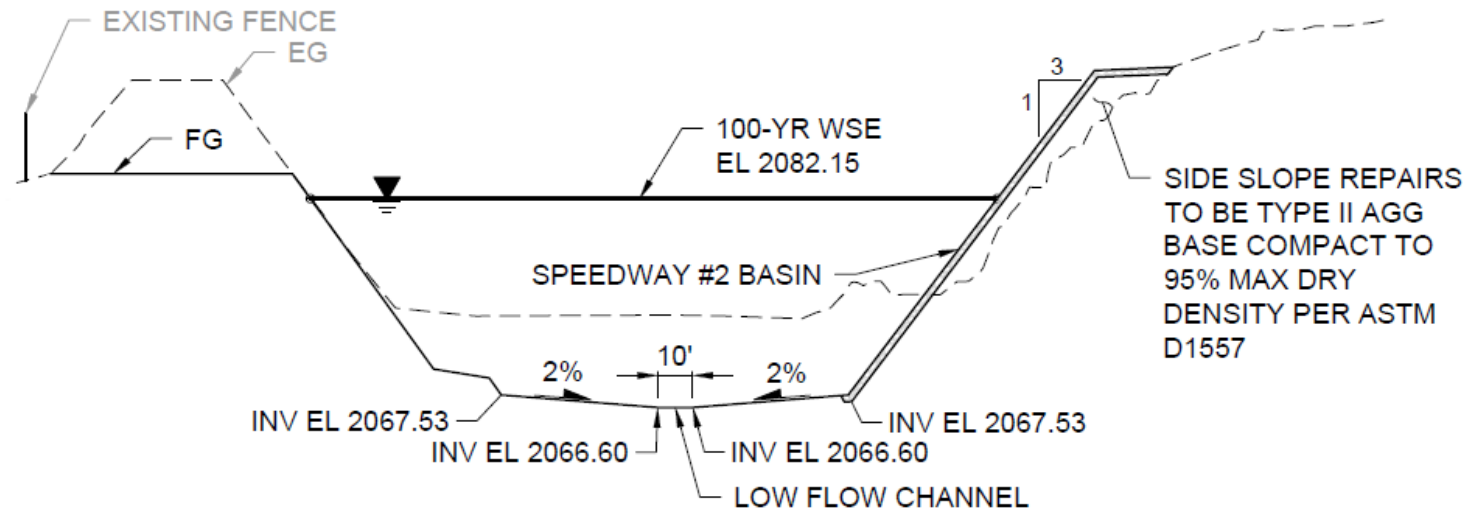
# Project Description



# Project Description



(looking west)

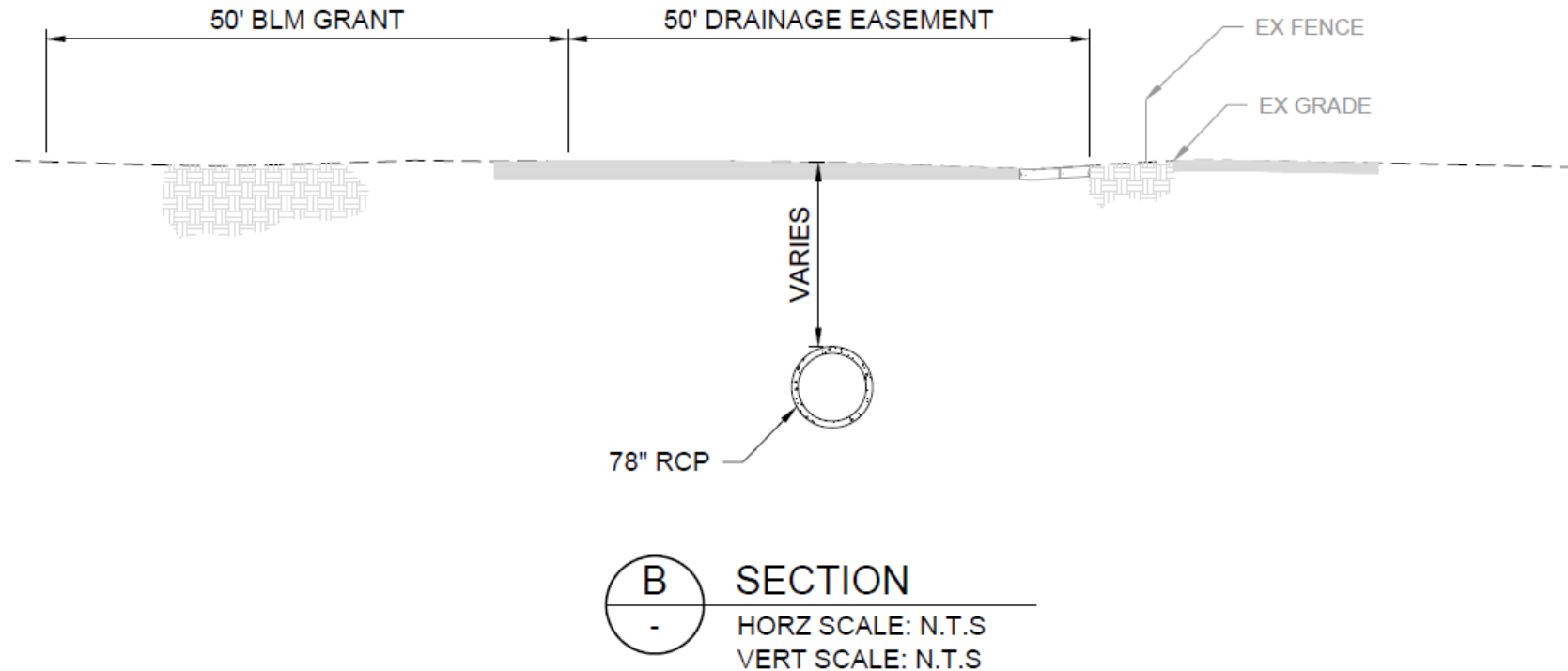


**A** SECTION  
-  
HORZ SCALE: N.T.S  
VERT SCALE: N.T.S

Representative of the removal of southern embankment and lowering of basin invert

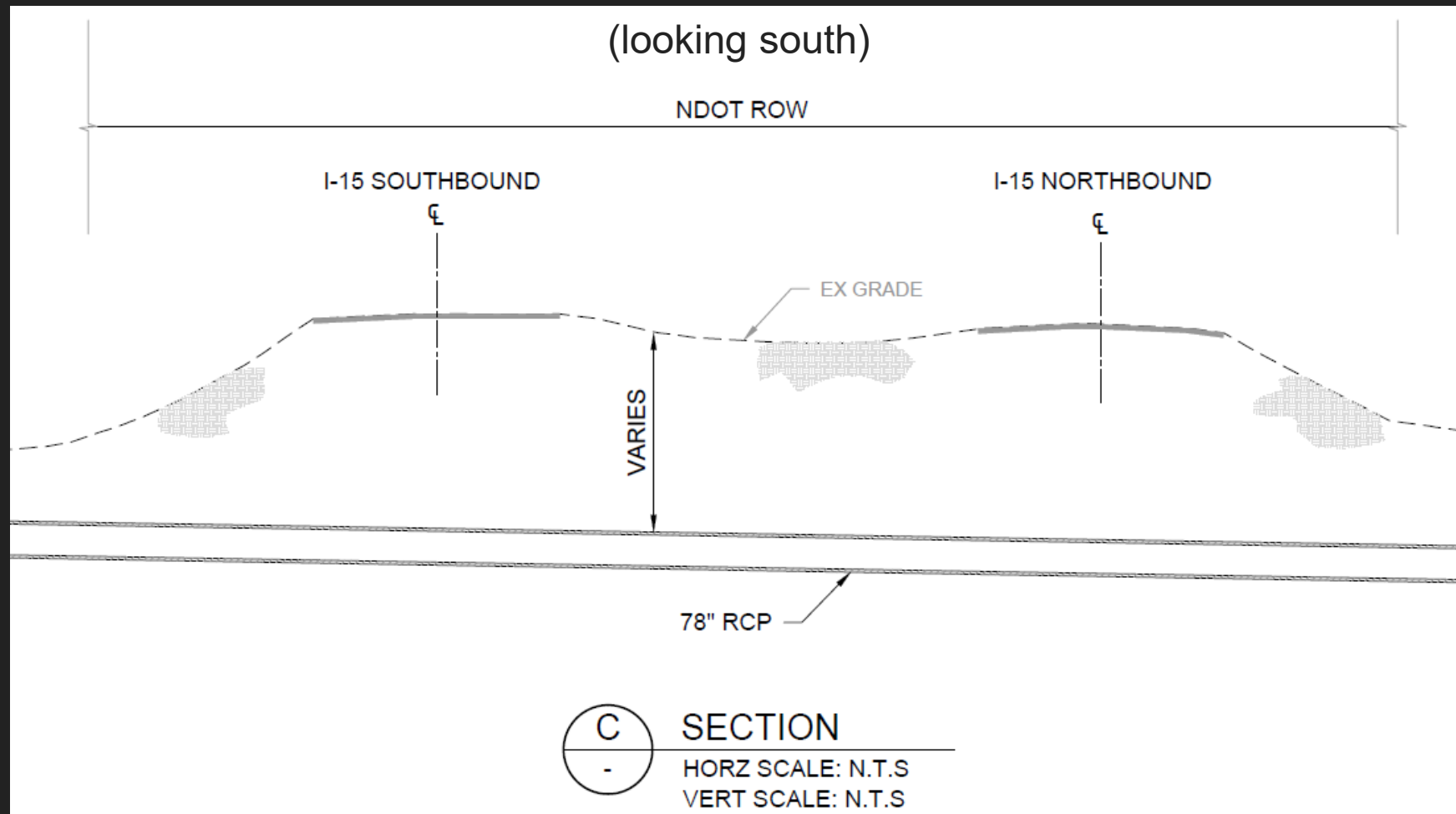
Typical Cross Section: A

(looking north)



Representative of portions of the alignment between Speedway #2 Detention Basin and I-15 Crossing, within the 50-foot drainage easement

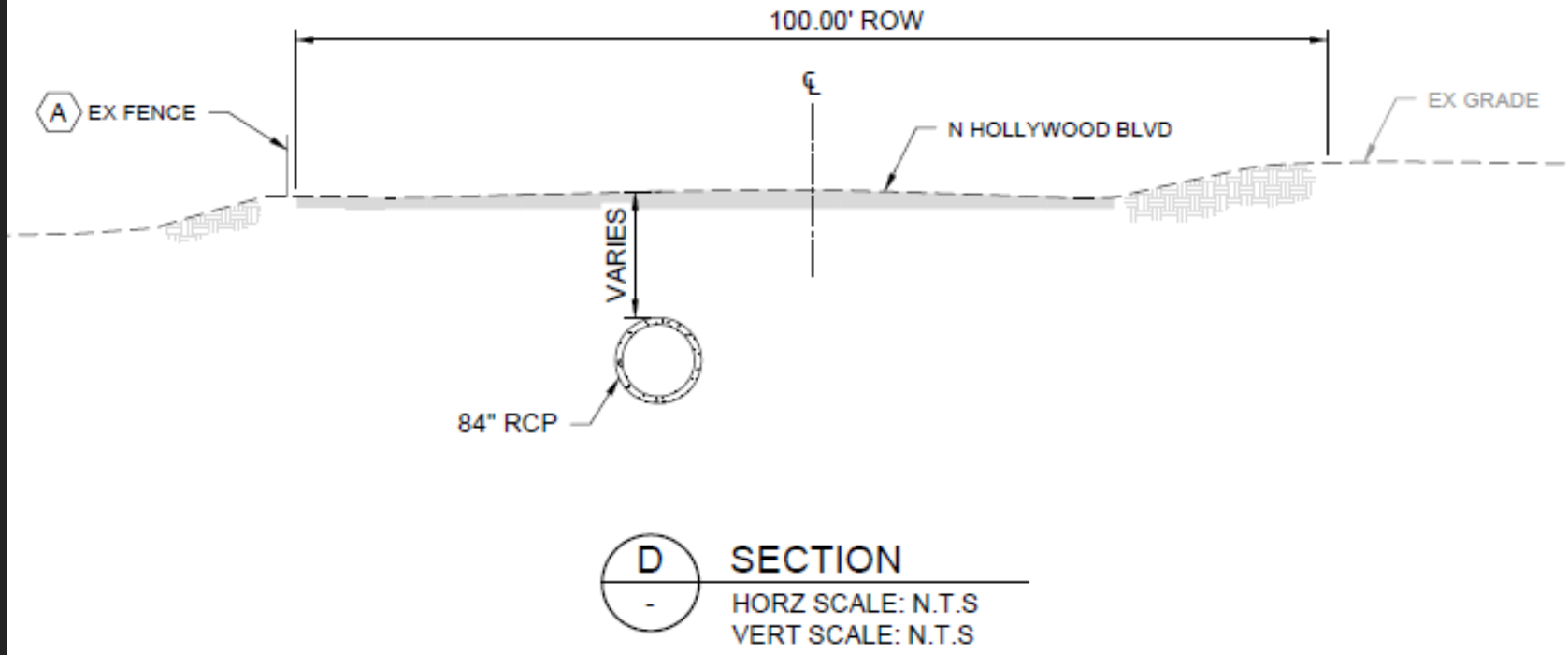
Typical Cross Section: B



Representative of the Interstate-15 Crossing

Typical Cross Section: C

(looking south)



Representative of the Hollywood Blvd. portion of the alignment, south of Speedway Blvd.

Typical Cross Section: D

# Project Cost

	<b>Cost</b>
Design	\$1,069,725
Right-of-Way	\$507,125
Environmental Mitigation	\$10,000
Construction	\$9,500,000
Construction Management	\$665,000
Entity Construction Management Labor Costs	\$190,000
<b>TOTAL</b>	<b>\$11,941,850</b>

## Right-of-Way / Permitting

- ✓ Clark County Encroachment Permit has been obtained
- ✓ NDOT Permit has been obtained
- ✓ Environmental documentation has been completed
- ✓ No additional ROW required

# Construction Schedule

	<b>Schedule</b>
Bid Award Date	January 2021
Notice-to-Proceed Date	February 2021
Construction Start Date	February 2021
Construction Duration	12 months



Questions?

