

# REGIONAL FLOOD CONTROL DISTRICT



## NOTICE OF PUBLIC MEETING

### CLARK COUNTY REGIONAL FLOOD CONTROL DISTRICT CITIZENS ADVISORY COMMITTEE

NOVEMBER 29, 2021  
3:00 P.M.

**Pursuant to NRS 241.023, the Clark County Regional Flood Control District will hold a public meeting by means of a remote technology system for the Citizens Advisory Committee meeting to be held on November 29, 2021 at 3:00 p.m.**

**The Clark County Regional Flood Control District will not provide a physical location for the public to attend the meeting of the Citizens Advisory Committee on November 29, 2021.**

To hear, observe and participate in the meeting a member of the public shall use the remote technology system by following the GoTo Meeting instructions below:

- **Citizens Advisory Committee Meeting (Virtual)**  
Mon, Nov 29, 2021 3:00 PM - 4:30 PM (PST)

**Please join my meeting from your computer, tablet or smartphone.**  
<https://global.gotomeeting.com/join/804449325>

**You can also dial in using your phone.**  
United States: [+1 \(646\) 749-3122](tel:+16467493122)

**Access Code:** 804-449-325

New to GoToMeeting? Get the app now and be ready when your first meeting starts: <https://global.gotomeeting.com/install/804449325>

Additionally, the Regional Flood Control District encourages citizen participation at its public meetings and will be accepting public comments by accessing the GoTo Meeting information listed above.

This agenda, including the supporting materials, is also available at the Regional Flood Control District's website, <https://www.regionalflood.org>; or by contacting Deanna Hughes through mail at 600 South Grand Central Parkway, Suite 300 Las Vegas, Nevada 89106, by calling (702) 685-0041, or by email at [DHughes@regionalflood.org](mailto:DHughes@regionalflood.org).

Pursuant to NRS 241.020(4), this meeting agenda has been properly noticed and posted at the following locations:

The Notice has been posted on the State of Nevada Public Notice Website at <a href="https://notice.nv.gov/">https://notice.nv.gov/</a>	The Notice, Agenda, and Agenda Full-Backup have been posted on the Clark County Regional Flood Control District's Website at <a href="http://www.regionalflood.org">www.regionalflood.org</a>
Clark County Regional Flood Control District 600 South Grand Central Parkway Las Vegas, Nevada 89106	

By: Richard Lucadamo

1. **Comments By the General Public**

This is a period devoted to comments by the general public about items on **this** agenda. If you wish to speak to the Regional Flood Control District Citizens Advisory Committee about items within its jurisdiction but not appearing on this agenda, you must wait until the “Comments By the General Public” period listed at the end of this agenda. Comments will be limited to three minutes. To hear, observe and participate in the meeting a member of the public shall use the remote technology system by following the GoTo Meeting instructions listed above to present their comments to the Citizens Advisory Committee. Clearly state your name and address and **spell** your last name for the record. If any member of the Citizens Advisory Committee wishes to extend the length of a presentation, this will be done by the Chair.

# REGIONAL FLOOD CONTROL DISTRICT



**AGENDA  
CLARK COUNTY REGIONAL FLOOD CONTROL DISTRICT  
CITIZENS ADVISORY COMMITTEE  
NOVEMBER 29, 2021  
3:00 P.M.**

- Items on the agenda may be taken out of order.
- The Regional Flood Control District Citizens Advisory Committee may combine two or more agenda items for consideration.
- The Regional Flood Control District Citizens Advisory Committee may remove an item from the agenda or delay discussion relating to an item on the agenda at any time.
- **Citizens Advisory Committee Meeting (Virtual)**  
Mon, Nov 29, 2021 3:00 PM - 4:30 PM (PST)

**Please join my meeting from your computer, tablet or smartphone.**

<https://global.gotomeeting.com/join/804449325>

**You can also dial in using your phone.**

United States: [+1 \(646\) 749-3122](tel:+16467493122)

**Access Code:** 804-449-325

New to GoToMeeting? Get the app now and be ready when your first meeting starts: <https://global.gotomeeting.com/install/804449325>

## **I. Call to Order**

### **1. Comments By the General Public**

This is a period devoted to comments by the general public about items on **this** agenda. If you wish to speak to the Regional Flood Control District Citizens Advisory Committee about items within its jurisdiction but not appearing on this agenda, you must wait until the “Comments By the General Public” period listed at the end of this agenda. Comments will be limited to three minutes. To hear, observe and participate in the meeting a member of the public shall use the remote technology system by following the GoTo Meeting instructions listed above to present their comments to the Citizens Advisory Committee. Clearly state your

name and address and **spell** your last name for the record. If any member of the Citizens Advisory Committee wishes to extend the length of a presentation, this will be done by the Chair.

2. Action to approve the agenda with deletion of any items (*For possible action*)
3. Action to approve the minutes of the November 1, 2021 meeting (*For possible action*)

## II. Administration

4. Action to accept the financial reports (*For possible action*)
5. Action to adopt amendments to the Ten-Year Construction Program (*For possible action*)
6. Receive the Maintenance Work Program First Quarter Fiscal Year 2021-22 status reports as submitted by the entities

## III. Design and Construction

7. Action to approve the first supplemental interlocal contract for design to increase funding for Anthem Parkway Channel – Horizon Ridge to Siena Heights – City of Henderson (*For possible action*)
8. **Comments By the General Public**  
A period devoted to comments by the general public about matters relevant to the Regional Flood Control District Citizens Advisory Committee jurisdiction will be held. No vote may be taken on a matter not listed on the posted agenda. Comments will be limited to three minutes.

To hear, observe and participate in the meeting a member of the public shall use the remote technology system by following the GoTo Meeting instructions listed above to present their comments to the Citizens Advisory Committee. Clearly state your name and address and **spell** your last name for the record. If any member of the Citizens Advisory Committee wishes to extend the length of a presentation, this will be done by the Chair.

All comments by speakers and email should be relevant to the Regional Flood Control District's Citizens Advisory Committee action and jurisdiction.

**NOTE:** *The next scheduled Citizens Advisory Committee meeting is on Monday, January 03, 2022 at 3:00 p.m.*

**MINUTES**  
**CLARK COUNTY REGIONAL FLOOD CONTROL DISTRICT**  
**CITIZENS ADVISORY COMMITTEE**  
**NOVEMBER 01, 2021**  
**3:00 P.M.**

---

*These minutes are prepared in compliance with NRS 241.035. Text is in summarized rather than verbatim format. For complete contents, please refer to meeting recordings on file at the Regional Flood Control District (RFCD) offices.*

**MEETING NOTICES** Public Notices of this meeting were properly posted by Richard Lucadamo of the Regional Flood Control District in the following locations: Clark County Regional Flood Control District Building, the Clark County Regional Flood Control District Website ([www.regionalflood.org](http://www.regionalflood.org)), and the State of Nevada Public Notice Website (<https://notice.nv.gov/>).

**CALL TO ORDER:** Mr. Bill Starmer, Vice-Chair, Clark County, called the meeting to order at 3:02 p.m. through the remote technology system that could be accessed via <https://global.gotomeeting.com/join/609345453> (Access Code 609-345-453) and/or +1 (872) 240-3212. The following members were present:

**MEMBERS PRESENT:** Ron Newell, Chair, Clark County  
Bill Starmer, Vice-Chair, City of Las Vegas  
Norman Ashford, City of Mesquite  
Karina Barragan, City of North Las Vegas  
James Houts, City of Boulder City  
Jim Jordano, City of Henderson  
Brian Wilson, City of Las Vegas  
Bertha Gutierrez, Clark County  
Larry Karr, City of Boulder City

**MEMBERS ABSENT:** Harshal Desai, City of Henderson

**INTERESTED PARTIES:** Lant Leavitt, P.E., Project Manager, Westwood  
Bryan Osborne, Clark County Public Works

**STAFF:** Steven C. Parrish, General Manager/Chief Engineer  
Andrew Trelease, Assistant General Manager  
Christopher Figgins, RFCD Attorney  
Todd Myers, Engineer Director  
Jeanine Pitts-Dilworth, Adm Services Director  
John Tennert, Environmental Mitigation Manager  
Abigail Mayrena, Principal Civil Engineer  
Brian Rowley, Principal Civil Engineer  
Michael Todd, Systems Administrator

Tammy McMahan, Office Services Manager  
Richard Lucadamo, Senior Office Specialist

**I. Call to Order**

**Mr. Bill Starmer, Vice-Chair, Clark County, called the Citizens Advisory Committee meeting to order at 3:02 p.m. through the remote technology system that could be accessed via <https://global.gotomeeting.com/join/609345453> (Access Code 609-345-453) and/or +1 (872) 240-3212.**

**\*\*\*Mr. Ron Newell joined the meeting through the remote technology system at 3:03 p.m.**

**1. Comments By the General Public**

There was no response to the call for Comments By the General Public.

**2. Action to approve the agenda with deletion of any items (*For possible action*)**

Mr. Parrish informed the Citizens Advisory Committee that corrections were needed regarding Item #8. He noted that the wording "For Possible Action" should have been listed on the Agenda for Item #8. Mr. Parrish stated that this matter would be corrected before the item was submitted to the Board of Directors. He further stated that there was a minor typographical error in the background for Item #8. Referring to the mention of Section VI.E.4.(b)(c), Mr. Parrish said that the term "local drainage projects" should be used instead of "laterals on CIP projects", which was listed.

Staff recommends approval of the agenda.

**Mr. Starmer moved to follow staff recommendation.**

**9 AYES – 0 NAYS  
Motion Carried**

**a. Annual Elections (*For possible action*)**

Mr. Parrish informed the Committee that this item concerned the annual election of the Citizens Advisory Committee (CAC) Chair and Vice-Chair. He noted that Mr. Newell and Mr. Starmer were willing to continue to serve, respectively, as Chair and Vice-Chair. He asked the Committee members to either nominate Mr. Newell or Mr. Starmer or name other nominees. Mr. Parrish also noted that a CAC representative for the District's Technical Advisory Committee (TAC) was needed

due to a vacancy. He mentioned that the CAC representative would attend the meetings and observe. He inquired as to whether any CAC member would be interested in serving in this capacity. Mr. Jim Jordano indicated that he would be willing to serve. Mr. Parrish noted any nomination should include the CAC representative for the TAC.

**Mr. Ashford nominated Mr. Ron Newell to serve as Chair and Mr. Bill Starmer to serve as Vice-Chair for the Citizens Advisory Committee. Mr. Norman Ashford also nominated Mr. Jim Jordano as the Citizens Advisory Committee representative for the Technical Advisory Committee.**

**9 AYES – 0 NAYS  
Motion Carried**

3. Action to approve the minutes of the October 4, 2021 meeting (*For possible action*)  
  
Staff recommends approval of the minutes.

**Mr. Newell moved to follow staff recommendation.**

**9 AYES – 0 NAYS  
Motion Carried**

## **II. Administration**

4. Action to accept the financial reports (*For possible action*)

Mr. Parrish reported that sales tax receipts for August 2021 totaled \$11,176,839.51. This amount was more than \$2.1 million above the estimated figure and 23.3% higher than the estimated amount for the month. Mr. Parrish noted that the surplus revenue would likely be put toward construction projects. He went on to report that sales tax receipts had been robust and set records for the past number of months.

Staff recommends acceptance of the financial reports.

**Ms. Gutierrez moved to follow staff recommendation.**

**9 AYES – 0 NAYS  
Motion Carried**



5. Action to adopt amendments to the Ten-Year Construction Program (*For possible action*)

Mr. Parrish explained that the items concern amendments to the Ten-Year Construction Program for fiscal impacts that appear later in the agenda.

Staff recommends approval.

**Mr. Newell moved to follow staff recommendation.**

**9 AYES – 0 NAYS  
Motion Carried**

6. Action to accept the final accounting reports and closeout the Fiscal Year 2020-21 Maintenance Work Program interlocal contract with each entity (*For possible action*)

Mr. Parrish said the District had received completed final accounting reports and closeouts from the six member entities. He noted that approximately 92 percent of the funds that were budgeted had been spent. Mr. Parrish related the District's thanks to the entities for their efforts to keep flood control facilities maintained.

Staff recommends approval.

**Mr. Ashford moved to follow staff recommendation.**

**9 AYES – 0 NAYS  
Motion Carried**

7. Action to accept the final accounting report and closeout the interlocal contract for the following project (*For possible action*):

- Flamingo-Boulder Highway North-Boulder Hwy, Sahara to Charleston (design) – LAS29B15

Mr. Parrish reported that this project has completed construction and the City of Las Vegas is closing out the interlocal contract. The closeout will return \$174,546.06.

Staff recommends approval.

**Mr. Starmer moved to follow staff recommendation.**

**9 AYES – 0 NAYS**  
**Motion Carried**

8. Action to adopt amendments to the Regional Flood Control District's Policies and Procedures Manual – 2021 Annual Review/Update (*For possible action*)

Mr. Parrish stated that he would briefly touch upon the proposed amendments. He followed the listing of the modifications as presented in the item's background. Regarding SECTION II – PROJECT DEVELOPMENT, Section II.A.2.c-Master Plan Update, Changes and Amendments, Mr. Parrish set forth that the proposed changes concern the removal of redundant language regarding the Regional Policy Plan. In Section II.C.5.b-Implementation of the Master Plan, the matter involves a clarification that laterals, which are one-quarter mile in length from a regional flood control facility, are eligible to be considered as part of the Capital Improvement Program (CIP). Regarding Section II.C.5.h.5-Implementation of the Master Plan, the proposed change concerns the omission of the cash flow projection for each agenda item submitted for construction funding. Mr. Parrish shared that the District had deemed the inclusion of the cash flow projection as unnecessary. He went on to talk about SECTION III –PROJECT REQUIREMENTS. He addressed Section III.A.2i.1-Right-of-Way, stating that this involves a clarification regarding the handling of residual property. Residual property is a parcel that was purchased with District funding but is not part of the flood control facility. The District revised the language to indicate that this matter would be handled in compliance with state and local laws. Mr. Parrish continued with SECTION IV-PROJECT ADMINISTRATION. Regarding Section IV.B.8-Construction Contract Advertising, Bid and Award, he stated that the amendment was a conformity change to omit verbiage regarding the submission of a cash flow projection and construction schedule for a project. Next, Mr. Parrish discussed SECTION VI-INTERLOCAL CONTRACTS. He noted that Section VI.C.4.b also involved a conformity change to omit verbiage regarding the submission of a cash flow projection and construction schedule for the project. Section VI.C.4.k.-Standard Interlocal Contract Requirements concerned modifications involving the removal of language setting forth that hard copy documents would be retained for three years and the inclusion of city or county retention policy procedures. He pointed out that District's language had differed from local city and county retention policy procedures. Regarding Section VI.E.4.(b)(c), Mr. Parrish informed the Committee that this matter was similar to the one-quarter mile rule regarding the CIP. This particular section clarifies that the one-quarter mile rule applies in length from the

capital improvement facility and such a facility would be funded 100 percent by the Clark County Regional Flood Control District. Lastly, he noted that the proposed revisions regarding Exhibit A through Exhibit J concern conformity changes to the templates for each of the contracts featured in the District's Policies and Procedures manual.

Staff recommends adoption of the amendments.

**Mr. Jordano moved to follow staff recommendation.**

**9 AYES – 0 NAYS  
Motion Carried**

### **III. Design and Construction**

9. Action to approve a request to reallocate funding within the interlocal contract for construction for Hollywood System, Phase II, Nellis Air Force Base Reach – City of North Las Vegas (*For possible action*)

Mr. Parrish explained this item concerns a request to reallocate funding within the interlocal contract and the matter had no fiscal impact.

Staff recommends approval.

**Mr. Newell moved to follow staff recommendation.**

**9 AYES – 0 NAYS  
Motion Carried**

10. Action to approve the second supplemental interlocal contract for design to reallocate funding to include a line item for entity design labor for Duck Creek/Blue Diamond Bermuda Road to Las Vegas Boulevard – Clark County (*For possible action*)

Mr. Parrish noted that the item concerns a second supplemental to the design interlocal contract to reallocate funding to include a line item for entity design labor.

Staff recommends approval.

**Mr. Starmer moved to follow staff recommendation.**

**9 AYES – 0 NAYS  
Motion Carried**

11. Action to approve the supplemental interlocal contracts for design and construction to extend the project completion date for the following projects (*For possible action*):
  - a. Seventeenth Supplemental: Pittman North Detention Basin and Outfall – City of Henderson
  - b. Second Supplemental: Local Drainage Improvements for Chickasaw Storm Drain – City of Henderson
  - c. Third Supplemental: Flamingo – Boulder Highway North – Boulder Hwy, Sahara to Charleston – City of Las Vegas

Mr. Parrish informed the Committee that all of the items concerned extensions of time

Staff recommends approval of Items #11a, #11b, and #11c

**Mr. Ashford moved to follow staff recommendation.**

**9 AYES – 0 NAYS  
Motion Carried**

12. Blue Diamond Wash, Arville Street to I-15 – Clark County (*For possible action*)
  - a. Action to accept the project presentation

Mr. Lant Leavitt, with Westwood, provided a presentation

Mr. Karr inquired as to why the estimated construction management figure was \$600,000. Mr. Leavitt responded that the number put forth by Clark County would entail such matters as monitoring, testing, and inspecting. He characterized these actions as a means of ensuring that a project is being properly constructed. In Mr. Karr's opinion, the amount seemed expensive. Mr. Parrish noted that an entity would, generally speaking, estimate the construction management amount at 10 percent of the costs. Mr. Karr interpreted construction management as only needed

if something was going wrong on the project. Mr. Figgins shared that construction management is usually carried out on an hourly basis and funds that go toward this line item are provided for the actual work that was done.

Staff recommends approval of Item #12a.

**Mr. Newell moved to follow staff recommendation.**

**9 AYES – 0 NAYS**  
**Motion Carried**

b. Action to approve the interlocal contract for construction

Mr. Parrish explained that this item concerns an interlocal contract with a total value of \$6,650,000. He noted that there are sufficient funds for the project.

Staff recommends approval of Item #12b.

**Mr. Newell moved to follow staff recommendation.**

**9 AYES – 0 NAYS**  
**Motion Carried**

13. Action to approve the supplemental interlocal contracts for design and construction to increase funding for the following projects (*For possible action*):
- a. First Supplemental: Blue Diamond Channel 02, Decatur – Le Baron to Richmar – Phase 1 – Clark County
  - b. Seventh Supplemental: Fairgrounds Detention Basin and Outfall – Clark County

Mr. Parrish stated that the project referenced in Item #13a has a fiscal impact of \$86,153.00. He related that Clark County is now requesting additional funds for construction due to higher-than-expected bids. Mr. Parrish continued, noting that Item #13b has a fiscal impact of \$160,000 and the additional funds are for design and entity design labor.

Staff recommends approval for #13a and #13b.

**Mr. Starmer moved to follow staff recommendation.**

**8 AYES – 0 NAYS  
1 Abstention – Mr. Jordano  
Motion Carried**

**14. Comments By the General Public**

Mr. Parrish noted that since the number of positive COVID-19 cases were dropping, the District may reinstitute in-person meetings in the near future. The District will inform the Citizens Advisory Committee in a timely fashion if this change materializes.

**ADJOURNMENT**

The meeting adjourned at 3:38 p.m.

Respectfully submitted,



Steven C. Parrish, P.E.  
General Manager/Chief Engineer

\_\_\_\_\_  
Ronald Newell,  
Chair

Attest \_\_\_\_\_, 2021

\_\_\_\_\_  
Deanna Hughes  
Board Secretary

/rl

CLARK COUNTY  
REGIONAL FLOOD CONTROL DISTRICT  
AGENDA ITEM

<b>SUBJECT:</b>
FINANCIAL REPORTS – OCTOBER 2021
<b>PETITIONER:</b>
STEVEN C. PARRISH, P.E., GENERAL MANAGER/CHIEF ENGINEER
<b>RECOMMENDATION OF PETITIONER:</b>
ACCEPT THE REPORTS (FOR POSSIBLE ACTION)

**FISCAL IMPACT:** None

**BACKGROUND:** The financial reports for October 2021, are submitted for your review:

<u>Section</u>	<u>Description</u>	<u>Page(s)</u>
A - Fund 2860	Fund Balance Report .....	1
	Appropriation Balance Report – FY 2021-22 .....	2
	Sales Tax Revenue Reports – FY 2021-22.....	3-4
	Monthly Expenditure Summary Report .....	5
B - Fund 2870	Fund Balance Report .....	6
	Maintenance Work Program Monthly Expenditures.....	7-8
	Maintenance Work Program Status Report – FY 2022.....	9-10
C - Fund 3300	Fund Balance Report .....	11
D - Fund 4430	Fund Balance Report .....	12
	Monthly Expenditure Report.....	13

TAC AGENDA ITEM #04 DATE: 11/18/2021	RFCD AGENDA ITEM # DATE: 12/9/2021
CAC AGENDA ITEM #04 DATE: 11/29/2021	

E - Summary

Pay-As-You-Go Funded – Current Project Expense Summary .....	14-37
Bond Funded – Current Project Expense Summary .....	38-43
Capital Improvement Program – Open Projects Summary .....	44
Pay-As-You-Go Funding – Cumulative Reporting .....	45-58
Bond Funding – Cumulative Reporting.....	59-63
FY 2021-22 Projects Funded Summary .....	64-65
Estimated Funding Schedule .....	66

Respectfully submitted,

  
 Jeanine Pitts-Dilworth  
 Administrative Services Director

TAC AGENDA ITEM #04 DATE: 11/18/2021	RFCD AGENDA ITEM # DATE: 12/9/2021
CAC AGENDA ITEM #04 DATE: 11/29/2021	



REGIONAL FLOOD CONTROL DISTRICT  
 FUND 2860 - OPERATING FUND  
 FUND BALANCE REPORT  
 OCTOBER 2021

BEGINNING CASH BALANCE:		\$ 24,570,630.92	
Accruals/Adjustments		<u>-</u>	
	TOTAL BEGINNING BALANCE		\$ 24,570,630.92
REVENUES:			
Sales Tax Revenue		-	
Interest Earnings		13,191.08	
Fund 4430 - Transfer In Interest Earnings		-	
Build America Bonds Rebate		-	
Sale of Materials		-	
Miscellaneous Other Revenue		-	
Petty Cash Reimbursements		-	
Miscellaneous Accruals/Adjustments		<u>30,429.40</u>	
	TOTAL REVENUES		\$ 43,620.48
EXPENDITURES:			
Salaries & Benefits		(401,226.30)	
Services & Supplies		(114,490.35)	
Professional Services		(67,514.31)	
Capital Expenditures		(33,090.00)	
Fund 2870 - Transfer Out Maintenance Work Program		-	
Fund 3300 - Transfer Out Debt Service		(3,981,148.68)	
Fund 4430 - Transfer Out Budgeted Transfers		-	
Accruals/Adjustments		-	
Accounts Payable		-	
Miscellaneous Accruals/Adjustments		<u>(3,310.34)</u>	
	TOTAL EXPENSES		\$ <u>(4,600,779.98)</u>
ENDING CASH BALANCE:			\$ <u><u>20,013,471.42</u></u>

REGIONAL FLOOD CONTROL DISTRICT  
 FUND 2860 - OPERATING FUND  
 FUND BALANCE REPORT  
 NOVEMBER 2021

BEGINNING CASH BALANCE:	\$	24,570,630.92	
Accruals/Adjustments		<u>-</u>	
			TOTAL BEGINNING BALANCE
	\$		\$ 24,570,630.92
REVENUES:			
Sales Tax Revenue		-	
Interest Earnings		13,191.08	
Fund 4430 - Transfer In Interest Earnings		-	
Build America Bonds Rebate		-	
Sale of Materials		-	
Miscellaneous Other Revenue		-	
Petty Cash Reimbursements		-	
Miscellaneous Accruals/Adjustments		<u>30,429.40</u>	
			TOTAL REVENUES
	\$		\$ 43,620.48
EXPENDITURES:			
Salaries & Benefits		(401,226.30)	
Services & Supplies		(114,490.35)	
Professional Services		(67,514.31)	
Capital Expenditures		(33,090.00)	
Fund 2870 - Transfer Out Maintenance Work Program		-	
Fund 3300 - Transfer Out Debt Service		(3,981,148.68)	
Fund 4430 - Transfer Out Budgeted Transfers		-	
Accruals/Adjustments			
Accounts Payable		-	
Miscellaneous Accruals/Adjustments		<u>(3,310.34)</u>	
			TOTAL EXPENSES
	\$		\$ (4,600,779.98)
ENDING CASH BALANCE:	\$	<u>20,013,471.42</u>	

REGIONAL FLOOD CONTROL DISTRICT  
 FUND 2860 - OPERATING FUND  
 APPROPRIATION BALANCE REPORT  
 FISCAL YEAR 2021-22

REVENUES/FINANCING SOURCES

	BUDGET	ACTUAL	ENCUMBRANCE/ ILC	UNREALIZED	% UNREALIZED
Revenues	\$ 114,204,000.00	\$ 11,326,808.95	N/A	\$ 102,877,191.05	90%
Other Sources	1,400,000.00	194,279.65	N/A	1,205,720.35	86%
<b>TOTAL</b>	<b>\$ 115,604,000.00</b>	<b>\$ 11,521,088.60</b>	<b>N/A</b>	<b>\$ 104,082,911.40</b>	<b>90%</b>

EXPENDITURES/TRANSFERS

	BUDGET	ACTUAL	ENCUMBRANCE/ ILC	AVAILABLE	% AVAILABLE
Expenditures	\$ 10,513,416.00	\$ 1,812,600.58	\$ 2,421,588.23	\$ 6,279,227.19	60%
Transfers Out					
Debt Service	47,795,440.00	19,908,450.05	-	27,886,989.95	58%
MWP	11,000,000.00	900,000.00	-	10,100,000.00	92%
CIP (1)	60,000,000.00	5,000,000.00	-	55,000,000.00	92%
<b>TOTAL</b>	<b>\$ 129,308,856.00</b>	<b>\$ 27,621,050.63</b>	<b>\$ 2,421,588.23</b>	<b>\$ 99,266,217.14</b>	<b>77%</b>

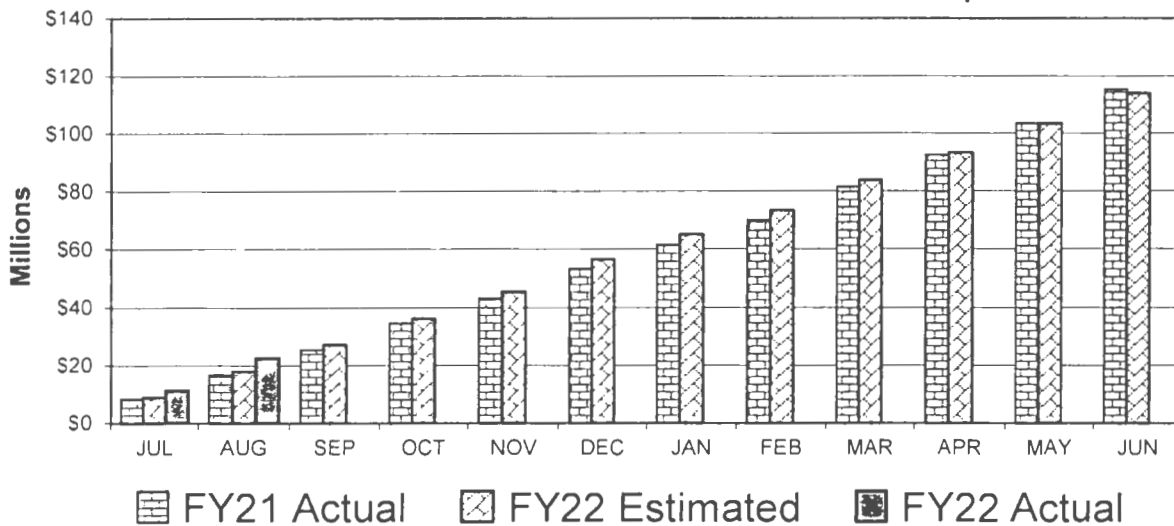
Notes:

(1) Includes Local Drainage program.

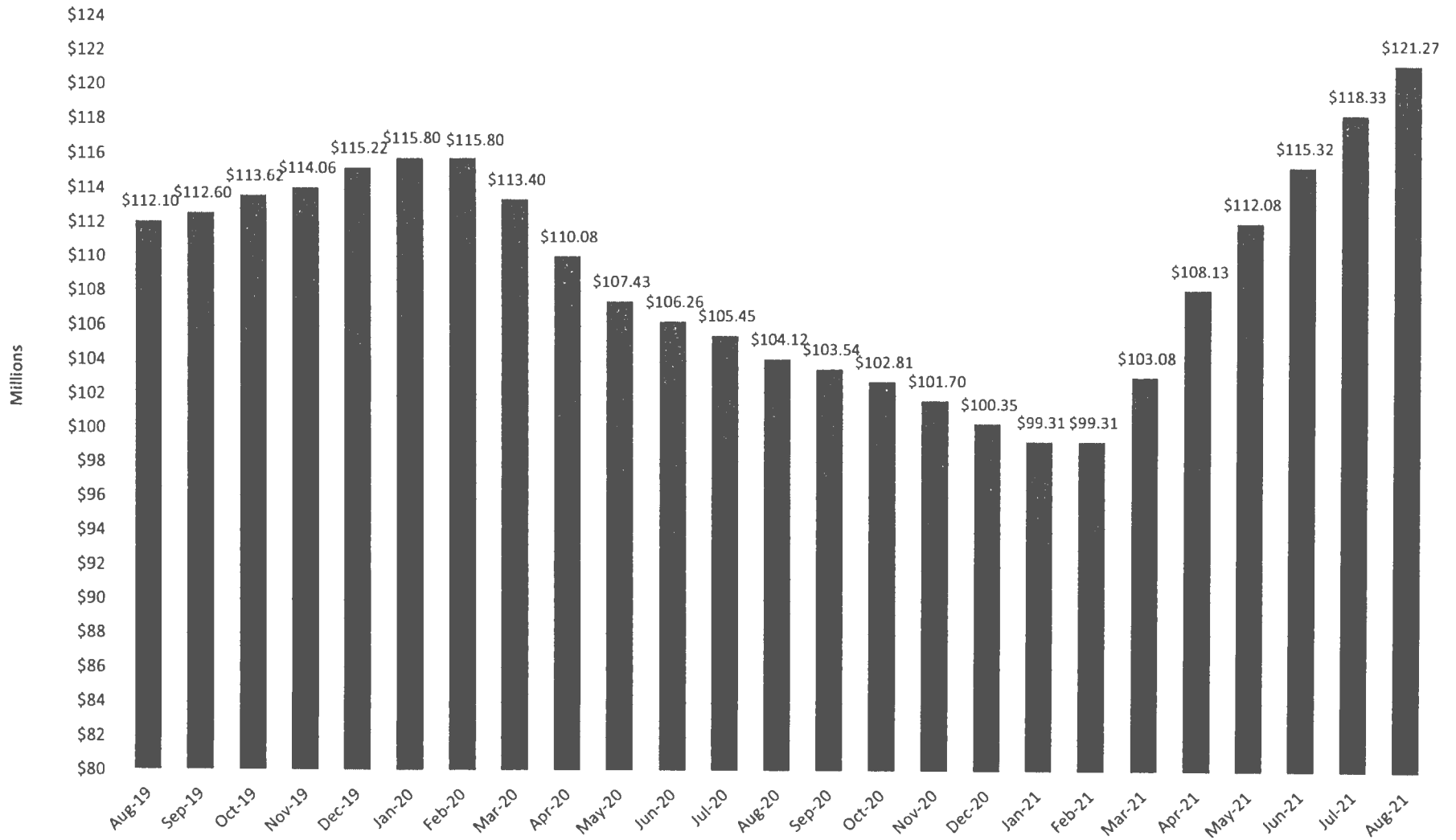
SALES TAX REVENUE REPORT  
 REGIONAL FLOOD CONTROL DISTRICT  
 FISCAL YEAR 2021-2022  
 MODIFIED ACCRUAL BASIS

MONTH SALES TAX COLLECTED BY MERCHANT	1/4 CENT SALES TAX ESTIMATE <small>(as approved April 8, 2021)</small>	ACTUAL SALES TAX REVENUES	DIFFERENCE OVER/(UNDER) ESTIMATE	PERCENT +/- FROM ESTIMATE
JULY	\$ 8,916,324.03	\$ 11,427,590.64	\$ 2,511,266.61	28.16%
AUGUST	\$ 9,062,012.81	11,176,839.51	2,114,826.70	23.34%
SEPTEMBER	\$ 9,216,909.75	-		
OCTOBER	\$ 8,991,368.25	-		
NOVEMBER	\$ 9,129,388.54	-		
DECEMBER	\$ 11,164,518.09	-		
JANUARY	\$ 8,666,059.27	-		
FEBRUARY	\$ 8,107,277.23	-		
MARCH	\$ 10,455,336.39	-		
APRIL	\$ 9,613,032.89	-		
MAY	\$ 10,156,426.81	-		
JUNE	\$ 10,421,345.94	-		
<b>TOTAL:</b>	<b>\$ 113,900,000.00</b>	<b>\$ 22,604,430.15</b>	<b>\$ 4,626,093.31</b>	<b>25.73%</b>

**Estimated vs Actual Cumulative Sales Tax Receipts**



# Rolling 12-Month Total Sales Tax Revenue August 2019 - August 2021



**Schedule of Monthly Expenditures - Summary**  
**Fund 2860 - Operating Fund**  
**10/1/2021 to 10/31/2021**

<u>Fiscal Year</u>	<u>Account #</u>	<u>Account Name</u>	<u>Amount</u>
2022	61*/62*	Salaries and Benefits	401,226.30
	630000	Other Professional Services	47,514.31
	636000	Pro Svcs-Audit	20,000.00
	640320	R & M-Equipment	4,524.00
	640340	R & M-Vehicles	2,083.77
	641000	Other Rental Expense	452.45
	644610	Information System Services	530.73
	646100	Telephone-Local	617.56
	646110	Telephone-Long Distance	32.95
	646120	Cell Phones/Beepers	221.10
	648100	Printing/Reproduction	364.94
	649500	Registration/Training	290.00
	663000	Operating Supplies	1,269.97
	663200	Food	200.10
	663400	Office Supplies	251.82
	663420	Computer Software	285.36
	663500	Wearing Apparel	36.36
	663610	Computers & Supplies	2,521.16
	670100	Electricity	887.79
	679200	Licenses & Taxes	207.00
	679220	Software Licenses	750.00
	679300	Dues	9,501.50
	679310	Subscriptions	188.79
	679830	Contributions to Agencies & Other Govt	89,273.00
	680400	Capital Outlay-Equipment-Mod Accrual	33,090.00
		<b>Fiscal Year Total</b>	<b><u>\$616,320.96</u></b>
		<b>Grand Total</b>	<b><u><u>\$616,320.96</u></u></b>

REGIONAL FLOOD CONTROL DISTRICT  
 FUND 2870 - FACILITIES MAINTENANCE FUND  
 FUND BALANCE REPORT  
 OCTOBER 2021

BEGINNING CASH BALANCE:	\$ 3,668,037.64	
Accruals/Adjustments	<u>-</u>	
TOTAL BEGINNING CASH BALANCE:		\$ 3,668,037.64
REVENUES:		
Interest Income	2,349.80	
Fund 2860 - Transfer In Maintenance Work Program	-	
Miscellaneous Other Revenue/Adjustments	<u>-</u>	
TOTAL MONTHLY REVENUES		\$ 2,349.80
EXPENDITURES:		
Services & Supplies	(323,710.72)	
Maintenance Work Program Expenditures	-	
Accruals/Adjustments		
Miscellaneous Accruals/Adjustments	-	
Contract Retention Payable	-	
Contract Retention Interest Payable	-	
Accounts Payable	<u>-</u>	
TOTAL MONTHLY EXPENSES		<u>\$ (323,710.72)</u>
ENDING CASH BALANCE:		<u><u>\$ 3,346,676.72</u></u>

**Regional Flood Control District  
 Monthly Expenditures  
 Maintenance Work Program  
 10/1/2021 to 10/31/2021**

**Fiscal Year - 2021**

<u>Vendor</u>	<u>Facility</u>	<u>Invoice No.</u>	<u>Inv. Date</u>	<u>P.O. Number</u>	<u>Date Paid</u>	<u>Amount</u>
REGIONAL FLOOD CONTROL	RF.HN65	1021061006	06/30/2021	none	10/13/2021	(\$275.06)
REGIONAL FLOOD CONTROL	RF.HN67	1021061006	06/30/2021	none	10/13/2021	\$275.06
REGIONAL FLOOD CONTROL	RF.NL05	1021060998	06/30/2021	none	10/05/2021	\$17,171.66
REGIONAL FLOOD CONTROL	RF.NL06	1021060998	06/30/2021	none	10/05/2021	(\$17,171.66)
<b>Total Expenditures</b>						<b>\$0.00</b>

**Fiscal Year - 2022**

<u>Vendor</u>	<u>Facility</u>	<u>Invoice No.</u>	<u>Inv. Date</u>	<u>P.O. Number</u>	<u>Date Paid</u>	<u>Amount</u>
CITY OF BOULDER CITY	RF.BC01	7079	10/12/2021	4500337836	10/21/2021	\$228.52
CITY OF BOULDER CITY	RF.BC01	7079	10/12/2021	4500337836	10/21/2021	\$1,539.46
CITY OF BOULDER CITY	RF.BC01	7079	10/12/2021	4500337836	10/21/2021	\$4,976.94
CITY OF BOULDER CITY	RF.BC01	7079	10/12/2021	4500337836	10/21/2021	\$1,698.34
CITY OF BOULDER CITY	RF.BC01	7079	10/12/2021	4500337836	10/21/2021	\$1,599.01
CITY OF BOULDER CITY	RF.BC01	7079	10/12/2021	4500337836	10/21/2021	\$2,832.91
CITY OF BOULDER CITY	RF.BC01	7079	10/12/2021	4500337836	10/21/2021	\$10,277.55
CITY OF BOULDER CITY	RF.BC01	7079	10/12/2021	4500337836	10/21/2021	\$3,409.48
CITY OF BOULDER CITY	RF.BC01	7079	10/12/2021	4500337836	10/21/2021	\$263.86
CITY OF BOULDER CITY	RF.BC01	7079	10/12/2021	4500337836	10/21/2021	\$18,070.53
CITY OF BOULDER CITY	RF.BC02	7079	10/12/2021	4500337836	10/21/2021	\$263.86
CITY OF BOULDER CITY	RF.BC03	7079	10/12/2021	4500337836	10/21/2021	\$832.52
CITY OF BOULDER CITY	RF.BC03	7079	10/12/2021	4500337836	10/21/2021	\$4,396.92
CITY OF BOULDER CITY	RF.BC03	7079	10/12/2021	4500337836	10/21/2021	\$1,874.35
CITY OF BOULDER CITY	RF.BC03	7079	10/12/2021	4500337836	10/21/2021	\$416.26
CITY OF BOULDER CITY	RF.BC04	7079	10/12/2021	4500337836	10/21/2021	\$1,076.38
CITY OF BOULDER CITY	RF.BC04	7079	10/12/2021	4500337836	10/21/2021	\$351.81
CITY OF HENDERSON	RF.HN65	MSC5036158	09/22/2021	4500336871	10/25/2021	\$405.25
CITY OF HENDERSON	RF.HN65	MSC5036329	10/12/2021	4500336871	10/21/2021	\$353.97
CITY OF HENDERSON	RF.HN65	MSC5036329	10/12/2021	4500336871	10/21/2021	\$206.11
CITY OF HENDERSON	RF.HN65	MSC5036329	10/12/2021	4500336871	10/21/2021	\$2,765.04
CITY OF HENDERSON	RF.HN66	MSC5036329	10/12/2021	4500336871	10/21/2021	\$500.71
CITY OF HENDERSON	RF.HN66	MSC5036329	10/12/2021	4500336871	10/21/2021	\$135.42
CITY OF HENDERSON	RF.HN66	MSC5036329	10/12/2021	4500336871	10/21/2021	\$233.01
CITY OF HENDERSON	RF.HN67	MSC5036329	10/12/2021	4500336871	10/21/2021	\$135.42
CITY OF HENDERSON	RF.HN67	MSC5036329	10/12/2021	4500336871	10/21/2021	\$88.49
CITY OF HENDERSON	RF.HN67	MSC5036329	10/12/2021	4500336871	10/21/2021	\$429.29
CITY OF HENDERSON	RF.HN67	MSC5036329	10/12/2021	4500336871	10/21/2021	\$7,612.16
CITY OF HENDERSON	RF.HN68	MSC5036329	10/12/2021	4500336871	10/21/2021	\$361.10



**Regional Flood Control District  
Monthly Expenditures  
Maintenance Work Program  
10/1/2021 to 10/31/2021**

<u>Vendor</u>	<u>Facility</u>	<u>Invoice No.</u>	<u>Inv. Date</u>	<u>P.O. Number</u>	<u>Date Paid</u>	<u>Amount</u>
CITY OF HENDERSON	RF.HN69	MSC5036329	10/12/2021	4500336871	10/21/2021	\$4,419.22
CITY OF HENDERSON	RF.HN69	MSC5036329	10/12/2021	4500336871	10/21/2021	\$11,528.81
CITY OF HENDERSON	RF.HN69	MSC5036329	10/12/2021	4500336871	10/21/2021	\$4,486.48
CITY OF HENDERSON	RF.HN69	MSC5036329	10/12/2021	4500336871	10/21/2021	\$4,691.72
CITY OF HENDERSON	RF.HN70	MSC5036158	09/22/2021	4500336871	10/25/2021	\$220.00
CITY OF HENDERSON	RF.HN70	MSC5036329	10/12/2021	4500336871	10/21/2021	\$1,510.93
CITY OF HENDERSON	RF.HN70	MSC5036329	10/12/2021	4500336871	10/21/2021	\$1,881.68
CITY OF HENDERSON	RF.HN70	MSC5036329	10/12/2021	4500336871	10/21/2021	\$88.49
CITY OF HENDERSON	RF.HN70	MSC5036329	10/12/2021	4500336871	10/21/2021	\$3,358.57
CITY OF HENDERSON	RF.HN70	MSC5036329	10/12/2021	4500336871	10/21/2021	\$9,913.60
CITY OF HENDERSON	RF.HN71	MSC5036329	10/12/2021	4500336871	10/21/2021	\$135.42
CITY OF HENDERSON	RF.HN72	MSC5036329	10/12/2021	4500336871	10/21/2021	\$233.01
CITY OF HENDERSON	RF.HN73	MSC5036329	10/12/2021	4500336871	10/21/2021	\$135.42
ECCO EQUIPMENT CORP	RF.HN69	2144790001	09/24/2021	4500336854	10/21/2021	\$5,667.00
PUBLIC WORKS/CC TREAS	RF.CC01	4022000065	10/31/2021	none	10/31/2021	\$9,332.00
PUBLIC WORKS/CC TREAS	RF.CC01	4022000071	10/31/2021	none	10/31/2021	\$66,950.00
PUBLIC WORKS/CC TREAS	RF.CC02	4022000066	10/31/2021	none	10/31/2021	\$1,043.00
PUBLIC WORKS/CC TREAS	RF.CC02	4022000072	10/31/2021	none	10/31/2021	\$18,375.00
PUBLIC WORKS/CC TREAS	RF.CC03	4022000067	10/31/2021	none	10/31/2021	\$7,880.00
PUBLIC WORKS/CC TREAS	RF.CC03	4022000073	10/31/2021	none	10/31/2021	\$20,545.00
PUBLIC WORKS/CC TREAS	RF.CC05	4022000068	10/31/2021	none	10/31/2021	\$6,316.00
PUBLIC WORKS/CC TREAS	RF.CC05	4022000074	10/31/2021	none	10/31/2021	\$675.00
PUBLIC WORKS/CC TREAS	RF.CC06	4022000069	10/31/2021	none	10/31/2021	\$5,970.00
PUBLIC WORKS/CC TREAS	RF.CC06	4022000075	10/31/2021	none	10/31/2021	\$50,175.00
PUBLIC WORKS/CC TREAS	RF.CC09	4022000070	10/31/2021	none	10/31/2021	\$2,556.00
PUBLIC WORKS/CC TREAS	RF.CC10	4022000076	10/31/2021	none	10/31/2021	\$455.00
PUBLIC WORKS/CC TREAS	RF.CC11	4022000077	10/31/2021	none	10/31/2021	\$3,900.00
PUBLIC WORKS/CC TREAS	RF.CC16	4022000078	10/31/2021	none	10/31/2021	\$5,980.00
WESTWOOD PROFESSIONAL SERVICES INC	RF.HN72	1210900257	09/10/2021	4500336859	10/07/2021	\$7,953.70
<b>Total Expenditures</b>						<b>\$323,710.72</b>
<b>Grand Total</b>						<b>\$323,710.72</b>

**Regional Flood Control District  
Maintenance Work Program Status Report - Fiscal Year 2022**

**Boulder City**

<u>Facility</u>	<u>Facility Name</u>	<u>Budget</u>	<u>Amount Spent</u>	<u>Amount Remaining</u>
RF.BC01	Hemenway Watershed	\$292,500.00	\$44,896.60	\$247,603.40
RF.BC02	Georgia/Buchanan Watershed	\$105,500.00	\$263.86	\$105,236.14
RF.BC03	North Railroad Watershed	\$92,500.00	\$7,520.05	\$84,979.95
RF.BC04	West Airport Watershed	\$73,000.00	\$1,428.19	\$71,571.81
		<b>\$563,500.00</b>	<b>\$54,108.70</b>	<b>\$509,391.30</b>

**Clark County**

<u>Facility</u>	<u>Facility Name</u>	<u>Budget</u>	<u>Amount Spent</u>	<u>Amount Remaining</u>
RF.CC01	Flamingo Wash	\$1,200,000.00	\$186,513.50	\$1,013,486.50
RF.CC02	Las Vegas Wash	\$290,000.00	\$26,054.00	\$263,946.00
RF.CC03	Duck Creek	\$427,500.00	\$62,745.00	\$364,755.00
RF.CC05	Las Vegas Range Wash	\$342,000.00	\$19,623.00	\$322,377.00
RF.CC06	Tropicana Wash	\$335,000.00	\$110,335.00	\$224,665.00
RF.CC07	Airport Channel	\$97,000.00	\$8,125.00	\$88,875.00
RF.CC08	Monson Channel	\$60,500.00	\$975.00	\$59,525.00
RF.CC09	Rawhide Channel	\$148,500.00	\$7,668.00	\$140,832.00
RF.CC10	Van Buskirk Channel	\$156,500.00	\$12,740.00	\$143,760.00
RF.CC11	Flamingo Wash North Fork	\$26,000.00	\$8,125.00	\$17,875.00
RF.CC14	Laughlin Washes	\$54,500.00	\$200.00	\$54,300.00
RF.CC15	Moapa Valley	\$41,000.00	\$0.00	\$41,000.00
RF.CC16	Blue Diamond Wash	\$159,000.00	\$11,830.00	\$147,170.00
RF.CC17	Searchlight	\$5,000.00	\$0.00	\$5,000.00
RF.CC18	Bunkerville	\$6,000.00	\$0.00	\$6,000.00
RF.CC19	Pittman Wash	\$32,500.00	\$9,620.00	\$22,880.00
RF.CC20	Indian Springs/Gdsprings	\$13,000.00	\$0.00	\$13,000.00
RF.CC21	Northern Beltway Channels	\$16,500.00	\$400.00	\$16,100.00
		<b>\$3,410,500.00</b>	<b>\$464,953.50</b>	<b>\$2,945,546.50</b>

**Henderson**

<u>Facility</u>	<u>Facility Name</u>	<u>Budget</u>	<u>Amount Spent</u>	<u>Amount Remaining</u>
RF.HN65	C1 North	\$462,600.00	\$15,566.07	\$447,033.93
RF.HN66	C1 South	\$277,600.00	\$4,121.04	\$273,478.96
RF.HN67	Pittman Central NE	\$159,467.68	\$11,658.55	\$147,809.13
RF.HN68	Pittman Central SE	\$122,600.00	\$1,365.93	\$121,234.07
RF.HN69	Pittman Central NW	\$223,627.49	\$52,620.72	\$171,006.77
RF.HN70	Pittman Central SW	\$358,910.67	\$300,563.55	\$58,347.12
RF.HN71	Pittman Anthem Inspirada	\$172,000.00	\$848.40	\$171,151.60
RF.HN72	Pittman Seven Hills	\$1,095,600.00	\$20,228.47	\$1,075,371.53
RF.HN73	Pittman West Henderson	\$49,494.16	\$848.40	\$48,645.76
		<b>\$2,921,900.00</b>	<b>\$407,821.13</b>	<b>\$2,514,078.87</b>

**Las Vegas**

<u>Facility</u>	<u>Facility Name</u>	<u>Budget</u>	<u>Amount Spent</u>	<u>Amount Remaining</u>
RF.LV51	Cedar Ave Channel/Nellis System	\$100,000.00	\$198.65	\$99,801.35
RF.LV52	Gowan/Angel Pk/Lone Mtn System	\$800,000.00	\$3,329.23	\$796,670.77
RF.LV53	Lake Mead/Smoke Ranch/Washington Sys	\$100,000.00	\$1,853.50	\$98,146.50

## Regional Flood Control District

### Maintenance Work Program Status Report - Fiscal Year 2022

<u>Facility</u>	<u>Facility Name</u>	<u>Budget</u>	<u>Amount Spent</u>	<u>Amount Remaining</u>
RF.LV54	Las Vegas Wash System	\$700,000.00	\$89,822.49	\$610,177.51
RF.LV55	Meadows/Oakey System	\$115,000.00	\$220.73	\$114,779.27
RF.LV56	Washington Ave/LV Creek	\$385,000.00	\$220.73	\$384,779.27
RF.LV57	US95/Outer Beltway/Ann Road System	\$1,000,000.00	\$13,961.85	\$986,038.15
		<b>\$3,200,000.00</b>	<b>\$109,607.18</b>	<b>\$3,090,392.82</b>

#### Mesquite

<u>Facility</u>	<u>Facility Name</u>	<u>Budget</u>	<u>Amount Spent</u>	<u>Amount Remaining</u>
RF.ME01	Mesquite Town Wash	\$19,000.00	\$0.00	\$19,000.00
RF.ME02	Abbott Wash Channel	\$14,300.00	\$0.00	\$14,300.00
RF.ME04	Town Wash Detention Basin	\$337,400.00	\$0.00	\$337,400.00
RF.ME07	Pulsipher Wash	\$29,400.00	\$0.00	\$29,400.00
RF.ME08	Abbott Wash Detention Basin	\$60,000.00	\$0.00	\$60,000.00
RF.ME09	Pulsipher Wash Detention Basin	\$29,700.00	\$0.00	\$29,700.00
		<b>\$489,800.00</b>	<b>\$0.00</b>	<b>\$489,800.00</b>

#### North Las Vegas

<u>Facility</u>	<u>Facility Name</u>	<u>Budget</u>	<u>Amount Spent</u>	<u>Amount Remaining</u>
RF.NL01	LV Wash "N" Channel	\$80,075.00	\$2,174.27	\$77,900.73
RF.NL02	Las Vegas Wash-Middle	\$177,571.00	\$44,924.25	\$132,646.75
RF.NL03	LV Wash-King Charles Channel	\$70,071.00	\$11,216.12	\$58,854.88
RF.NL04	Vandenberg Detention Basin	\$601,071.00	\$7,644.37	\$593,426.63
RF.NL05	North Las Vegas Detention Basin	\$179,500.00	\$1,300.09	\$178,199.91
RF.NL06	Upper LVW DB & Moccasin Levee	\$152,500.00	\$1,118.12	\$151,381.88
RF.NL07	Carey/Lake Mead Detention Basin	\$106,571.00	\$26,762.25	\$79,808.75
RF.NL08	Gowan Outfall Channel	\$74,071.00	\$2,903.15	\$71,167.85
RF.NL10	Upper Las Vegas Wash	\$23,000.00	\$13,227.54	\$9,772.46
RF.NL11	Clayton Street Channel	\$56,071.00	\$3,662.64	\$52,408.36
RF.NL12	Lower Las Vegas Detention Basin	\$96,571.00	\$66.56	\$96,504.44
RF.NL13	West Trib-Ranch House to Lower LV DB	\$64,571.00	\$8,906.03	\$55,664.97
RF.NL14	Trib to Western Trib @ Craig Rd	\$66,571.00	\$25,538.45	\$41,032.55
RF.NL15	Las Vegas Wash-Smoke Ranch	\$53,071.00	\$122.66	\$52,948.34
RF.NL16	Upper Las Vegas Wash Channel	\$99,571.00	\$12,179.52	\$87,391.48
RF.NL17	Range Wash-LVW Diversion & Levee	\$129,234.06	\$133.11	\$129,100.95
RF.NL18	Cheyenne Peaking Basin	\$88,071.00	\$7,151.45	\$80,919.55
RF.NL19	LVW-Middle, Cheyenne Ave to Owens Ave	\$212,838.94	\$53,139.54	\$159,699.40
		<b>\$2,331,000.00</b>	<b>\$222,170.12</b>	<b>\$2,108,829.88</b>
	<b>Program Total</b>	<b>\$12,916,700.00</b>	<b>\$1,258,660.63</b>	<b>\$11,658,039.37</b>

REGIONAL FLOOD CONTROL DISTRICT  
 FUND 3300 - BOND DEBT SERVICE FUND  
 FUND BALANCE REPORT  
 OCTOBER 2021

BEGINNING CASH BALANCE	\$ 37,395,906.57	
Accruals/Adjustments	<u>-</u>	
TOTAL BEGINNING CASH BALANCE		\$ 37,395,906.57
REVENUES:		
Interest Income	26,901.45	
Fund 2860 - Transfer In Debt Service	3,981,148.68	
Bonds Issued	-	
Premium on Bonds Issued	-	
Miscellaneous Other Revenue	-	
Accruals/Adjustments	-	
Miscellaneous Accruals/Adjustments	<u>-</u>	
TOTAL MONTHLY REVENUES		\$ 4,008,050.13
EXPENDITURES:		
Professional Services	-	
Debt Service Payments*	-	
Payments to Escrow Agent	-	
Transfers Out to Other Funds	-	
Accruals/Adjustments	-	
Miscellaneous Accruals/Adjustments	<u>-</u>	
TOTAL MONTHLY EXPENSES		<u>\$ -</u>
ENDING CASH BALANCE:		<u><u>\$ 41,403,956.70</u></u>

\*Principal payments paid annually (November); Interest payments paid semi-annually (May and November)

**REGIONAL FLOOD CONTROL DISTRICT  
 FUND 4430 - CONSTRUCTION FUND  
 FUND BALANCE REPORT  
 OCTOBER 2021**

**BEGINNING CASH BALANCE:**

Cash in Custody of Treasurer	\$ 151,279,227.46	
Custodial Account Cash Balance	146,316,544.69	
Accruals/Adjustments	-	
TOTAL BEGINNING CASH BALANCE		\$ 297,595,772.15

**REVENUES:**

Fund 2860 - Transfer In Budgeted Transfer	-	
Fund 3300 - Transfer In Bond Proceeds	-	
Custodial Account - Transfer In to Treasurer	-	
Interest Earnings	97,611.81	
Custodial Account Interest Earnings	-	
Proceeds from Bonds and Loans	-	
Miscellaneous Other Revenue	5,140.62	
Accruals/Adjustments	-	
Miscellaneous Accruals/Adjustments	1,198.79	
TOTAL MONTHLY REVENUES		\$ 103,951.22

**EXPENDITURES:**

Capital Improvement Program	(2,086,192.50)	
Professional Services	-	
Project Reimbursements	-	
Fund 2860 - Transfer Out Interest Earnings	-	
Fund 2860 - Transfer Out ILA Closeout/Reductions	-	
Custodial Account - Transfer Out to Treasurer/ Adjustments	-	
Accruals/Adjustments	-	
Contracts Retention Payable	-	
Contracts Retention Interest Payable	-	
Accounts Payable	24,029.27	
Miscellaneous Accruals/Adjustments	-	
TOTAL MONTHLY EXPENDITURES		\$ (2,062,163.23)

**ENDING CASH BALANCE:**

Cash in Custody of Treasurer	149,321,015.45
Custodial Account Cash Balance	146,316,544.69

**ENDING CASH BALANCE:** \$ 295,637,560.14

**Regional Flood Control District  
 Monthly Expenditures  
 Capital Improvement Program  
 10/1/2021 to 10/31/2021**

**Fund 4430**

**Fiscal Year 2022**

<u>Vendor</u>	<u>Project</u>	<u>Invoice No.</u>	<u>Inv. Date</u>	<u>P.O. Number</u>	<u>Date Paid</u>	<u>Amount</u>
ARC DOCUMENT SOLUTIONS LLC	RF.HEN07G20	11038784	09/27/2021	none	10/27/2021	\$458.94
CITY OF BOULDER CITY	RF.BOU01E19	7082	10/13/2021	4800009587 00010	10/21/2021	\$53,359.75
CITY OF BOULDER CITY	RF.BOU01E19	7082	10/13/2021	4800009587 00020	10/21/2021	\$371,157.19
CITY OF BOULDER CITY	RF.BOU01E19	7082	10/13/2021	4800009587 00030	10/21/2021	\$4,351.58
CITY OF LAS VEGAS	RF.LAS29D17	363100	10/13/2021	4800008455 00010	10/29/2021	\$27,919.00
CITY OF LAS VEGAS	RF.LAS29D17	363100	10/13/2021	4800008455 00040	10/29/2021	\$476.69
CITY OF NORTH LAS VEGAS	RF.NLV09K19	11297	09/15/2021	4800009476 00020	10/12/2021	\$21,190.96
CITY OF NORTH LAS VEGAS	RF.NLV09K19	11297	09/15/2021	4800009476 00030	10/12/2021	\$1,406.82
PUBLIC WORKS/CC TREAS	RF.CLA08S13	1522033519	10/08/2021	none	10/08/2021	\$3,802.40
PUBLIC WORKS/CC TREAS	RF.CLA10H13	1522031659	10/01/2021	none	10/01/2021	\$5,454.57
PUBLIC WORKS/CC TREAS	RF.CLA10H13	1522037596	10/19/2021	none	10/19/2021	\$5,211.57
PUBLIC WORKS/CC TREAS	RF.CLA10I19	1522034259	10/11/2021	none	10/11/2021	\$5,879.39
PUBLIC WORKS/CC TREAS	RF.CLA16O19	1522034258	10/11/2021	none	10/11/2021	\$25,052.57
PUBLIC WORKS/CC TREAS	RF.CLA38E20	1522038750	10/21/2021	none	10/21/2021	\$746,894.37
PUBLIC WORKS/CC TREAS	RF.CLA38G20	1522037600	10/19/2021	none	10/19/2021	\$17,714.83
PUBLIC WORKS/CC TREAS	RF.CLA38G20	1522037600	10/19/2021	none	10/19/2021	\$7,368.78
PUBLIC WORKS/CC TREAS	RF.LAU04A08	1522032104	10/05/2021	none	10/05/2021	\$6,476.64
PUBLIC WORKS/CC TREAS	RF.LAU04A08	1522037597	10/19/2021	none	10/19/2021	\$3,035.94
PUBLIC WORKS/CC TREAS	RF.CLA38B20	1522031658	10/01/2021	none	10/01/2021	\$105,525.00
PUBLIC WORKS/CC TREAS	RF.CLA38B20	1522032576	10/06/2021	none	10/06/2021	\$204,415.55
PUBLIC WORKS/CC TREAS	RF.CLA38B20	1522032597	10/06/2021	none	10/06/2021	\$452,379.24
PUBLIC WORKS/CC TREAS	RF.CLA38B20	1522035231	10/13/2021	none	10/13/2021	\$14,460.72
VTN NEVADA	RF.HEN16A01	7520#90	10/10/2021	4800006059 00050	10/21/2021	\$2,200.00
<b>Fiscal Year Total</b>						<b>\$2,086,192.50</b>
<b>Fund Total</b>						<b>\$2,086,192.50</b>

## Current Project Expense Summary

### PAY-AS-YOU-GO FUNDED PROJECTS

**ENTITY: Boulder City**

**BOU01C10**

**Hemenway System, Phase II Improvements**

**Interlocal Amount \$935,500.00**

**Original Funding Date 02/11/2010**

**Expiration Date 01/14/2023**

Category	ILC Funding Allocation	Amount Spent	Total Remaining
Right of Way	\$0.00	\$0.00	\$0.00
Pre-Design	\$0.00	\$0.00	\$0.00
Design	\$783,632.00	\$726,160.81	\$57,471.19
Construction	\$0.00	\$0.00	\$0.00
Const Engineering	\$0.00	\$0.00	\$0.00
Environmental	\$15,000.00	\$7,726.67	\$7,273.33
Entity Costs	\$15,003.00	\$0.00	\$15,003.00
Other	\$121,865.00	\$0.00	\$121,865.00
<b>Total</b>	<b>\$935,500.00</b>	<b>\$733,887.48</b>	<b>\$201,612.52</b>

**BOU01D17**

**Hemenway System, Phase IIA Improvements**

**Interlocal Amount \$2,495,000.00**

**Original Funding Date 02/09/2017**

**Expiration Date 02/09/2025**

Category	ILC Funding Allocation	Amount Spent	Total Remaining
Right of Way	\$0.00	\$0.00	\$0.00
Pre-Design	\$0.00	\$0.00	\$0.00
Design	\$0.00	\$0.00	\$0.00
Construction	\$2,200,000.00	\$2,097,672.44	\$102,327.56
Const Engineering	\$295,000.00	\$289,453.97	\$5,546.03
Environmental	\$0.00	\$0.00	\$0.00
Entity Costs	\$0.00	\$0.00	\$0.00
Other	\$0.00	\$0.00	\$0.00
<b>Total</b>	<b>\$2,495,000.00</b>	<b>\$2,387,126.41</b>	<b>\$107,873.59</b>

## Current Project Expense Summary

### PAY-AS-YOU-GO FUNDED PROJECTS

ENTITY: Clark County

CLA01F21

Flamingo, Cimarron Branch-Russell Rd to Patrick Lane

Interlocal Amount \$520,000.00

Original Funding Date 08/12/2021

Expiration Date 06/30/2026

Category	ILC Funding Allocation	Amount Spent	Total Remaining
Right of Way	\$0.00	\$0.00	\$0.00
Pre-Design	\$0.00	\$0.00	\$0.00
Design	\$500,000.00	\$0.00	\$500,000.00
Construction	\$0.00	\$0.00	\$0.00
Const Engineering	\$0.00	\$0.00	\$0.00
Environmental	\$0.00	\$0.00	\$0.00
Entity Costs	\$10,000.00	\$0.00	\$10,000.00
Other	\$10,000.00	\$0.00	\$10,000.00
<b>Total</b>	<b>\$520,000.00</b>	<b>\$0.00</b>	<b>\$520,000.00</b>

CLA04Y19

Flamingo Wash, Maryland Pkwy to Palos Verdes Street

Interlocal Amount \$535,000.00

Original Funding Date 04/11/2019

Expiration Date 06/30/2024

Category	ILC Funding Allocation	Amount Spent	Total Remaining
Right of Way	\$0.00	\$0.00	\$0.00
Pre-Design	\$0.00	\$0.00	\$0.00
Design	\$450,000.00	\$174,627.69	\$275,372.31
Construction	\$0.00	\$0.00	\$0.00
Const Engineering	\$0.00	\$0.00	\$0.00
Environmental	\$15,000.00	\$0.00	\$15,000.00
Entity Costs	\$50,000.00	\$0.00	\$50,000.00
Other	\$20,000.00	\$0.00	\$20,000.00
<b>Total</b>	<b>\$535,000.00</b>	<b>\$174,627.69</b>	<b>\$360,372.31</b>

CLA08S13

Silverado Ranch Detention Basin and Outfall Facilities

Interlocal Amount \$1,450,000.00

Original Funding Date 09/12/2013

Expiration Date 06/30/2024

Category	ILC Funding Allocation	Amount Spent	Total Remaining
Right of Way	\$31,000.00	\$26,742.17	\$4,257.83
Pre-Design	\$0.00	\$0.00	\$0.00
Design	\$1,303,000.00	\$1,261,862.67	\$41,137.33
Construction	\$0.00	\$0.00	\$0.00
Const Engineering	\$0.00	\$0.00	\$0.00
Environmental	\$81,000.00	\$39,858.06	\$41,141.94
Entity Costs	\$25,000.00	\$2,408.00	\$22,592.00
Other	\$10,000.00	\$2,408.00	\$7,592.00
<b>Total</b>	<b>\$1,450,000.00</b>	<b>\$1,333,278.90</b>	<b>\$116,721.10</b>



## Current Project Expense Summary

### PAY-AS-YOU-GO FUNDED PROJECTS

**CLA10F10**

**Flamingo Wash, UPRR to Hotel Rio Drive**  
**Interlocal Amount \$506,000.00**

**Original Funding Date 04/08/2010**  
**Expiration Date 06/30/2025**

Category	ILC Funding Allocation	Amount Spent	Total Remaining
Right of Way	\$60,500.00	\$6,574.40	\$53,925.60
Pre-Design	\$0.00	\$0.00	\$0.00
Design	\$372,000.00	\$18,553.85	\$353,446.15
Construction	\$0.00	\$0.00	\$0.00
Const Engineering	\$0.00	\$0.00	\$0.00
Environmental	\$3,500.00	\$2,618.17	\$881.83
Entity Costs	\$10,000.00	\$0.00	\$10,000.00
Other	\$60,000.00	\$756.53	\$59,243.47
<b>Total</b>	<b>\$506,000.00</b>	<b>\$28,502.95</b>	<b>\$477,497.05</b>

**CLA10H13**

**Airport Channel - Naples**  
**Interlocal Amount \$1,710,000.00**

**Original Funding Date 09/12/2013**  
**Expiration Date 06/30/2023**

Category	ILC Funding Allocation	Amount Spent	Total Remaining
Right of Way	\$2,000.00	\$1,088.00	\$912.00
Pre-Design	\$0.00	\$0.00	\$0.00
Design	\$1,639,640.00	\$880,824.07	\$758,815.93
Construction	\$0.00	\$0.00	\$0.00
Const Engineering	\$0.00	\$0.00	\$0.00
Environmental	\$47,000.00	\$17,782.00	\$29,218.00
Entity Costs	\$21,360.00	\$6,751.38	\$14,608.62
Other	\$0.00	\$0.00	\$0.00
<b>Total</b>	<b>\$1,710,000.00</b>	<b>\$906,445.45</b>	<b>\$803,554.55</b>

**CLA10I19**

**Wagon Trail Chnl, Sunset Rd to Teco Avenue**  
**Interlocal Amount \$368,800.00**

**Original Funding Date 04/11/2019**  
**Expiration Date 06/30/2024**

Category	ILC Funding Allocation	Amount Spent	Total Remaining
Right of Way	\$50,000.00	\$6,767.41	\$43,232.59
Pre-Design	\$0.00	\$0.00	\$0.00
Design	\$253,800.00	\$213,627.71	\$40,172.29
Construction	\$0.00	\$0.00	\$0.00
Const Engineering	\$0.00	\$0.00	\$0.00
Environmental	\$15,000.00	\$8,689.41	\$6,310.59
Entity Costs	\$50,000.00	\$10,505.45	\$39,494.55
Other	\$0.00	\$0.00	\$0.00
<b>Total</b>	<b>\$368,800.00</b>	<b>\$239,589.98</b>	<b>\$129,210.02</b>

## Current Project Expense Summary

### PAY-AS-YOU-GO FUNDED PROJECTS

**CLA10J21**

**Wagon Trail Chnl-Sunset Rd to Teco Ave**

**Interlocal Amount \$2,800,008.00**

**Original Funding Date 06/10/2021**

**Expiration Date 06/30/2026**

Category	ILC Funding Allocation	Amount Spent	Total Remaining
Right of Way	\$0.00	\$0.00	\$0.00
Pre-Design	\$0.00	\$0.00	\$0.00
Design	\$0.00	\$0.00	\$0.00
Construction	\$2,500,008.00	\$0.00	\$2,500,008.00
Const Engineering	\$250,000.00	\$0.00	\$250,000.00
Environmental	\$0.00	\$0.00	\$0.00
Entity Costs	\$50,000.00	\$0.00	\$50,000.00
Other	\$0.00	\$0.00	\$0.00
<b>Total</b>	<b>\$2,800,008.00</b>	<b>\$0.00</b>	<b>\$2,800,008.00</b>

**CLA14X21**

**Sunset Park-Duck Creek Wash to Eastern Avenue**

**Interlocal Amount \$1,630,000.00**

**Original Funding Date 08/12/2021**

**Expiration Date 06/30/2026**

Category	ILC Funding Allocation	Amount Spent	Total Remaining
Right of Way	\$0.00	\$0.00	\$0.00
Pre-Design	\$0.00	\$0.00	\$0.00
Design	\$1,600,000.00	\$0.00	\$1,600,000.00
Construction	\$0.00	\$0.00	\$0.00
Const Engineering	\$0.00	\$0.00	\$0.00
Environmental	\$0.00	\$0.00	\$0.00
Entity Costs	\$30,000.00	\$0.00	\$30,000.00
Other	\$0.00	\$0.00	\$0.00
<b>Total</b>	<b>\$1,630,000.00</b>	<b>\$0.00</b>	<b>\$1,630,000.00</b>

**CLA15D12**

**LVW Sloan-Bonanza, Flam W below Nellis**

**Interlocal Amount \$6,322,000.00**

**Original Funding Date 06/14/2012**

**Expiration Date 06/30/2025**

Category	ILC Funding Allocation	Amount Spent	Total Remaining
Right of Way	\$22,000.00	\$15,037.29	\$6,962.71
Pre-Design	\$0.00	\$0.00	\$0.00
Design	\$5,446,000.00	\$5,058,893.72	\$387,106.28
Construction	\$0.00	\$0.00	\$0.00
Const Engineering	\$0.00	\$0.00	\$0.00
Environmental	\$220,000.00	\$105,369.74	\$114,630.26
Entity Costs	\$0.00	\$0.00	\$0.00
Other	\$634,000.00	\$550,857.73	\$83,142.27
<b>Total</b>	<b>\$6,322,000.00</b>	<b>\$5,730,158.48</b>	<b>\$591,841.52</b>

## Current Project Expense Summary

### PAY-AS-YOU-GO FUNDED PROJECTS

**CLA16019**

**Blue Diamond Wash, Arville Street to I-15**  
**Interlocal Amount \$650,000.00**

**Original Funding Date 04/11/2019**  
**Expiration Date 06/30/2024**

Category	ILC Funding Allocation	Amount Spent	Total Remaining
Right of Way	\$35,000.00	\$13,454.25	\$21,545.75
Pre-Design	\$0.00	\$0.00	\$0.00
Design	\$537,300.00	\$370,374.93	\$166,925.07
Construction	\$0.00	\$0.00	\$0.00
Const Engineering	\$0.00	\$0.00	\$0.00
Environmental	\$27,700.00	\$20,907.65	\$6,792.35
Entity Costs	\$30,000.00	\$0.00	\$30,000.00
Other	\$20,000.00	\$0.00	\$20,000.00
<b>Total</b>	<b>\$650,000.00</b>	<b>\$404,736.83</b>	<b>\$245,263.17</b>

**CLA16P21**

**Blue Diamond Channel, Amigo to Haven**  
**Interlocal Amount \$1,881,254.00**

**Original Funding Date 04/08/2021**  
**Expiration Date 06/30/2026**

Category	ILC Funding Allocation	Amount Spent	Total Remaining
Right of Way	\$1,075,010.00	\$0.00	\$1,075,010.00
Pre-Design	\$0.00	\$0.00	\$0.00
Design	\$726,244.00	\$0.00	\$726,244.00
Construction	\$0.00	\$0.00	\$0.00
Const Engineering	\$0.00	\$0.00	\$0.00
Environmental	\$0.00	\$0.00	\$0.00
Entity Costs	\$40,000.00	\$0.00	\$40,000.00
Other	\$40,000.00	\$0.00	\$40,000.00
<b>Total</b>	<b>\$1,881,254.00</b>	<b>\$0.00</b>	<b>\$1,881,254.00</b>

**CLA21A00**

**Orchard Detention Basin**  
**Interlocal Amount \$1,949,700.00**

**Original Funding Date 07/13/2000**  
**Expiration Date 06/30/2026**

Category	ILC Funding Allocation	Amount Spent	Total Remaining
Right of Way	\$448,000.00	\$414,066.69	\$33,933.31
Pre-Design	\$0.00	\$0.00	\$0.00
Design	\$1,073,000.00	\$1,016,090.22	\$56,909.78
Construction	\$0.00	\$0.00	\$0.00
Const Engineering	\$0.00	\$0.00	\$0.00
Environmental	\$301,900.00	\$192,683.91	\$109,216.09
Entity Costs	\$100,000.00	\$0.00	\$100,000.00
Other	\$26,800.00	\$20,081.83	\$6,718.17
<b>Total</b>	<b>\$1,949,700.00</b>	<b>\$1,642,922.65</b>	<b>\$306,777.35</b>

## Current Project Expense Summary

### PAY-AS-YOU-GO FUNDED PROJECTS

**CLA28D18**

**Vandenberg North DB, Collection & Outfall, Phase I**  
**Interlocal Amount \$3,765,000.00**

**Original Funding Date 12/13/2018**  
**Expiration Date 06/30/2023**

Category	ILC Funding Allocation	Amount Spent	Total Remaining
Right of Way	\$0.00	\$0.00	\$0.00
Pre-Design	\$0.00	\$0.00	\$0.00
Design	\$0.00	\$0.00	\$0.00
Construction	\$3,391,000.00	\$3,121,397.20	\$269,602.80
Const Engineering	\$374,000.00	\$336,904.41	\$37,095.59
Environmental	\$0.00	\$0.00	\$0.00
Entity Costs	\$0.00	\$0.00	\$0.00
Other	\$0.00	\$0.00	\$0.00
<b>Total</b>	<b>\$3,765,000.00</b>	<b>\$3,458,301.61</b>	<b>\$306,698.39</b>

**CLA36A18**

**Jim McGaughey DB, Collection Basin and Outfall**  
**Interlocal Amount \$4,432,870.00**

**Original Funding Date 06/14/2018**  
**Expiration Date 06/30/2023**

Category	ILC Funding Allocation	Amount Spent	Total Remaining
Right of Way	\$3,000,000.00	\$712,882.69	\$2,287,117.31
Pre-Design	\$0.00	\$0.00	\$0.00
Design	\$1,382,870.00	\$997,153.76	\$385,716.24
Construction	\$0.00	\$0.00	\$0.00
Const Engineering	\$0.00	\$0.00	\$0.00
Environmental	\$0.00	\$0.00	\$0.00
Entity Costs	\$50,000.00	\$1,860.02	\$48,139.98
Other	\$0.00	\$0.00	\$0.00
<b>Total</b>	<b>\$4,432,870.00</b>	<b>\$1,711,896.47</b>	<b>\$2,720,973.53</b>

**CLA38C20**

**Duck Creek Haven Street Storm Drain**  
**Interlocal Amount \$354,000.00**

**Original Funding Date 03/12/2020**  
**Expiration Date 06/30/2025**

Category	ILC Funding Allocation	Amount Spent	Total Remaining
Right of Way	\$0.00	\$0.00	\$0.00
Pre-Design	\$0.00	\$0.00	\$0.00
Design	\$354,000.00	\$50,022.18	\$303,977.82
Construction	\$0.00	\$0.00	\$0.00
Const Engineering	\$0.00	\$0.00	\$0.00
Environmental	\$0.00	\$0.00	\$0.00
Entity Costs	\$0.00	\$0.00	\$0.00
Other	\$0.00	\$0.00	\$0.00
<b>Total</b>	<b>\$354,000.00</b>	<b>\$50,022.18</b>	<b>\$303,977.82</b>

## Current Project Expense Summary

### PAY-AS-YOU-GO FUNDED PROJECTS

**CLA38D20**

**Duck Creek Haven Street Storm Drain**

**Interlocal Amount \$3,748,000.00**

**Original Funding Date 04/09/2020**

**Expiration Date 06/30/2023**

Category	ILC Funding Allocation	Amount Spent	Total Remaining
Right of Way	\$0.00	\$0.00	\$0.00
Pre-Design	\$0.00	\$0.00	\$0.00
Design	\$0.00	\$0.00	\$0.00
Construction	\$3,400,000.00	\$3,037,061.25	\$362,938.75
Const Engineering	\$151,000.00	\$14,197.28	\$136,802.72
Environmental	\$0.00	\$0.00	\$0.00
Entity Costs	\$197,000.00	\$41,997.26	\$155,002.74
Other	\$0.00	\$0.00	\$0.00
<b>Total</b>	<b>\$3,748,000.00</b>	<b>\$3,093,255.79</b>	<b>\$654,744.21</b>

**CLA38E20**

**Duck Creek - Jones Boulevard Storm Drain**

**Interlocal Amount \$3,650,769.00**

**Original Funding Date 05/21/2020**

**Expiration Date 06/30/2025**

Category	ILC Funding Allocation	Amount Spent	Total Remaining
Right of Way	\$0.00	\$0.00	\$0.00
Pre-Design	\$0.00	\$0.00	\$0.00
Design	\$0.00	\$0.00	\$0.00
Construction	\$3,328,864.00	\$1,576,498.19	\$1,752,365.81
Const Engineering	\$271,905.00	\$810.88	\$271,094.12
Environmental	\$0.00	\$0.00	\$0.00
Entity Costs	\$50,000.00	\$45,836.01	\$4,163.99
Other	\$0.00	\$0.00	\$0.00
<b>Total</b>	<b>\$3,650,769.00</b>	<b>\$1,623,145.08</b>	<b>\$2,027,623.92</b>

**CLA38F20**

**Blue Diamond Channel 02, Decatur-Le Baron to**

**Richmar**

**Interlocal Amount \$2,004,641.00**

**Original Funding Date 08/13/2020**

**Expiration Date 06/30/2025**

Category	ILC Funding Allocation	Amount Spent	Total Remaining
Right of Way	\$0.00	\$0.00	\$0.00
Pre-Design	\$0.00	\$0.00	\$0.00
Design	\$0.00	\$0.00	\$0.00
Construction	\$1,864,713.00	\$0.00	\$1,864,713.00
Const Engineering	\$99,928.00	\$0.00	\$99,928.00
Environmental	\$0.00	\$0.00	\$0.00
Entity Costs	\$40,000.00	\$0.00	\$40,000.00
Other	\$0.00	\$0.00	\$0.00
<b>Total</b>	<b>\$2,004,641.00</b>	<b>\$0.00</b>	<b>\$2,004,641.00</b>

## Current Project Expense Summary

### PAY-AS-YOU-GO FUNDED PROJECTS

**CLA38G20**

**Blue Diamond Railroad Channel**

**Interlocal Amount \$1,637,520.00**

**Original Funding Date 10/08/2020**

**Expiration Date 06/30/2025**

Category	ILC Funding Allocation	Amount Spent	Total Remaining
Right of Way	\$701,120.00	\$10,234.68	\$690,885.32
Pre-Design	\$0.00	\$0.00	\$0.00
Design	\$876,400.00	\$53,113.99	\$823,286.01
Construction	\$0.00	\$0.00	\$0.00
Const Engineering	\$0.00	\$0.00	\$0.00
Environmental	\$30,000.00	\$0.00	\$30,000.00
Entity Costs	\$30,000.00	\$2,733.07	\$27,266.93
Other	\$0.00	\$0.00	\$0.00
<b>Total</b>	<b>\$1,637,520.00</b>	<b>\$66,081.74</b>	<b>\$1,571,438.26</b>

**CLA39A19**

**Duck Creek/Blue Diamond, Bermuda Rd to LV Blvd**

**Interlocal Amount \$1,753,000.00**

**Original Funding Date 04/11/2019**

**Expiration Date 06/30/2024**

Category	ILC Funding Allocation	Amount Spent	Total Remaining
Right of Way	\$18,000.00	\$4,602.48	\$13,397.52
Pre-Design	\$0.00	\$0.00	\$0.00
Design	\$1,638,000.00	\$119,769.34	\$1,518,230.66
Construction	\$0.00	\$0.00	\$0.00
Const Engineering	\$0.00	\$0.00	\$0.00
Environmental	\$31,000.00	\$0.00	\$31,000.00
Entity Costs	\$20,000.00	\$0.00	\$20,000.00
Other	\$46,000.00	\$0.00	\$46,000.00
<b>Total</b>	<b>\$1,753,000.00</b>	<b>\$124,371.82</b>	<b>\$1,628,628.18</b>

**CLA40A21**

**LVW-Branch 02-Monson Chnl-Jimmy Durante to**

**Boulder Highway**

**Interlocal Amount \$650,000.00**

**Original Funding Date 04/08/2021**

**Expiration Date 06/30/2026**

Category	ILC Funding Allocation	Amount Spent	Total Remaining
Right of Way	\$0.00	\$0.00	\$0.00
Pre-Design	\$0.00	\$0.00	\$0.00
Design	\$615,000.00	\$0.00	\$615,000.00
Construction	\$0.00	\$0.00	\$0.00
Const Engineering	\$0.00	\$0.00	\$0.00
Environmental	\$15,000.00	\$0.00	\$15,000.00
Entity Costs	\$20,000.00	\$256.18	\$19,743.82
Other	\$0.00	\$0.00	\$0.00
<b>Total</b>	<b>\$650,000.00</b>	<b>\$256.18</b>	<b>\$649,743.82</b>

## Current Project Expense Summary

### PAY-AS-YOU-GO FUNDED PROJECTS

CLD97A20

Craig Road SD-EI Capitan to Fort Apache

Interlocal Amount \$1,200,000.00

Original Funding Date 07/09/2020

Expiration Date 06/30/2025

Category	ILC Funding Allocation	Amount Spent	Total Remaining
Right of Way	\$0.00	\$0.00	\$0.00
Pre-Design	\$0.00	\$0.00	\$0.00
Design	\$0.00	\$0.00	\$0.00
Construction	\$1,200,000.00	\$400,735.75	\$799,264.25
Const Engineering	\$0.00	\$0.00	\$0.00
Environmental	\$0.00	\$0.00	\$0.00
Entity Costs	\$0.00	\$0.00	\$0.00
Other	\$0.00	\$0.00	\$0.00
<b>Total</b>	<b>\$1,200,000.00</b>	<b>\$400,735.75</b>	<b>\$799,264.25</b>

**ENTITY: Clark County Outlying**

BUN01D11

Windmill Wash DB Exp & Jess Waite Levee Facilities

Interlocal Amount \$1,180,000.00

Original Funding Date 02/10/2011

Expiration Date 06/30/2026

Category	ILC Funding Allocation	Amount Spent	Total Remaining
Right of Way	\$41,000.00	\$40,023.59	\$976.41
Pre-Design	\$0.00	\$0.00	\$0.00
Design	\$956,000.00	\$621,528.12	\$334,471.88
Construction	\$0.00	\$0.00	\$0.00
Const Engineering	\$0.00	\$0.00	\$0.00
Environmental	\$179,000.00	\$176,298.63	\$2,701.37
Entity Costs	\$0.00	\$0.00	\$0.00
Other	\$4,000.00	\$0.00	\$4,000.00
<b>Total</b>	<b>\$1,180,000.00</b>	<b>\$837,850.34</b>	<b>\$342,149.66</b>

GSP01B10

Goodsprings - Phase I

Interlocal Amount \$83,400.00

Original Funding Date 03/11/2010

Expiration Date 06/30/2023

Category	ILC Funding Allocation	Amount Spent	Total Remaining
Right of Way	\$57,500.00	\$50,866.23	\$6,633.77
Pre-Design	\$0.00	\$0.00	\$0.00
Design	\$25,400.00	\$24,876.62	\$523.38
Construction	\$0.00	\$0.00	\$0.00
Const Engineering	\$0.00	\$0.00	\$0.00
Environmental	\$500.00	\$0.00	\$500.00
Entity Costs	\$0.00	\$0.00	\$0.00
Other	\$0.00	\$0.00	\$0.00
<b>Total</b>	<b>\$83,400.00</b>	<b>\$75,742.85</b>	<b>\$7,657.15</b>

## Current Project Expense Summary

### PAY-AS-YOU-GO FUNDED PROJECTS

**LAU02D21**

**Hiko Springs Wash Detention Basin Expansion**

**Interlocal Amount \$620,000.00**

**Original Funding Date 10/14/2021**

**Expiration Date 06/30/2026**

Category	ILC Funding Allocation	Amount Spent	Total Remaining
Right of Way	\$0.00	\$0.00	\$0.00
Pre-Design	\$300,000.00	\$0.00	\$300,000.00
Design	\$300,000.00	\$0.00	\$300,000.00
Construction	\$0.00	\$0.00	\$0.00
Const Engineering	\$0.00	\$0.00	\$0.00
Environmental	\$0.00	\$0.00	\$0.00
Entity Costs	\$20,000.00	\$0.00	\$20,000.00
Other	\$0.00	\$0.00	\$0.00
<b>Total</b>	<b>\$620,000.00</b>	<b>\$0.00</b>	<b>\$620,000.00</b>

**LAU04A08**

**SR 163 at Casino Drive**

**Interlocal Amount \$828,500.00**

**Original Funding Date 10/09/2008**

**Expiration Date 06/30/2026**

Category	ILC Funding Allocation	Amount Spent	Total Remaining
Right of Way	\$11,500.00	\$3,926.29	\$7,573.71
Pre-Design	\$0.00	\$0.00	\$0.00
Design	\$691,500.00	\$449,274.25	\$242,225.75
Construction	\$0.00	\$0.00	\$0.00
Const Engineering	\$0.00	\$0.00	\$0.00
Environmental	\$125,500.00	\$125,459.24	\$40.76
Entity Costs	\$0.00	\$0.00	\$0.00
Other	\$0.00	\$0.00	\$0.00
<b>Total</b>	<b>\$828,500.00</b>	<b>\$578,659.78</b>	<b>\$249,840.22</b>

**MOA03A11**

**Fairgrounds Detention Basin and Outfall**

**Interlocal Amount \$1,231,500.00**

**Original Funding Date 02/10/2011**

**Expiration Date 06/30/2025**

Category	ILC Funding Allocation	Amount Spent	Total Remaining
Right of Way	\$95,000.00	\$64,978.05	\$30,021.95
Pre-Design	\$0.00	\$0.00	\$0.00
Design	\$847,000.00	\$674,373.75	\$172,626.25
Construction	\$0.00	\$0.00	\$0.00
Const Engineering	\$0.00	\$0.00	\$0.00
Environmental	\$172,500.00	\$154,617.86	\$17,882.14
Entity Costs	\$100,000.00	\$59,261.80	\$40,738.20
Other	\$17,000.00	\$11,929.36	\$5,070.64
<b>Total</b>	<b>\$1,231,500.00</b>	<b>\$965,160.82</b>	<b>\$266,339.18</b>



## Current Project Expense Summary

### PAY-AS-YOU-GO FUNDED PROJECTS

SEA02B19

Searchlight West - State Highway 164

Interlocal Amount \$740,500.00

Original Funding Date 10/10/2019

Expiration Date 06/30/2024

Category	ILC Funding Allocation	Amount Spent	Total Remaining
Right of Way	\$5,000.00	\$0.00	\$5,000.00
Pre-Design	\$0.00	\$0.00	\$0.00
Design	\$733,500.00	\$517,200.22	\$216,299.78
Construction	\$0.00	\$0.00	\$0.00
Const Engineering	\$0.00	\$0.00	\$0.00
Environmental	\$2,000.00	\$0.00	\$2,000.00
Entity Costs	\$0.00	\$0.00	\$0.00
Other	\$0.00	\$0.00	\$0.00
<b>Total</b>	<b>\$740,500.00</b>	<b>\$517,200.22</b>	<b>\$223,299.78</b>

ENTITY: COE/Clark County

COEG294

Tropicana & Flamingo Washes

Interlocal Amount \$36,259,348.00

Original Funding Date 01/12/1995

Expiration Date 06/30/2021

Category	ILC Funding Allocation	Amount Spent	Total Remaining
Right of Way	\$26,846,216.04	\$26,518,772.39	\$327,443.65
Pre-Design	\$0.00	\$0.00	\$0.00
Design	\$0.00	\$0.00	\$0.00
Construction	\$0.00	\$0.00	\$0.00
Const Engineering	\$0.00	\$0.00	\$0.00
Environmental	\$0.00	\$0.00	\$0.00
Entity Costs	\$0.00	\$0.00	\$0.00
Other	\$9,413,131.96	\$9,363,742.46	\$49,389.50
<b>Total</b>	<b>\$36,259,348.00</b>	<b>\$35,882,514.85</b>	<b>\$376,833.15</b>

## Current Project Expense Summary

### PAY-AS-YOU-GO FUNDED PROJECTS

**ENTITY: Henderson**

**HEN07F18**

**Whitney Ranch Channel Replacement Project**

**Interlocal Amount \$934,549.00**

**Original Funding Date 08/09/2018**

**Expiration Date 06/30/2023**

Category	ILC Funding Allocation	Amount Spent	Total Remaining
Right of Way	\$54,164.00	\$48,232.75	\$5,931.25
Pre-Design	\$0.00	\$0.00	\$0.00
Design	\$674,750.00	\$564,453.52	\$110,296.48
Construction	\$0.00	\$0.00	\$0.00
Const Engineering	\$0.00	\$0.00	\$0.00
Environmental	\$126,164.00	\$114,163.50	\$12,000.50
Entity Costs	\$0.00	\$0.00	\$0.00
Other	\$79,471.00	\$58,470.63	\$21,000.37
<b>Total</b>	<b>\$934,549.00</b>	<b>\$785,320.40</b>	<b>\$149,228.60</b>

**HEN12K19**

**Pittman - Sunset, Galleria to Foster**

**Interlocal Amount \$605,788.00**

**Original Funding Date 12/12/2019**

**Expiration Date 06/30/2024**

Category	ILC Funding Allocation	Amount Spent	Total Remaining
Right of Way	\$18,424.00	\$3,070.73	\$15,353.27
Pre-Design	\$0.00	\$0.00	\$0.00
Design	\$443,443.00	\$242,643.81	\$200,799.19
Construction	\$0.00	\$0.00	\$0.00
Const Engineering	\$0.00	\$0.00	\$0.00
Environmental	\$14,610.00	\$9,000.00	\$5,610.00
Entity Costs	\$113,659.00	\$40,371.72	\$73,287.28
Other	\$15,652.00	\$0.00	\$15,652.00
<b>Total</b>	<b>\$605,788.00</b>	<b>\$295,086.26</b>	<b>\$310,701.74</b>

**HEN16A01**

**Pittman North Detention Basin & Outfall**

**Interlocal Amount \$2,264,514.00**

**Original Funding Date 07/12/2001**

**Expiration Date 12/31/2022**

Category	ILC Funding Allocation	Amount Spent	Total Remaining
Right of Way	\$108,800.68	\$108,800.68	\$0.00
Pre-Design	\$0.00	\$0.00	\$0.00
Design	\$1,660,619.22	\$1,634,057.15	\$26,562.07
Construction	\$0.00	\$0.00	\$0.00
Const Engineering	\$0.00	\$0.00	\$0.00
Environmental	\$401,827.10	\$401,827.10	\$0.00
Entity Costs	\$0.00	\$0.00	\$0.00
Other	\$93,267.00	\$90,966.32	\$2,300.68
<b>Total</b>	<b>\$2,264,514.00</b>	<b>\$2,235,651.25</b>	<b>\$28,862.75</b>

## Current Project Expense Summary

### PAY-AS-YOU-GO FUNDED PROJECTS

**HEN22B21**

**Anthem Pkwy Chnl-Horizon Ridge to Siena Heights**  
**Interlocal Amount \$124,303.00**

**Original Funding Date 06/10/2021**  
**Expiration Date 12/31/2023**

Category	ILC Funding Allocation	Amount Spent	Total Remaining
Right of Way	\$14,303.00	\$0.00	\$14,303.00
Pre-Design	\$0.00	\$0.00	\$0.00
Design	\$60,000.00	\$4,006.08	\$55,993.92
Construction	\$0.00	\$0.00	\$0.00
Const Engineering	\$0.00	\$0.00	\$0.00
Environmental	\$10,000.00	\$0.00	\$10,000.00
Entity Costs	\$30,000.00	\$0.00	\$30,000.00
Other	\$10,000.00	\$0.00	\$10,000.00
<b>Total</b>	<b>\$124,303.00</b>	<b>\$4,006.08</b>	<b>\$120,296.92</b>

**HLD06B19**

**Chickasaw Storm Drain**  
**Interlocal Amount \$1,999,964.00**

**Original Funding Date 07/11/2019**  
**Expiration Date 06/30/2023**

Category	ILC Funding Allocation	Amount Spent	Total Remaining
Right of Way	\$0.00	\$0.00	\$0.00
Pre-Design	\$0.00	\$0.00	\$0.00
Design	\$0.00	\$0.00	\$0.00
Construction	\$1,999,964.00	\$0.00	\$1,999,964.00
Const Engineering	\$0.00	\$0.00	\$0.00
Environmental	\$0.00	\$0.00	\$0.00
Entity Costs	\$0.00	\$0.00	\$0.00
Other	\$0.00	\$0.00	\$0.00
<b>Total</b>	<b>\$1,999,964.00</b>	<b>\$0.00</b>	<b>\$1,999,964.00</b>

**ENTITY: Las Vegas**

**LAS05L20**

**Meadows-Charleston SD, Essex to Lindell**  
**Interlocal Amount \$817,308.00**

**Original Funding Date 07/09/2020**  
**Expiration Date 06/30/2023**

Category	ILC Funding Allocation	Amount Spent	Total Remaining
Right of Way	\$2,000.00	\$0.00	\$2,000.00
Pre-Design	\$0.00	\$0.00	\$0.00
Design	\$713,308.00	\$383,914.20	\$329,393.80
Construction	\$0.00	\$0.00	\$0.00
Const Engineering	\$0.00	\$0.00	\$0.00
Environmental	\$2,000.00	\$0.00	\$2,000.00
Entity Costs	\$100,000.00	\$60,933.71	\$39,066.29
Other	\$0.00	\$0.00	\$0.00
<b>Total</b>	<b>\$817,308.00</b>	<b>\$444,847.91</b>	<b>\$372,460.09</b>

## Current Project Expense Summary

### PAY-AS-YOU-GO FUNDED PROJECTS

**LAS05M20**

**Meadows Detention Basin Upgrade**

**Interlocal Amount \$154,000.00**

**Original Funding Date 07/09/2020**

**Expiration Date 06/30/2023**

Category	ILC Funding Allocation	Amount Spent	Total Remaining
Right of Way	\$2,000.00	\$0.00	\$2,000.00
Pre-Design	\$0.00	\$0.00	\$0.00
Design	\$130,000.00	\$0.00	\$130,000.00
Construction	\$0.00	\$0.00	\$0.00
Const Engineering	\$0.00	\$0.00	\$0.00
Environmental	\$2,000.00	\$0.00	\$2,000.00
Entity Costs	\$20,000.00	\$44.99	\$19,955.01
Other	\$0.00	\$0.00	\$0.00
<b>Total</b>	<b>\$154,000.00</b>	<b>\$44.99</b>	<b>\$153,955.01</b>

**LAS19E20**

**Owens Ave System-Vegas SD, Shadow Mtn to Jones**

**Interlocal Amount \$854,000.00**

**Original Funding Date 07/09/2020**

**Expiration Date 06/30/2023**

Category	ILC Funding Allocation	Amount Spent	Total Remaining
Right of Way	\$2,000.00	\$0.00	\$2,000.00
Pre-Design	\$0.00	\$0.00	\$0.00
Design	\$750,000.00	\$75,124.26	\$674,875.74
Construction	\$0.00	\$0.00	\$0.00
Const Engineering	\$0.00	\$0.00	\$0.00
Environmental	\$2,000.00	\$0.00	\$2,000.00
Entity Costs	\$100,000.00	\$9,624.11	\$90,375.89
Other	\$0.00	\$0.00	\$0.00
<b>Total</b>	<b>\$854,000.00</b>	<b>\$84,748.37</b>	<b>\$769,251.63</b>

**LAS22U19**

**Brent Drainage System-Durango to OHare Ave**

**Interlocal Amount \$1,100,000.00**

**Original Funding Date 07/11/2019**

**Expiration Date 06/30/2022**

Category	ILC Funding Allocation	Amount Spent	Total Remaining
Right of Way	\$2,000.00	\$0.00	\$2,000.00
Pre-Design	\$0.00	\$0.00	\$0.00
Design	\$1,096,000.00	\$322,861.00	\$773,139.00
Construction	\$0.00	\$0.00	\$0.00
Const Engineering	\$0.00	\$0.00	\$0.00
Environmental	\$2,000.00	\$0.00	\$2,000.00
Entity Costs	\$0.00	\$0.00	\$0.00
Other	\$0.00	\$0.00	\$0.00
<b>Total</b>	<b>\$1,100,000.00</b>	<b>\$322,861.00</b>	<b>\$777,139.00</b>

## Current Project Expense Summary

### PAY-AS-YOU-GO FUNDED PROJECTS

**LAS23F14**

**Centennial Parkway Channel West-CC215, Pioneer Way to US95**

**Interlocal Amount \$13,259,884.00**

**Original Funding Date 11/13/2014**

**Expiration Date 06/30/2023**

Category	ILC Funding Allocation	Amount Spent	Total Remaining
Right of Way	\$0.00	\$0.00	\$0.00
Pre-Design	\$0.00	\$0.00	\$0.00
Design	\$0.00	\$0.00	\$0.00
Construction	\$12,702,818.00	\$12,552,817.62	\$150,000.38
Const Engineering	\$557,066.00	\$57,065.13	\$500,000.87
Environmental	\$0.00	\$0.00	\$0.00
Entity Costs	\$0.00	\$0.00	\$0.00
Other	\$0.00	\$0.00	\$0.00
<b>Total</b>	<b>\$13,259,884.00</b>	<b>\$12,609,882.75</b>	<b>\$650,001.25</b>

**LAS23H15**

**Centennial Parkway Channel West-US95, Durango to Grand Teton**

**Interlocal Amount \$985,231.00**

**Original Funding Date 07/09/2015**

**Expiration Date 06/30/2023**

Category	ILC Funding Allocation	Amount Spent	Total Remaining
Right of Way	\$2,000.00	\$0.00	\$2,000.00
Pre-Design	\$0.00	\$0.00	\$0.00
Design	\$981,231.00	\$567,853.85	\$413,377.15
Construction	\$0.00	\$0.00	\$0.00
Const Engineering	\$0.00	\$0.00	\$0.00
Environmental	\$2,000.00	\$0.00	\$2,000.00
Entity Costs	\$0.00	\$0.00	\$0.00
Other	\$0.00	\$0.00	\$0.00
<b>Total</b>	<b>\$985,231.00</b>	<b>\$567,853.85</b>	<b>\$417,377.15</b>

**LAS23I17**

**Cent Pkwy Chnl West-US95, CC215 to Grand Teton, Kyle Cyn**

**Interlocal Amount \$24,085,206.70**

**Original Funding Date 03/09/2017**

**Expiration Date 06/30/2022**

Category	ILC Funding Allocation	Amount Spent	Total Remaining
Right of Way	\$0.00	\$0.00	\$0.00
Pre-Design	\$0.00	\$0.00	\$0.00
Design	\$0.00	\$0.00	\$0.00
Construction	\$22,165,480.87	\$22,115,480.87	\$50,000.00
Const Engineering	\$1,899,725.83	\$1,874,725.83	\$25,000.00
Environmental	\$0.00	\$0.00	\$0.00
Entity Costs	\$20,000.00	\$0.00	\$20,000.00
Other	\$0.00	\$0.00	\$0.00
<b>Total</b>	<b>\$24,085,206.70</b>	<b>\$23,990,206.70</b>	<b>\$95,000.00</b>

## Current Project Expense Summary

### PAY-AS-YOU-GO FUNDED PROJECTS

**LAS23J21**

**Centennial Pkwy Channel West-Farm Rd, Oso Blanca to TeePee**

**Interlocal Amount \$953,903.00**

**Original Funding Date 05/20/2021**

**Expiration Date 05/30/2024**

Category	ILC Funding Allocation	Amount Spent	Total Remaining
Right of Way	\$2,000.00	\$0.00	\$2,000.00
Pre-Design	\$0.00	\$0.00	\$0.00
Design	\$799,903.00	\$0.00	\$799,903.00
Construction	\$0.00	\$0.00	\$0.00
Const Engineering	\$0.00	\$0.00	\$0.00
Environmental	\$2,000.00	\$0.00	\$2,000.00
Entity Costs	\$150,000.00	\$727.66	\$149,272.34
Other	\$0.00	\$0.00	\$0.00
<b>Total</b>	<b>\$953,903.00</b>	<b>\$727.66</b>	<b>\$953,175.34</b>

**LAS24L17**

**Gowan North - El Capitan Branch, Ann Road to Centennial Parkway**

**Interlocal Amount \$861,670.00**

**Original Funding Date 08/10/2017**

**Expiration Date 06/30/2024**

Category	ILC Funding Allocation	Amount Spent	Total Remaining
Right of Way	\$2,000.00	\$0.00	\$2,000.00
Pre-Design	\$0.00	\$0.00	\$0.00
Design	\$757,670.00	\$641,264.77	\$116,405.23
Construction	\$0.00	\$0.00	\$0.00
Const Engineering	\$0.00	\$0.00	\$0.00
Environmental	\$2,000.00	\$0.00	\$2,000.00
Entity Costs	\$100,000.00	\$30,310.02	\$69,689.98
Other	\$0.00	\$0.00	\$0.00
<b>Total</b>	<b>\$861,670.00</b>	<b>\$671,574.79</b>	<b>\$190,095.21</b>

**LAS25C20**

**Las Vegas Wash-Stewart, Las Vegas Wash to Lamb Blvd.**

**Interlocal Amount \$2,323,190.00**

**Original Funding Date 09/10/2020**

**Expiration Date 09/30/2023**

Category	ILC Funding Allocation	Amount Spent	Total Remaining
Right of Way	\$650,000.00	\$0.00	\$650,000.00
Pre-Design	\$0.00	\$0.00	\$0.00
Design	\$1,491,190.00	\$155,727.39	\$1,335,462.61
Construction	\$0.00	\$0.00	\$0.00
Const Engineering	\$0.00	\$0.00	\$0.00
Environmental	\$2,000.00	\$0.00	\$2,000.00
Entity Costs	\$180,000.00	\$6,072.21	\$173,927.79
Other	\$0.00	\$0.00	\$0.00
<b>Total</b>	<b>\$2,323,190.00</b>	<b>\$161,799.60</b>	<b>\$2,161,390.40</b>

## Current Project Expense Summary

### PAY-AS-YOU-GO FUNDED PROJECTS

**LAS28C12**

**Las Vegas Wash - Sloan Channel to Cedar Avenue**  
**Interlocal Amount \$110,000.00**

**Original Funding Date 06/14/2012**  
**Expiration Date 06/30/2022**

Category	ILC Funding Allocation	Amount Spent	Total Remaining
Right of Way	\$0.00	\$0.00	\$0.00
Pre-Design	\$0.00	\$0.00	\$0.00
Design	\$110,000.00	\$88,302.56	\$21,697.44
Construction	\$0.00	\$0.00	\$0.00
Const Engineering	\$0.00	\$0.00	\$0.00
Environmental	\$0.00	\$0.00	\$0.00
Entity Costs	\$0.00	\$0.00	\$0.00
Other	\$0.00	\$0.00	\$0.00
<b>Total</b>	<b>\$110,000.00</b>	<b>\$88,302.56</b>	<b>\$21,697.44</b>

**LAS29C16**

**Flamingo-Maryland-Bldr, Maryland Pky Sys**  
**Interlocal Amount \$2,888,829.00**

**Original Funding Date 09/08/2016**  
**Expiration Date 06/30/2024**

Category	ILC Funding Allocation	Amount Spent	Total Remaining
Right of Way	\$400.00	\$0.00	\$400.00
Pre-Design	\$0.00	\$0.00	\$0.00
Design	\$2,790,475.00	\$2,717,231.54	\$73,243.46
Construction	\$0.00	\$0.00	\$0.00
Const Engineering	\$0.00	\$0.00	\$0.00
Environmental	\$6,000.00	\$0.00	\$6,000.00
Entity Costs	\$91,954.00	\$57,035.95	\$34,918.05
Other	\$0.00	\$0.00	\$0.00
<b>Total</b>	<b>\$2,888,829.00</b>	<b>\$2,774,267.49</b>	<b>\$114,561.51</b>

**LAS29D17**

**Flamingo-Boulder Hwy North, Charleston, Main to Maryland**  
**Interlocal Amount \$1,529,674.00**

**Original Funding Date 08/10/2017**  
**Expiration Date 06/30/2023**

Category	ILC Funding Allocation	Amount Spent	Total Remaining
Right of Way	\$2,000.00	\$0.00	\$2,000.00
Pre-Design	\$0.00	\$0.00	\$0.00
Design	\$1,200,674.00	\$659,015.40	\$541,658.60
Construction	\$0.00	\$0.00	\$0.00
Const Engineering	\$0.00	\$0.00	\$0.00
Environmental	\$2,000.00	\$0.00	\$2,000.00
Entity Costs	\$325,000.00	\$12,884.86	\$312,115.14
Other	\$0.00	\$0.00	\$0.00
<b>Total</b>	<b>\$1,529,674.00</b>	<b>\$671,900.26</b>	<b>\$857,773.74</b>

## Current Project Expense Summary

### PAY-AS-YOU-GO FUNDED PROJECTS

**LAS29E18**

**Flamingo - Boulder Hwy North - Boulder Hwy, Sahara to Charleston**

**Interlocal Amount \$30,664,139.00**

**Original Funding Date 10/11/2018**

**Expiration Date 06/30/2022**

Category	ILC Funding Allocation	Amount Spent	Total Remaining
Right of Way	\$0.00	\$0.00	\$0.00
Pre-Design	\$0.00	\$0.00	\$0.00
Design	\$0.00	\$0.00	\$0.00
Construction	\$28,829,533.00	\$25,995,049.27	\$2,834,483.73
Const Engineering	\$1,834,606.00	\$691,710.73	\$1,142,895.27
Environmental	\$0.00	\$0.00	\$0.00
Entity Costs	\$0.00	\$0.00	\$0.00
Other	\$0.00	\$0.00	\$0.00
<b>Total</b>	<b>\$30,664,139.00</b>	<b>\$26,686,760.00</b>	<b>\$3,977,379.00</b>

**LAS29F20**

**Flamingo-Boulder Hwy N Charleston-Maryland Pkwy System**

**Interlocal Amount \$44,039,173.00**

**Original Funding Date 05/21/2020**

**Expiration Date 01/31/2023**

Category	ILC Funding Allocation	Amount Spent	Total Remaining
Right of Way	\$0.00	\$0.00	\$0.00
Pre-Design	\$0.00	\$0.00	\$0.00
Design	\$0.00	\$0.00	\$0.00
Construction	\$41,000,000.00	\$113.36	\$40,999,886.64
Const Engineering	\$1,752,160.00	\$9,604.74	\$1,742,555.26
Environmental	\$0.00	\$0.00	\$0.00
Entity Costs	\$1,287,013.00	\$55,287.75	\$1,231,725.25
Other	\$0.00	\$0.00	\$0.00
<b>Total</b>	<b>\$44,039,173.00</b>	<b>\$65,005.85</b>	<b>\$43,974,167.15</b>

**LAS30A13**

**Gowan-Alexander Rd., Rancho Drive to Decatur Boulevard**

**Interlocal Amount \$711,938.00**

**Original Funding Date 07/11/2013**

**Expiration Date 06/30/2022**

Category	ILC Funding Allocation	Amount Spent	Total Remaining
Right of Way	\$3,000.00	\$0.00	\$3,000.00
Pre-Design	\$0.00	\$0.00	\$0.00
Design	\$706,938.00	\$489,729.20	\$217,208.80
Construction	\$0.00	\$0.00	\$0.00
Const Engineering	\$0.00	\$0.00	\$0.00
Environmental	\$2,000.00	\$0.00	\$2,000.00
Entity Costs	\$0.00	\$0.00	\$0.00
Other	\$0.00	\$0.00	\$0.00
<b>Total</b>	<b>\$711,938.00</b>	<b>\$489,729.20</b>	<b>\$222,208.80</b>



## Current Project Expense Summary

### PAY-AS-YOU-GO FUNDED PROJECTS

**LAS31A17**

**LVW-Moccasin, Skye Canyon Park to Upper LVW**  
**Interlocal Amount \$120,000.00**

**Original Funding Date 12/14/2017**  
**Expiration Date 06/30/2023**

Category	ILC Funding Allocation	Amount Spent	Total Remaining
Right of Way	\$0.00	\$0.00	\$0.00
Pre-Design	\$0.00	\$0.00	\$0.00
Design	\$60,000.00	\$56,856.69	\$3,143.31
Construction	\$0.00	\$0.00	\$0.00
Const Engineering	\$0.00	\$0.00	\$0.00
Environmental	\$0.00	\$0.00	\$0.00
Entity Costs	\$60,000.00	\$32,034.04	\$27,965.96
Other	\$0.00	\$0.00	\$0.00
<b>Total</b>	<b>\$120,000.00</b>	<b>\$88,890.73</b>	<b>\$31,109.27</b>

**LAS31B18**

**LVW - Moccasin, Skye Canyon Park to Upper LVW**  
**Interlocal Amount \$17,996,057.00**

**Original Funding Date 11/08/2018**  
**Expiration Date 01/31/2023**

Category	ILC Funding Allocation	Amount Spent	Total Remaining
Right of Way	\$0.00	\$0.00	\$0.00
Pre-Design	\$0.00	\$0.00	\$0.00
Design	\$0.00	\$0.00	\$0.00
Construction	\$16,989,000.00	\$15,599,736.70	\$1,389,263.30
Const Engineering	\$1,007,057.00	\$448,313.87	\$558,743.13
Environmental	\$0.00	\$0.00	\$0.00
Entity Costs	\$0.00	\$0.00	\$0.00
Other	\$0.00	\$0.00	\$0.00
<b>Total</b>	<b>\$17,996,057.00</b>	<b>\$16,048,050.57</b>	<b>\$1,948,006.43</b>

**LAS32A21**

**LVW - Iron Mountain, Bradley to Decatur**  
**Interlocal Amount \$302,000.00**

**Original Funding Date 05/20/2021**  
**Expiration Date 05/30/2024**

Category	ILC Funding Allocation	Amount Spent	Total Remaining
Right of Way	\$2,000.00	\$0.00	\$2,000.00
Pre-Design	\$0.00	\$0.00	\$0.00
Design	\$248,000.00	\$0.00	\$248,000.00
Construction	\$0.00	\$0.00	\$0.00
Const Engineering	\$0.00	\$0.00	\$0.00
Environmental	\$2,000.00	\$0.00	\$2,000.00
Entity Costs	\$50,000.00	\$2,141.84	\$47,858.16
Other	\$0.00	\$0.00	\$0.00
<b>Total</b>	<b>\$302,000.00</b>	<b>\$2,141.84</b>	<b>\$299,858.16</b>

## Current Project Expense Summary

### PAY-AS-YOU-GO FUNDED PROJECTS

LLD19A18

Luning Drive Storm Drain

Interlocal Amount \$1,201,965.00

Original Funding Date 07/12/2018

Expiration Date 06/30/2023

Category	ILC Funding Allocation	Amount Spent	Total Remaining
Right of Way	\$0.00	\$0.00	\$0.00
Pre-Design	\$0.00	\$0.00	\$0.00
Design	\$0.00	\$0.00	\$0.00
Construction	\$1,201,965.00	\$537,860.98	\$664,104.02
Const Engineering	\$0.00	\$0.00	\$0.00
Environmental	\$0.00	\$0.00	\$0.00
Entity Costs	\$0.00	\$0.00	\$0.00
Other	\$0.00	\$0.00	\$0.00
<b>Total</b>	<b>\$1,201,965.00</b>	<b>\$537,860.98</b>	<b>\$664,104.02</b>

**ENTITY: Mesquite**

MES01E17

Town Wash-Mesa Boulevard, El Dorado to Town Wash

Interlocal Amount \$612,341.75

Original Funding Date 09/14/2017

Expiration Date 06/30/2023

Category	ILC Funding Allocation	Amount Spent	Total Remaining
Right of Way	\$32,600.00	\$0.00	\$32,600.00
Pre-Design	\$0.00	\$0.00	\$0.00
Design	\$493,768.00	\$417,000.00	\$76,768.00
Construction	\$0.00	\$0.00	\$0.00
Const Engineering	\$0.00	\$0.00	\$0.00
Environmental	\$85,973.75	\$68,868.75	\$17,105.00
Entity Costs	\$0.00	\$0.00	\$0.00
Other	\$0.00	\$0.00	\$0.00
<b>Total</b>	<b>\$612,341.75</b>	<b>\$485,868.75</b>	<b>\$126,473.00</b>

## Current Project Expense Summary

### PAY-AS-YOU-GO FUNDED PROJECTS

MES04A15

Virgin River Flood Wall

Interlocal Amount \$1,433,903.00

Original Funding Date 11/12/2015

Expiration Date 07/30/2023

Category	ILC Funding Allocation	Amount Spent	Total Remaining
Right of Way	\$18,680.00	\$0.00	\$18,680.00
Pre-Design	\$208,278.00	\$207,278.00	\$1,000.00
Design	\$886,060.00	\$557,446.86	\$328,613.14
Construction	\$0.00	\$0.00	\$0.00
Const Engineering	\$0.00	\$0.00	\$0.00
Environmental	\$157,630.00	\$0.00	\$157,630.00
Entity Costs	\$0.00	\$0.00	\$0.00
Other	\$163,255.00	\$0.00	\$163,255.00
<b>Total</b>	<b>\$1,433,903.00</b>	<b>\$764,724.86</b>	<b>\$669,178.14</b>

**ENTITY: North Las Vegas**

NLV03E13

Hollywood System, Dunes South DB to Centennial  
Parkway

Interlocal Amount \$2,706,972.00

Original Funding Date 10/10/2013

Expiration Date 12/31/2022

Category	ILC Funding Allocation	Amount Spent	Total Remaining
Right of Way	\$656,972.00	\$58,432.79	\$598,539.21
Pre-Design	\$0.00	\$0.00	\$0.00
Design	\$2,040,000.00	\$1,992,992.03	\$47,007.97
Construction	\$0.00	\$0.00	\$0.00
Const Engineering	\$0.00	\$0.00	\$0.00
Environmental	\$10,000.00	\$0.00	\$10,000.00
Entity Costs	\$0.00	\$0.00	\$0.00
Other	\$0.00	\$0.00	\$0.00
<b>Total</b>	<b>\$2,706,972.00</b>	<b>\$2,051,424.82</b>	<b>\$655,547.18</b>

## Current Project Expense Summary

### PAY-AS-YOU-GO FUNDED PROJECTS

NLV03G17

Hollywood System, Centennial Pkwy-Speedway #2 DB  
Interlocal Amount \$1,586,850.00

Original Funding Date 03/09/2017  
Expiration Date 06/30/2022

Category	ILC Funding Allocation	Amount Spent	Total Remaining
Right of Way	\$507,125.00	\$30,867.10	\$476,257.90
Pre-Design	\$0.00	\$0.00	\$0.00
Design	\$1,069,725.00	\$1,007,017.81	\$62,707.19
Construction	\$0.00	\$0.00	\$0.00
Const Engineering	\$0.00	\$0.00	\$0.00
Environmental	\$10,000.00	\$0.00	\$10,000.00
Entity Costs	\$0.00	\$0.00	\$0.00
Other	\$0.00	\$0.00	\$0.00
<b>Total</b>	<b>\$1,586,850.00</b>	<b>\$1,037,884.91</b>	<b>\$548,965.09</b>

NLV03I18

Range Wash - Ann Branch, Phase I  
Interlocal Amount \$2,668,000.00

Original Funding Date 02/08/2018  
Expiration Date 12/31/2021

Category	ILC Funding Allocation	Amount Spent	Total Remaining
Right of Way	\$0.00	\$0.00	\$0.00
Pre-Design	\$0.00	\$0.00	\$0.00
Design	\$0.00	\$0.00	\$0.00
Construction	\$2,470,000.00	\$2,466,647.80	\$3,352.20
Const Engineering	\$198,000.00	\$196,239.15	\$1,760.85
Environmental	\$0.00	\$0.00	\$0.00
Entity Costs	\$0.00	\$0.00	\$0.00
Other	\$0.00	\$0.00	\$0.00
<b>Total</b>	<b>\$2,668,000.00</b>	<b>\$2,662,886.95</b>	<b>\$5,113.05</b>

NLV04K17

Gowan Outfall, Alexander Rd - Decatur to Simmons Street  
Interlocal Amount \$1,931,156.00

Original Funding Date 02/09/2017  
Expiration Date 06/30/2022

Category	ILC Funding Allocation	Amount Spent	Total Remaining
Right of Way	\$0.00	\$0.00	\$0.00
Pre-Design	\$0.00	\$0.00	\$0.00
Design	\$1,921,156.00	\$1,587,733.29	\$333,422.71
Construction	\$0.00	\$0.00	\$0.00
Const Engineering	\$0.00	\$0.00	\$0.00
Environmental	\$10,000.00	\$0.00	\$10,000.00
Entity Costs	\$0.00	\$0.00	\$0.00
Other	\$0.00	\$0.00	\$0.00
<b>Total</b>	<b>\$1,931,156.00</b>	<b>\$1,587,733.29</b>	<b>\$343,422.71</b>

## Current Project Expense Summary

### PAY-AS-YOU-GO FUNDED PROJECTS

NLV09E11

Vandenberg North Detention Basin & Outfall

Interlocal Amount \$1,534,770.00

Original Funding Date 04/14/2011

Expiration Date 06/30/2022

Category	ILC Funding Allocation	Amount Spent	Total Remaining
Right of Way	\$64,673.77	\$56,022.24	\$8,651.53
Pre-Design	\$123,326.23	\$123,326.23	\$0.00
Design	\$1,220,000.00	\$1,177,190.16	\$42,809.84
Construction	\$0.00	\$0.00	\$0.00
Const Engineering	\$0.00	\$0.00	\$0.00
Environmental	\$126,770.00	\$121,770.00	\$5,000.00
Entity Costs	\$0.00	\$0.00	\$0.00
Other	\$0.00	\$0.00	\$0.00
Total	\$1,534,770.00	\$1,478,308.63	\$56,461.37

NLV09I13

Beltway Detention Basin and Channel

Interlocal Amount \$1,554,000.00

Original Funding Date 10/10/2013

Expiration Date 06/30/2023

Category	ILC Funding Allocation	Amount Spent	Total Remaining
Right of Way	\$400,000.00	\$367,790.92	\$32,209.08
Pre-Design	\$0.00	\$0.00	\$0.00
Design	\$1,079,000.00	\$1,049,512.25	\$29,487.75
Construction	\$0.00	\$0.00	\$0.00
Const Engineering	\$0.00	\$0.00	\$0.00
Environmental	\$10,000.00	\$1,185.69	\$8,814.31
Entity Costs	\$65,000.00	\$29,347.00	\$35,653.00
Other	\$0.00	\$0.00	\$0.00
Total	\$1,554,000.00	\$1,447,835.86	\$106,164.14

NLV10L19

Las Vegas Wash Cartier Channel

Interlocal Amount \$698,289.00

Original Funding Date 10/10/2019

Expiration Date 06/30/2025

Category	ILC Funding Allocation	Amount Spent	Total Remaining
Right of Way	\$20,000.00	\$4,550.00	\$15,450.00
Pre-Design	\$0.00	\$0.00	\$0.00
Design	\$676,289.00	\$282,362.68	\$393,926.32
Construction	\$0.00	\$0.00	\$0.00
Const Engineering	\$0.00	\$0.00	\$0.00
Environmental	\$2,000.00	\$0.00	\$2,000.00
Entity Costs	\$0.00	\$0.00	\$0.00
Other	\$0.00	\$0.00	\$0.00
Total	\$698,289.00	\$286,912.68	\$411,376.32

## Current Project Expense Summary

### PAY-AS-YOU-GO FUNDED PROJECTS

NLV10M21

Lake Mead SD, LVW to Civic Center  
Interlocal Amount \$1,070,020.00

Original Funding Date 03/11/2021  
Expiration Date 12/31/2026

Category	ILC Funding Allocation	Amount Spent	Total Remaining
Right of Way	\$50,000.00	\$0.00	\$50,000.00
Pre-Design	\$0.00	\$0.00	\$0.00
Design	\$930,020.00	\$0.00	\$930,020.00
Construction	\$0.00	\$0.00	\$0.00
Const Engineering	\$0.00	\$0.00	\$0.00
Environmental	\$0.00	\$0.00	\$0.00
Entity Costs	\$90,000.00	\$11,420.25	\$78,579.75
Other	\$0.00	\$0.00	\$0.00
<b>Total</b>	<b>\$1,070,020.00</b>	<b>\$11,420.25</b>	<b>\$1,058,599.75</b>

NLV19A19

Carey-Lake Mead DB Outfall Modification  
Interlocal Amount \$115,000.00

Original Funding Date 10/10/2019  
Expiration Date 06/30/2025

Category	ILC Funding Allocation	Amount Spent	Total Remaining
Right of Way	\$0.00	\$0.00	\$0.00
Pre-Design	\$20,000.00	\$5,354.33	\$14,645.67
Design	\$75,000.00	\$0.00	\$75,000.00
Construction	\$0.00	\$0.00	\$0.00
Const Engineering	\$0.00	\$0.00	\$0.00
Environmental	\$0.00	\$0.00	\$0.00
Entity Costs	\$20,000.00	\$7,938.03	\$12,061.97
Other	\$0.00	\$0.00	\$0.00
<b>Total</b>	<b>\$115,000.00</b>	<b>\$13,292.36</b>	<b>\$101,707.64</b>

### Pay-As-You-Go Totals

Category	ILC Funding Allocation	Amount Spent	Total Remaining
Right of Way	\$35,115,988.49	\$28,567,783.82	\$6,548,204.67
Pre-Design	\$651,604.23	\$335,958.56	\$315,645.67
Design	\$48,169,505.22	\$29,902,624.40	\$18,266,880.82
Construction	\$145,243,345.87	\$89,501,071.43	\$55,742,274.44
Const Engineering	\$8,690,447.83	\$3,919,025.99	\$4,771,421.84
Environmental	\$2,274,574.85	\$1,568,826.38	\$705,748.47
Entity Costs	\$3,760,989.00	\$527,783.31	\$3,233,205.69
Other	\$10,784,441.96	\$10,099,212.86	\$685,229.10
<b>Total</b>	<b>\$254,690,897.45</b>	<b>\$164,422,286.75</b>	<b>\$90,268,610.70</b>
Construction Projects = 15      Design / Other Projects = 52			

## Current Project Expense Summary

### BOND FUNDED PROJECTS

**ENTITY: Boulder City**

**BOU01E19**

**Hemenway System, Phase IIB Improvements**

**Interlocal Amount \$5,202,802.00**

**Original Funding Date 11/14/2019**

**Expiration Date 06/30/2022**

Category	ILC Funding Allocation	Amount Spent	Total Remaining
Right of Way	\$0.00	\$0.00	\$0.00
Pre-Design	\$0.00	\$0.00	\$0.00
Design	\$0.00	\$0.00	\$0.00
Construction	\$4,649,236.00	\$651,128.14	\$3,998,107.86
Const Engineering	\$530,566.00	\$292,576.25	\$237,989.75
Environmental	\$0.00	\$0.00	\$0.00
Entity Costs	\$23,000.00	\$7,748.08	\$15,251.92
Other	\$0.00	\$0.00	\$0.00
<b>Total</b>	<b>\$5,202,802.00</b>	<b>\$951,452.47</b>	<b>\$4,251,349.53</b>

**ENTITY: Clark County**

**CLA15E13**

**LVW-Sloan to Stewart-Flam Wash below Nellis**

**Interlocal Amount \$84,184,000.00**

**Original Funding Date 10/10/2013**

**Expiration Date 06/30/2023**

Category	ILC Funding Allocation	Amount Spent	Total Remaining
Right of Way	\$0.00	\$0.00	\$0.00
Pre-Design	\$0.00	\$0.00	\$0.00
Design	\$0.00	\$0.00	\$0.00
Construction	\$74,685,794.80	\$74,685,126.87	\$667.93
Const Engineering	\$6,840,205.20	\$6,840,205.20	\$0.00
Environmental	\$0.00	\$0.00	\$0.00
Entity Costs	\$250,000.00	\$239,161.81	\$10,838.19
Other	\$2,408,000.00	\$1,424,351.88	\$983,648.12
<b>Total</b>	<b>\$84,184,000.00</b>	<b>\$83,188,845.76</b>	<b>\$995,154.24</b>

## Current Project Expense Summary

### BOND FUNDED PROJECTS

**CLA38B20**

**Silverado Ranch DB, Collection & Outfall**

**Interlocal Amount \$26,000,000.00**

**Original Funding Date 03/12/2020**

**Expiration Date 06/30/2023**

Category	ILC Funding Allocation	Amount Spent	Total Remaining
Right of Way	\$0.00	\$0.00	\$0.00
Pre-Design	\$0.00	\$0.00	\$0.00
Design	\$0.00	\$0.00	\$0.00
Construction	\$23,120,745.00	\$656,794.79	\$22,463,950.21
Const Engineering	\$2,379,255.00	\$230,984.30	\$2,148,270.70
Environmental	\$0.00	\$0.00	\$0.00
Entity Costs	\$500,000.00	\$0.00	\$500,000.00
Other	\$0.00	\$0.00	\$0.00
<b>Total</b>	<b>\$26,000,000.00</b>	<b>\$887,779.09</b>	<b>\$25,112,220.91</b>

### ENTITY: Clark County Outlying

**LAU04B17**

**SR 163 at Casino Drive**

**Interlocal Amount \$2,250,000.00**

**Original Funding Date 07/13/2017**

**Expiration Date 06/30/2022**

Category	ILC Funding Allocation	Amount Spent	Total Remaining
Right of Way	\$0.00	\$0.00	\$0.00
Pre-Design	\$0.00	\$0.00	\$0.00
Design	\$0.00	\$0.00	\$0.00
Construction	\$2,065,000.00	\$1,743,541.36	\$321,458.64
Const Engineering	\$185,000.00	\$176,840.81	\$8,159.19
Environmental	\$0.00	\$0.00	\$0.00
Entity Costs	\$0.00	\$0.00	\$0.00
Other	\$0.00	\$0.00	\$0.00
<b>Total</b>	<b>\$2,250,000.00</b>	<b>\$1,920,382.17</b>	<b>\$329,617.83</b>



## Current Project Expense Summary

### BOND FUNDED PROJECTS

**MOA03B21**

**Fairgrounds DB and Outfall**

**Interlocal Amount \$13,796,500.00**

**Original Funding Date 06/10/2021**

**Expiration Date 06/30/2026**

Category	ILC Funding Allocation	Amount Spent	Total Remaining
Right of Way	\$0.00	\$0.00	\$0.00
Pre-Design	\$0.00	\$0.00	\$0.00
Design	\$0.00	\$0.00	\$0.00
Construction	\$12,315,000.00	\$0.00	\$12,315,000.00
Const Engineering	\$1,231,500.00	\$0.00	\$1,231,500.00
Environmental	\$0.00	\$0.00	\$0.00
Entity Costs	\$250,000.00	\$0.00	\$250,000.00
Other	\$0.00	\$0.00	\$0.00
<b>Total</b>	<b>\$13,796,500.00</b>	<b>\$0.00</b>	<b>\$13,796,500.00</b>

**ENTITY: Henderson**

**HEN07G20**

**Whitney Ranch Channel Replacement**

**Interlocal Amount \$19,273,227.00**

**Original Funding Date 11/12/2020**

**Expiration Date 12/31/2023**

Category	ILC Funding Allocation	Amount Spent	Total Remaining
Right of Way	\$0.00	\$0.00	\$0.00
Pre-Design	\$0.00	\$0.00	\$0.00
Design	\$0.00	\$0.00	\$0.00
Construction	\$18,773,227.00	\$458.94	\$18,772,768.06
Const Engineering	\$500,000.00	\$0.00	\$500,000.00
Environmental	\$0.00	\$0.00	\$0.00
Entity Costs	\$0.00	\$0.00	\$0.00
Other	\$0.00	\$0.00	\$0.00
<b>Total</b>	<b>\$19,273,227.00</b>	<b>\$458.94</b>	<b>\$19,272,768.06</b>

## Current Project Expense Summary

### BOND FUNDED PROJECTS

**ENTITY: Las Vegas**

**LAS24N21**

**Gowan North-El Capitan, Ann Rd to Centennial Pkwy**  
**Interlocal Amount \$10,042,401.00**

**Original Funding Date 10/14/2021**  
**Expiration Date 06/30/2024**

Category	ILC Funding Allocation	Amount Spent	Total Remaining
Right of Way	\$0.00	\$0.00	\$0.00
Pre-Design	\$0.00	\$0.00	\$0.00
Design	\$0.00	\$0.00	\$0.00
Construction	\$9,282,891.00	\$0.00	\$9,282,891.00
Const Engineering	\$590,730.00	\$0.00	\$590,730.00
Environmental	\$0.00	\$0.00	\$0.00
Entity Costs	\$168,780.00	\$0.00	\$168,780.00
Other	\$0.00	\$0.00	\$0.00
<b>Total</b>	<b>\$10,042,401.00</b>	<b>\$0.00</b>	<b>\$10,042,401.00</b>

**ENTITY: North Las Vegas**

**NLV03J19**

**Hollywood System, Phase II, NAFB Reach**  
**Interlocal Amount \$19,921,851.00**

**Original Funding Date 05/23/2019**  
**Expiration Date 06/30/2022**

Category	ILC Funding Allocation	Amount Spent	Total Remaining
Right of Way	\$0.00	\$0.00	\$0.00
Pre-Design	\$0.00	\$0.00	\$0.00
Design	\$0.00	\$0.00	\$0.00
Construction	\$18,435,000.00	\$15,739,454.73	\$2,695,545.27
Const Engineering	\$1,326,851.00	\$1,216,880.49	\$109,970.51
Environmental	\$0.00	\$0.00	\$0.00
Entity Costs	\$160,000.00	\$139,317.26	\$20,682.74
Other	\$0.00	\$0.00	\$0.00
<b>Total</b>	<b>\$19,921,851.00</b>	<b>\$17,095,652.48</b>	<b>\$2,826,198.52</b>

## Current Project Expense Summary

### BOND FUNDED PROJECTS

**NLV03K19**

**Range Wash - Ann Branch, Phase II**

**Interlocal Amount \$7,697,245.00**

**Original Funding Date 09/12/2019**

**Expiration Date 06/30/2022**

Category	ILC Funding Allocation	Amount Spent	Total Remaining
Right of Way	\$0.00	\$0.00	\$0.00
Pre-Design	\$0.00	\$0.00	\$0.00
Design	\$0.00	\$0.00	\$0.00
Construction	\$7,118,510.00	\$6,347,279.00	\$771,231.00
Const Engineering	\$578,735.00	\$51,631.52	\$527,103.48
Environmental	\$0.00	\$0.00	\$0.00
Entity Costs	\$0.00	\$0.00	\$0.00
Other	\$0.00	\$0.00	\$0.00
<b>Total</b>	<b>\$7,697,245.00</b>	<b>\$6,398,910.52</b>	<b>\$1,298,334.48</b>

**NLV03L20**

**Hollywood System, Centennial Pkwy to Speedway #2**

**DB**

**Interlocal Amount \$10,355,000.00**

**Original Funding Date 09/10/2020**

**Expiration Date 07/30/2025**

Category	ILC Funding Allocation	Amount Spent	Total Remaining
Right of Way	\$0.00	\$0.00	\$0.00
Pre-Design	\$0.00	\$0.00	\$0.00
Design	\$0.00	\$0.00	\$0.00
Construction	\$9,500,000.00	\$0.00	\$9,500,000.00
Const Engineering	\$665,000.00	\$0.00	\$665,000.00
Environmental	\$0.00	\$0.00	\$0.00
Entity Costs	\$190,000.00	\$5,159.55	\$184,840.45
Other	\$0.00	\$0.00	\$0.00
<b>Total</b>	<b>\$10,355,000.00</b>	<b>\$5,159.55</b>	<b>\$10,349,840.45</b>

**NLV04L21**

**Gowan Outfall-Alexander-Decatur-Simmons, Simmons-Clayton**

**Interlocal Amount \$33,988,550.00**

**Original Funding Date 05/20/2021**

**Expiration Date 06/30/2024**

Category	ILC Funding Allocation	Amount Spent	Total Remaining
Right of Way	\$0.00	\$0.00	\$0.00
Pre-Design	\$0.00	\$0.00	\$0.00
Design	\$0.00	\$0.00	\$0.00
Construction	\$31,483,550.00	\$0.00	\$31,483,550.00
Const Engineering	\$2,205,000.00	\$0.00	\$2,205,000.00
Environmental	\$0.00	\$0.00	\$0.00
Entity Costs	\$300,000.00	\$0.00	\$300,000.00
Other	\$0.00	\$0.00	\$0.00
<b>Total</b>	<b>\$33,988,550.00</b>	<b>\$0.00</b>	<b>\$33,988,550.00</b>

## Current Project Expense Summary

### BOND FUNDED PROJECTS

NLV09J19

Beltway Detention Basin, Collection and Outfall

Interlocal Amount \$16,778,289.00

Original Funding Date 05/23/2019

Expiration Date 06/30/2023

Category	ILC Funding Allocation	Amount Spent	Total Remaining
Right of Way	\$0.00	\$0.00	\$0.00
Pre-Design	\$0.00	\$0.00	\$0.00
Design	\$0.00	\$0.00	\$0.00
Construction	\$15,392,926.00	\$5,606,325.32	\$9,786,600.68
Const Engineering	\$1,060,000.00	\$459,279.66	\$600,720.34
Environmental	\$0.00	\$0.00	\$0.00
Entity Costs	\$325,363.00	\$41,021.80	\$284,341.20
Other	\$0.00	\$0.00	\$0.00
<b>Total</b>	<b>\$16,778,289.00</b>	<b>\$6,106,626.78</b>	<b>\$10,671,662.22</b>

NLV09K19

Vandenberg North DB, Collection & Outfall, Phase II

Interlocal Amount \$25,999,000.00

Original Funding Date 08/08/2019

Expiration Date 06/20/2022

Category	ILC Funding Allocation	Amount Spent	Total Remaining
Right of Way	\$0.00	\$0.00	\$0.00
Pre-Design	\$0.00	\$0.00	\$0.00
Design	\$0.00	\$0.00	\$0.00
Construction	\$24,004,000.00	\$22,112,453.53	\$1,891,546.47
Const Engineering	\$1,620,000.00	\$962,647.46	\$657,352.54
Environmental	\$0.00	\$0.00	\$0.00
Entity Costs	\$375,000.00	\$48,438.36	\$326,561.64
Other	\$0.00	\$0.00	\$0.00
<b>Total</b>	<b>\$25,999,000.00</b>	<b>\$23,123,539.35</b>	<b>\$2,875,460.65</b>

### Bond Totals

Category	ILC Funding Allocation	Amount Spent	Total Remaining
Right of Way	\$0.00	\$0.00	\$0.00
Pre-Design	\$0.00	\$0.00	\$0.00
Design	\$0.00	\$0.00	\$0.00
Construction	\$250,825,879.80	\$127,542,562.68	\$123,283,317.12
Const Engineering	\$19,712,842.20	\$10,231,045.69	\$9,481,796.51
Environmental	\$0.00	\$0.00	\$0.00
Entity Costs	\$2,542,143.00	\$480,846.86	\$2,061,296.14
Other	\$2,408,000.00	\$1,424,351.88	\$983,648.12
<b>Total</b>	<b>\$275,488,865.00</b>	<b>\$139,678,807.11</b>	<b>\$135,810,057.89</b>
Construction Projects = 13      Design / Other Projects = 0			

## Capital Improvement Program - Open Projects Summary

### Pay-As-You-Go And Bond Totals

Category	ILC Funding Allocation	Amount Spent	Total Remaining
Right of Way	\$35,115,988.49	\$28,567,783.82	\$6,548,204.67
Pre-Design	\$651,604.23	\$335,958.56	\$315,645.67
Design	\$48,169,505.22	\$29,902,624.40	\$18,266,880.82
Construction	\$396,069,225.67	\$217,043,634.11	\$179,025,591.56
Const Engineering	\$28,403,290.03	\$14,150,071.68	\$14,253,218.35
Environmental	\$2,274,574.85	\$1,568,826.38	\$705,748.47
Entity Costs	\$6,303,132.00	\$1,008,630.17	\$5,294,501.83
Other	\$13,192,441.96	\$11,523,564.74	\$1,668,877.22
<b>Total</b>	<b>\$530,179,762.45</b>	<b>\$304,101,093.86</b>	<b>\$226,078,668.59</b>
Construction Projects = 28      Design / Other Projects = 52			

### Pay-As-You-Go Totals

Category	ILC Funding Allocation	Amount Spent	Total Remaining
Right of Way	\$35,115,988.49	\$28,567,783.82	\$6,548,204.67
Pre-Design	\$651,604.23	\$335,958.56	\$315,645.67
Design	\$48,169,505.22	\$29,902,624.40	\$18,266,880.82
Construction	\$145,243,345.87	\$89,501,071.43	\$55,742,274.44
Const Engineering	\$8,690,447.83	\$3,919,025.99	\$4,771,421.84
Environmental	\$2,274,574.85	\$1,568,826.38	\$705,748.47
Entity Costs	\$3,760,989.00	\$527,783.31	\$3,233,205.69
Other	\$10,784,441.96	\$10,099,212.86	\$685,229.10
<b>Total</b>	<b>\$254,690,897.45</b>	<b>\$164,422,286.75</b>	<b>\$90,268,610.70</b>
Construction Projects = 15      Design / Other Projects = 52			

### Bond Totals

Category	ILC Funding Allocation	Amount Spent	Total Remaining
Right of Way	\$0.00	\$0.00	\$0.00
Pre-Design	\$0.00	\$0.00	\$0.00
Design	\$0.00	\$0.00	\$0.00
Construction	\$250,825,879.80	\$127,542,562.68	\$123,283,317.12
Const Engineering	\$19,712,842.20	\$10,231,045.69	\$9,481,796.51
Environmental	\$0.00	\$0.00	\$0.00
Entity Costs	\$2,542,143.00	\$480,846.86	\$2,061,296.14
Other	\$2,408,000.00	\$1,424,351.88	\$983,648.12
<b>Total</b>	<b>\$275,488,865.00</b>	<b>\$139,678,807.11</b>	<b>\$135,810,057.89</b>
Construction Projects = 13      Design / Other Projects = 0			

**Regional Flood Control District  
Capital Improvement Projects - Cumulative Reporting  
Pay-As-You-Go Funding**

**Boulder City**

<u>PROJECT</u>	<u>NAME</u>	<u>STATUS</u>	<u>TOTAL</u>
BOU01A87	Hemenway Wash	Closed	\$4,649,000.00
BOU01B88	Hemenway Wash Debris Basin	Closed	\$0.00
BOU01C10	Hemenway System, Phase II Improvements	Open	\$935,500.00
BOU01D17	Hemenway System, Phase IIA Improvements	Open	\$2,495,000.00
BOU02A88	Georgia Avenue Channel	Closed	\$613,590.23
BOU03A88	Buchanan Blvd. Channel	Closed	\$412,719.91
BOU03B98	Buchanan Watershed Facilities	Closed	\$420,240.41
BOU03C10	Buchanan Blvd., Phase III Improvements	Closed	\$344,263.01
BOU03D11	Buchanan Blvd., Phase III Improvements	Closed	\$0.00
BOU03E12	Buchanan Blvd., Phase III Improvements	Closed	\$4,689,402.24
BOU04A96	West Airport Watershed	Closed	\$128,138.69
BOU04B97	West Airport Watershed Construction	Closed	\$1,839,686.60
BOU04C01	Hemenway Wash	Closed	\$101,580.75
BOU05A98	North Railroad Watershed (Industrial Road Facility)	Closed	\$448,873.75
BOU05B00	North Railroad Watershed, Veteran Memorial Dr Culvert	Closed	\$129,206.79
BOU05G07	Yucca Street Drainage	Closed	\$71,036.09
BOU05H07	Bootleg Canyon Detention Basin Outfall	Closed	\$521,408.23
BOU05J10	North Railroad Conveyance	Closed	\$509,462.22
BOU05K11	Bootleg Canyon Detention Basin, Phase II	Closed	\$829,854.43
BOU05L11	North Railroad Conveyance	Closed	\$3,503,502.20
BOU05M18	North Railroad Conveyance, Phase II	Closed	\$2,370,058.67
BOU06A99	Ville Drive Flood Control Facilities	Closed	\$144,261.08
BOU06B01	Ville Drive Flood Control Facilities	Closed	\$747,314.67
			<b>\$25,904,099.97</b>

**Clark County**

<u>PROJECT</u>	<u>NAME</u>	<u>STATUS</u>	<u>TOTAL</u>
CLA01A87	Upper Flamingo Wash Detention Basin & Outfall	Closed	\$6,932,932.63
CLA01B04	F4 Patrick Lane/Ft Apache Road Lateral	Closed	\$482,000.00
CLA01D07	Flamingo Hacienda	Closed	\$4,037,385.53
CLA01F21	Flamingo, Cimarron Branch-Russell Rd to Patrick Lane	Open	\$520,000.00
CLA02A88	Rawhide Channel	Closed	\$69,932.30
CLA02B90	Rawhide Channel/Eastern Av Drainage Structure	Closed	\$155,540.00
CLA02C90	Rawhide Channel/Eastern Outfall	Closed	\$115,000.00
CLA02D90	Rawhide Channel/Eastern-Topaz	Closed	\$1,069,252.07
CLA02E91	Rawhide Channel/McLeod-Mtn Vista	Closed	\$166,990.74
CLA02G99	Rawhide Channel at Sagebrush Street	Closed	\$441,753.51
CLA03A88	Van Buskirk Channel - Predesign	Closed	\$118,463.30
CLA03B90	Van Buskirk Channel Outfall	Closed	\$3,332,227.08
CLA03C90	Van Buskirk Channel - ROW	Closed	(\$202,889.63)
CLA03D91	Van Buskirk System/Spencer-Rochelle	Closed	\$808,963.97
CLA03H93	Van Buskirk Channel / Phases IIA & VI Construction	Closed	\$6,112,843.32
CLA04A89	Flamingo Wash Bridge @ Eastern	Closed	\$61,900.00
CLA04B89	Flamingo Wash Bridge @ Arville	Closed	\$294,818.61

**Regional Flood Control District  
Capital Improvement Projects - Cumulative Reporting  
Pay-As-You-Go Funding**

<u>PROJECT</u>	<u>NAME</u>	<u>STATUS</u>	<u>TOTAL</u>
CLA04C90	Flamingo Wash Bridge @ Paradise & Palos Verde	Closed	\$1,711,276.60
CLA04D93	Flamingo Wash - Winnick Ave. Improvements	Closed	\$2,739,120.64
CLA04E99	Flamingo Wash, McLeod Dr to Maryland PKWY	Closed	\$2,575,702.59
CLA04F99	Flamingo Wash, I-515 to McLeod Dr	Closed	\$1,252,537.43
CLA04G00	Flamingo Wash at Boulder Highway	Closed	\$860,102.20
CLA04H00	Flamingo Wash, Boulder Highway to Mojave Rd	Closed	\$6,284,809.40
CLA04I01	Flamingo Wash, Spencer Street Bridge & Approach Channel	Closed	\$2,436,743.83
CLA04M06	Flamingo - Boulder HWY N, Sahara Ave to Flamingo Wash	Closed	\$1,027,029.82
CLA04Q08	Flamingo Wash, Nellis Blvd to I-515	Closed	\$995,990.90
CLA04R08	Flamingo Wash, Desert Inn to Eastern Avenue	Closed	\$7,869,248.66
CLA04U10	Flamingo-Boulder Highway North, Sahara Ave to Flamingo Wash	Closed	\$10,933,404.28
CLA04V10	Flamingo Wash, Nellis Boulevard to I-515	Closed	\$11,132,175.16
CLA04Y19	Flamingo Wash, Maryland Pkwy to Palos Verdes Street	Open	\$535,000.00
CLA05A91	Duck Creek Bridges @ Tomiyasu & La Casita	Closed	\$814,243.47
CLA06A91	Range Wash Confluence Detention Basin Facilities	Closed	\$479,952.25
CLA07A92	Sloan Channel (Las Vegas Wash to Owens)	Closed	\$4,820,788.11
CLA07B01	Sloan Channel, Las Vegas Wash to Charleston	Closed	\$340,747.81
CLA08A92	Lower Duck Creek Detention Basin Predesign	Closed	\$807,918.53
CLA08B93	Lower Duck Creek DB ROW	Closed	\$5,921,794.42
CLA08C98	Lower Duck Creek Detention Basin & Outfall Channel	Closed	(\$11,828.26)
CLA08D01	Duck Creek, Lower Detention Basin to I-15	Closed	\$9,691,844.67
CLA08F03	Duck Creek, Lower Detention Basin to Silverado Ranch Blvd	Closed	\$3,717,281.04
CLA08H05	Duck Creek, Railroad Detention Basin	Closed	\$673,683.44
CLA08K07	Duck Creek Channel, Silverado Ranch Blvd to Las Vegas Blvd	Closed	\$8,698,135.53
CLA08M08	Duck Creek, Railroad Detention Basin	Closed	\$13,302,732.94
CLA08Q13	Duck Creek at Dean Martin	Closed	\$413,865.28
CLA08R13	Duck Creek, Las Vegas Boulevard	Closed	\$414,932.34
CLA08S13	Silverado Ranch Detention Basin and Outfall Facilities	Open	\$1,450,000.00
CLA08W16	Duck Creek at Dean Martin	Closed	\$3,058,969.76
CLA09A97	Durango Collector (Hacienda to Twain)	Closed	\$366,253.18
CLA09B99	Durango Collector (Twain to Hacienda)	Closed	\$100,005.00
CLA09C06	Durango Collector (Twain to Hacienda)	Closed	\$1,126.53
CLA10A97	Tropicana Wash (Paradise Road to Koval Lane)	Closed	\$228,665.56
CLA10D07	Tropicana Wash at Swenson Street	Closed	\$1,253,646.20
CLA10F10	Flamingo Wash, UPRR to Hotel Rio Drive	Open	\$506,000.00
CLA10G12	Tropicana Wash at Swenson Street	Closed	\$7,075,198.42
CLA10H13	Airport Channel - Naples	Open	\$1,710,000.00
CLA10I19	Wagon Trail Chnl, Sunset Rd to Teco Avenue	Open	\$368,800.00
CLA10J21	Wagon Trail Chnl-Sunset Rd to Teco Ave	Open	\$2,800,008.00

**Regional Flood Control District  
Capital Improvement Projects - Cumulative Reporting  
Pay-As-You-Go Funding**

<u>PROJECT</u>	<u>NAME</u>	<u>STATUS</u>	<u>TOTAL</u>
CLA12A97	Desert Inn Detention Basin & Collection System	Closed	\$346,843.68
CLA12B98	Desert Inn Detention Basin & Collection System/DI Lateral	Closed	\$43,197.00
CLA12C99	Desert Inn Detention Basin & Collection System	Closed	\$689.01
CLA13A97	Lakes Detention Basin, Collection System, & Outfall	Closed	\$531,803.87
CLA13B98	Lakes Detention Basin Collection System & Outfall	Closed	\$788,631.74
CLA13C98	Lakes DB Collection System	Closed	\$783,619.03
CLA14A97	Duck Creek (Hollywood to Stephanie Street)	Closed	\$138,962.97
CLA14B99	Duck Creek Channel (Hollywood Blvd to Stephaine St)--ROWA	Closed	\$375,552.00
CLA14C99	Duck Creek, Sunset Road to Eastern Ave	Closed	\$560,650.99
CLA14D99	Duck Creek, Hollywood Blvd to Stephanie Street	Closed	\$1,651,449.79
CLA14E99	Duck Creek, Stephanie St to Green Valley PKWY	Closed	\$321,054.87
CLA14F00	Duck Creek, Emerald Avenue to Stephanie St	Closed	\$5,987,176.80
CLA14G00	Duck Creek at Robindale Road	Closed	\$1,066,974.02
CLA14H00	Duck Creek, Tomiyasu Lane to Topaz St	Closed	\$3,548,160.77
CLA14I02	Duck Creek, US 95 Branch	Closed	\$1,107,637.45
CLA14L02	Duck Creek, Phase II and Lower Pittman	Closed	\$13,651,024.74
CLA14R04	Duck Creek, Mountain Vista Street to Green Valley PKWY	Closed	\$707,824.31
CLA14S07	Duck Creek, Eldorado Lane to Spencer Street	Closed	\$6,139,169.42
CLA14U09	Duck Creek, Robindale to I-215	Closed	\$23,516.83
CLA14V10	Duck Creek, Mtn. Vista to Green Valley Parkway	Closed	\$8,976,052.51
CLA14X21	Sunset Park-Duck Creek Wash to Eastern Avenue	Open	\$1,630,000.00
CLA15B99	Colorado Avenue Storm Drain System	Closed	(\$41,517.92)
CLA15C09	Las Vegas Wash, Sloan Lane to Stewart Ave	Closed	\$193,555.23
CLA15D12	LVW Sloan-Bonanza, Flam W below Nellis	Open	\$6,322,000.00
CLA16A98	Upr Duck Ck, Ctrl Duck Ck, Lwr Blue Diamond & Bird Sp/ROW	Closed	\$2,226,784.41
CLA16B00	Upr Duck, Ctrl Duck, Lower Blue Dia, & Bird Springs DB	Closed	\$1,363,624.69
CLA16F04	Lower Blue Diamond Detention Basin Collector Channel	Closed	\$8,060,995.11
CLA16G05	Blue Diamond Wash Wigwam, UPRR to Jones Boulevard	Closed	\$535,000.00
CLA16H06	Blue Dia Wash S Rainbow, Pebble - Raven & Wigwam - Ford	Closed	\$2,444,155.20
CLA16I07	Lower Blue Diamond Detention Basin Outfall	Closed	\$1,694,368.59
CLA16J07	Blue Diamond Wash Wigwam, Jones Blvd to Rainbow	Closed	\$357,603.89
CLA16K07	Upper Duck Creek Detention Basin	Closed	\$3,000,000.00
CLA16O19	Blue Diamond Wash, Arville Street to I-15	Open	\$650,000.00
CLA16P21	Blue Diamond Channel, Amigo to Haven	Open	\$1,881,254.00
CLA16Q21	Blue Diamond Wash, Arville Street to I-15	Closed	\$6,650,000.00
CLA17E04	Blue Diamond Channel, Rainbow Branch	Closed	\$1,495,409.16
CLA19A99	Red Rock Channel, Naples Branch	Closed	\$1,333,173.93

11/4/2021 - payas443



**Regional Flood Control District  
Capital Improvement Projects - Cumulative Reporting  
Pay-As-You-Go Funding**

<u>PROJECT</u>	<u>NAME</u>	<u>STATUS</u>	<u>TOTAL</u>
CLA19C02	Red Rock Channel, Naples Branch - Flamingo Connector	Closed	\$674,561.31
CLA20A99	Washington Collection System	Closed	\$69,701.68
CLA20B00	Washington Collection System	Closed	\$680,964.62
CLA21A00	Orchard Detention Basin	Open	\$1,949,700.00
CLA21B12	Orchard Detention Basin	Closed	\$4,929,886.35
CLA22A00	Flamingo Diversion - Jones Branch	Closed	\$100,001.71
CLA22B03	Flamingo Diversion - Jones Branch	Closed	\$1,100,000.00
CLA26C08	Flam Div - South Buffalo Branch, Flamingo Wash to Patrick Lane	Closed	\$776,336.79
CLA27C08	Flamingo Diversion - Rainbow Branch	Closed	\$980,601.33
CLA28D18	Vandenberg North DB, Collection & Outfall, Phase I	Open	\$3,765,000.00
CLA35A11	Tropicana Avenue Conveyance, LVW to Mtn. Vista	Closed	\$249,789.19
CLA36A18	Jim McGaughey DB, Collection Basin and Outfall	Open	\$4,432,870.00
CLA38C20	Duck Creek Haven Street Storm Drain	Open	\$354,000.00
CLA38D20	Duck Creek Haven Street Storm Drain	Open	\$3,748,000.00
CLA38E20	Duck Creek - Jones Boulevard Storm Drain	Open	\$3,650,769.00
CLA38F20	Blue Diamond Channel 02, Decatur-Le Baron to Richmar	Open	\$2,004,641.00
CLA38G20	Blue Diamond Railroad Channel	Open	\$1,637,520.00
CLA39A19	Duck Creek/Blue Diamond, Bermuda Rd to LV Blvd	Open	\$1,753,000.00
CLA40A21	LVW-Branch 02-Monson Chnl-Jimmy Durante to Boulder Highway	Open	\$650,000.00
CLD02A11	Annie Oakley Drive at Rawhide Channel Storm Drain	Closed	\$84,203.00
CLD04A08	Twain at Pecos-McLeod Storm Drain	Closed	\$442,521.57
CLD07A07	Sunrise Area Storm Drain	Closed	\$914,982.31
CLD07B08	Carey Avenue Storm Drain	Closed	\$1,351,525.62
CLD07C10	Sunrise Ave. Storm Drain, Fogg St. to Clayton St.	Closed	\$154,935.40
CLD07D12	Toiyabe Street Storm Drain	Closed	\$0.00
CLD14A10	Tunis Ave and Karvel Street Storm Drain	Closed	\$189,391.53
CLD15A09	Olive Street Storm Drain, US-95 to Palm Street	Closed	\$800,286.13
CLD17A09	Las Vegas Blvd/Serene Ave Storm Drain	Closed	\$133,338.79
CLD19A17	Katie Avenue Storm Drain - Local Drainage Improvements	Closed	\$724,665.88
CLD20A12	Washington/Hollywood Storm Drain	Closed	\$259,862.20
CLD97A20	Craig Road SD-El Capitan to Fort Apache	Open	\$1,200,000.00
CLD98A06	Hickam Avenue Storm Drain	Closed	\$465,091.07
CLD99A05	Red Coach Ave/Cimarron Rd Improvements	Closed	\$388,200.00
			<b>\$271,037,763.73</b>

**Clark County Outlying**

<u>PROJECT</u>	<u>NAME</u>	<u>STATUS</u>	<u>TOTAL</u>
BUN01A90	Bunkerville Channel (aka Windmill Channel)	Closed	\$817,795.45
BUN01B98	Bunkerville Flood Control Improvements	Closed	\$5,734,536.80
BUN01C05	Windmill Wash Outfall	Closed	\$2,839,135.00
BUN01D11	Windmill Wash DB Exp & Jess Waite Levee Facilities	Open	\$1,180,000.00

**Regional Flood Control District  
Capital Improvement Projects - Cumulative Reporting  
Pay-As-You-Go Funding**

<u>PROJECT</u>	<u>NAME</u>	<u>STATUS</u>	<u>TOTAL</u>
GSP01A88	Goodsprings Flood Control Improvements	Closed	\$72,275.84
GSP01B10	Goodsprings - Phase I	Open	\$83,400.00
IND01A98	Indian Springs Flood Control Improvements	Closed	\$579,193.24
LAU01A89	Unnamed Wash, Laughlin	Closed	\$349,995.99
LAU02A89	Hiko Springs, Laughlin	Closed	\$369,974.40
LAU02B92	Hiko Springs, Laughlin, Remap	Closed	\$8,000.00
LAU02D21	Hiko Springs Wash Detention Basin Expansion	Open	\$620,000.00
LAU03A96	Hiko Springs Outfall Channel	Closed	\$7,771,291.25
LAU04A08	SR 163 at Casino Drive	Open	\$828,500.00
MOA01A89	Cooper Ave. Crossing - Moapa Valley	Closed	\$185,000.00
MOA01B89	Muddy River West Levee, Moapa Valley	Closed	\$12,906,432.82
MOA01C06	Muddy River, Gubler Avenue Bridge	Closed	\$745,638.67
MOA01D07	Muddy River, Gubler Avenue Bridge	Closed	\$5,319,472.98
MOA01E08	Muddy River & Trib - Cooper Ave to Yamashita St	Closed	\$966,120.32
MOA01F10	Muddy River Logandale Levee	Closed	\$1,749,495.34
MOA01G11	Muddy River, Cooper Street Bridge	Closed	\$15,793,908.74
MOA01H15	Muddy River Logandale Levee	Closed	\$8,209,488.28
MOA02A89	Logan Wash (aka Benson), Moapa Valley	Closed	\$235,040.74
MOA02B92	Logan Wash Construction	Closed	\$3,510,528.60
MOA03A11	Fairgrounds Detention Basin and Outfall	Open	\$1,231,500.00
NEL01A88	Nelson Flood Control Improvements	Closed	\$2,961.95
SEA01A88	Searchlight Flood Control Improvements	Closed	\$861,099.97
SEA01B99	Searchlight Flood Control Improvements	Closed	\$5,500.00
SEA02A07	Searchlight - West, US-95	Closed	\$162,000.00
SEA02B19	Searchlight West - State Highway 164	Open	\$740,500.00
SEA03A09	Searchlight - South, Encinitas St Storm Drain	Closed	\$31,272.42
SEA03B17	Searchlight-South, Encinitas St. Storm Drain	Closed	\$2,052,208.21
			<b>\$75,962,267.01</b>

**COE/Clark County**

<u>PROJECT</u>	<u>NAME</u>	<u>STATUS</u>	<u>TOTAL</u>
COEESCRO	COE Escrow Account	Closed	\$15,126,215.56
COEG194	COE General Project Information	Closed	\$97,744.28
COEG294	Tropicana & Flamingo Washes	Open	\$36,259,348.00
COETF	TROPFLAM-Haz Mat	Closed	\$280,550.00
			<b>\$51,763,857.84</b>

**Henderson**

<u>PROJECT</u>	<u>NAME</u>	<u>STATUS</u>	<u>TOTAL</u>
HEN01A87	Pittman Wash Channel Design (Phases I, II, III)	Closed	\$533,554.14
HEN01B87	Warm Springs & Stephanie Street Bridges	Closed	\$1,660,108.81
HEN01C90	Pittman Wash Channel - Phase I Construction	Closed	\$2,744,110.10
HEN01F00	Pittman Wash Lower Reach	Closed	\$324,343.79
HEN01H09	Pittman Wash, Duck Creek at I-515	Closed	\$349,813.57
HEN01I14	Pittman Wash, Duck Creek at I-515	Closed	\$2,295,044.97
HEN02A89	Green Valley Parkway Bridge	Closed	\$1,128,513.78
HEN03A91	UPRR Channel	Closed	\$117,073.57
HEN04A91	C-1 Predesign / Mission Hills Design	Closed	\$1,009,074.06
HEN04B93	C-1 Channel / Lake Mead Dr. to Burkholder Design	Closed	\$173,333.98

**Regional Flood Control District  
Capital Improvement Projects - Cumulative Reporting  
Pay-As-You-Go Funding**

<u>PROJECT</u>	<u>NAME</u>	<u>STATUS</u>	<u>TOTAL</u>
HEN04E96	Mission Hills Western Interceptor Diversion	Closed	\$2,636,599.02
HEN04F97	Black Mountain Detention Basin	Closed	\$275,048.92
HEN04I98	C-1 Channel (Culvert) at Lake Mead	Closed	\$907,210.00
HEN04K99	Upper and Middle Reaches of the C-1 Channel	Closed	\$521,871.29
HEN04O09	C-1, Four Kids Wash - Lake Mead to Eagle Rock	Closed	\$22,905.46
HEN04P09	Racetrack Channel, Drake to Burkholder	Closed	\$76,414.93
HEN04Q15	Racetrack Channel, Drake to Burkholder	Closed	\$833,948.46
HEN05A92	Sunset D B, Collection Sys, & Outfall (Pioneer DB)	Closed	\$3,749,294.23
HEN05C01	Pioneer Detention Basin	Closed	\$4,323,566.57
HEN05D09	Pioneer Detention Basin Expansion and Inflow	Closed	\$325,840.81
HEN05E09	Pittman, Horizon Ridge Detention Basin	Closed	\$785,441.55
HEN06A93	Equestrian Drive Detention Basin	Closed	\$388,624.49
HEN06B95	Equestrian Detention Basin	Closed	\$6,128,895.08
HEN06C02	Equestrian Detention Basin Outfall	Closed	\$681,288.27
HEN06D05	C-1 Equestrian Tributary	Closed	\$227,591.57
HEN06F08	C-1 Equestrian Tributary	Closed	\$2,711,795.15
HEN06G08	Equestrian Detention Basin Outfall - Heritage Channel	Closed	\$4,200,444.03
HEN06H09	Equestrian Detention Basin Expansion	Closed	\$335,247.64
HEN06IO9	Equestrian Tributary Phase II	Closed	\$405,636.14
HEN07A96	Pittman Park Detention Basin	Closed	\$1,546,249.59
HEN07B09	Pittman Wash, UPRR to Santiago	Closed	\$843,016.21
HEN07D09	Whitney Wash Channel	Closed	\$130,264.67
HEN07E11	Pittman Wash, UPRR to Santiago	Closed	\$8,796,470.83
HEN07F18	Whitney Ranch Channel Replacement Project	Open	\$934,549.00
HEN08A96	Railroad East Detention Basin	Closed	\$6,416,341.47
HEN08B08	Pittman Railroad East Conveyance	Closed	\$444,380.89
HEN08C08	Pittman Railroad East Conveyance	Closed	\$8,518,517.91
HEN09A99	Pittman East Detention Basin (collapse with HEN09A97)	Closed	\$119,918.19
HEN09B00	Pittman Eastern Detention Basin	Closed	\$6,099,436.41
HEN09D09	Pittman Seven Hills Park Channel	Closed	\$0.00
HEN10B99	South Pittman Detention Basin	Closed	\$3,202,101.72
HEN12A99	Gibson Channel at Sunset Road	Closed	\$40,125.00
HEN12B01	Gibson Channel Culvert at Sunset Road	Closed	\$364,211.76
HEN12C02	Gibson Conveyance System	Closed	\$237,718.78
HEN12F05	Pittman Gibson, Warm Springs Road to Kelso Dunes Avenue	Closed	\$10,000.00
HEN12GO6	Pittman Wash - Burns	Closed	\$4,251,084.08
HEN12H09	Pittman Burns, Sunset to Galleria	Closed	\$770,231.86
HEN12IO9	Pittman, West Horizon - Palm Hills	Closed	\$249,028.80
HEN12K19	Pittman - Sunset, Galleria to Foster	Open	\$605,788.00
HEN13A00	Boulder Highway Channel	Closed	\$360,070.00
HEN14A00	Pittman Pecos West Conveyance & Eastern Ave Tributary	Closed	\$2,355,800.39
HEN14B06	Pittman Pecos West Conveyance & Eastern Ave Tributary	Closed	\$6,787,948.72
HEN15A00	Pittman Wash Railroad Channel	Closed	\$568,801.51
HEN16A01	Pittman North Detention Basin & Outfall	Open	\$2,264,514.00

**Regional Flood Control District  
Capital Improvement Projects - Cumulative Reporting  
Pay-As-You-Go Funding**

<u>PROJECT</u>	<u>NAME</u>	<u>STATUS</u>	<u>TOTAL</u>
HEN16D15	Pittman North Detention Basin and Outfall, Phase I	Closed	\$3,458,916.31
HEN16E15	Pittman North DB & Outfall, Phase II - Starr Avenue	Closed	\$1,865,136.31
HEN16F17	Pittman North Detention Basin & Outfall, Phase III	Closed	\$24,671,072.17
HEN19B06	Northeast Detention Basin Outfall	Closed	\$337,852.88
HEN19C07	Northeast Detention Basin, Levee and Outfall	Closed	\$13,366,601.89
HEN21A05	Pittman Railroad, MacDonald Ranch Channel	Closed	\$253,025.49
HEN21B08	Pittman Railroad, MacDonald Ranch Channel	Closed	\$2,025,749.22
HEN22A09	Anthem Pkwy Channel, Horizon Ridge to Sienna Heights	Closed	\$94,222.77
HEN22B21	Anthem Pkwy Chnl-Horizon Ridge to Siena Heights	Open	\$124,303.00
HEN23A09	Center Street Storm Drain	Closed	\$564,095.75
HEN24A11	Duck Creek, Sunset to Sandhill	Closed	\$535,983.84
HEN24B13	Duck Creek, Sunset to Sandhill	Closed	\$3,475,829.83
HEN25B19	Pittman Pabco - Boulder Highway Crossing	Closed	\$1,264,160.10
HLD06B19	Chickasaw Storm Drain	Open	\$1,999,964.00
HLD15A06	Blackridge Road Storm Drain System	Closed	\$529,071.04
			<b>\$150,355,188.77</b>

**Las Vegas**

<u>PROJECT</u>	<u>NAME</u>	<u>STATUS</u>	<u>TOTAL</u>
LAS01A87	Angel Park Detention Basin Outflow Structure	Closed	\$397,978.73
LAS01B95	Angel Park Detention Basin Expansion	Closed	\$1,356,534.40
LAS01D09	Angel Park North - Detention Basin	Closed	\$597,382.00
LAS02A87	Buffalo Channel	Closed	\$4,167,183.73
LAS02B91	Buffalo Channel/Summcrln PKWY - Vegas Drive	Closed	\$126,491.20
LAS02C91	Buffalo Channel/Westcliff-Summerlin Pkwy	Closed	\$471,594.88
LAS02D92	Buffalo Channel/Doe Av.-Westcliff Dr	Closed	\$84,175.72
LAS02F93	Buffalo Channel / Doe-Westcliff	Closed	\$1,685,430.55
LAS03A89	Gowan Rd Detention System	Closed	\$195,685.16
LAS03B89	Gowan Detention Basin & Outfall	Closed	\$4,813,519.80
LAS03D98	Gowan South Detention Basin Expansion	Closed	\$126,398.42
LAS03E00	Gowan South DB Expansion	Closed	\$2,609,639.23
LAS04A87	Oakey Boulevard System	Closed	\$111,106.72
LAS04B90	Oakey Bl System	Closed	\$631,418.63
LAS04C91	Oakey Bl System/Decatur Bl Crossing	Closed	\$35,000.00
LAS04E94	Oakey Conveyance Phase II	Closed	\$1,083,848.86
LAS05A87	Meadows Detention Basin	Closed	\$120,000.00
LAS05B87	Meadows Detention Basin	Closed	\$3,432,123.00
LAS05C00	Meadows Detention Basin Expansion (Resol 00-2)	Closed	\$150,000.00
LAS05D01	Meadows Detention Basin Expansion (Resol 01-3)	Closed	\$3,422,258.00
LAS05H08	Alta Parallel System	Closed	\$8,165,350.58
LAS05I08	Oakey-Meadows Storm Drain, Phase I	Closed	\$12,686,286.59
LAS05J10	Oakey Meadows Storm Drain-Phase II	Closed	\$9,822,984.14
LAS05L20	Meadows-Charleston SD, Essex to Lindell	Open	\$817,308.00
LAS05M20	Meadows Detention Basin Upgrade	Open	\$154,000.00
LAS06A87	Major Conveyance System West of I-15	Closed	\$229,005.59

11/4/2021 - payas443

**Regional Flood Control District  
Capital Improvement Projects - Cumulative Reporting  
Pay-As-You-Go Funding**

<u>PROJECT</u>	<u>NAME</u>	<u>STATUS</u>	<u>TOTAL</u>
LAS06B87	Major Conveyance System East of I-15	Closed	\$29,022.50
LAS06C93	Freeway Channel/Sahara - Ivanhoe	Closed	\$670,067.29
LAS07A89	Durango Storm Drain	Closed	\$596,059.22
LAS08A89	Carey Ave./Lake Mead Detention & Conveyance System	Closed	\$6,148,651.98
LAS09A89	Washington Ave. System	Closed	\$313,726.91
LAS09B91	Washington Ave. System/Sandhill-Bruce	Closed	\$497,000.00
LAS09D92	Washington Ave./Sandhill-Virgil	Closed	\$1,594,925.69
LAS09F93	Washington/Sagman-LV Creek Right-of-Way	Closed	\$245,428.78
LAS09G94	Washington Ave. / Lena-Eastern (LOMR)	Closed	\$4,643,824.92
LAS09H94	Upper Washington Channel & Freeway Channel	Closed	\$1,206,684.74
LAS09I96	Washington/Eastern-Sagman	Closed	\$3,078,027.28
LAS09J97	Freeway Channel System - Alta Drive to UPRR	Closed	\$13,839,202.95
LAS09K97	Upper Washington Avenue - Sagman to Bonanza	Closed	\$4,421,963.25
LAS09L98	Freeway Channel - Alta Dr to Sahara Avenue	Closed	\$2,778,531.48
LAS09M98	Freeway Channel North/ Washington Avenue - Vegas Drive	Closed	\$257,916.45
LAS09O99	Freeway Channel - Alta Dr to Sahara Ave & Bypass Facility	Closed	(\$5,613.65)
LAS09P00	Freeway Channel - Alta to Sahara & Bypass Facilities (CM)	Closed	\$2,280,263.22
LAS09R01	Las Vegas Creek Channel - Parallel System at Decatur Blvd (Resol 01-4)	Closed	\$247,000.00
LAS09U05	Las Vegas Creek Channel - Parallel System	Closed	\$5,628,281.00
LAS09V05	Oakey Drain, Birch Street to Cahlan Drive	Closed	\$851,548.86
LAS09W08	Oakey Drain, Birch Street to Cahlan Drive	Closed	\$6,500,607.90
LAS09Y09	Oakey Drain - Cahlan Dr to Barnard Dr	Closed	\$370,483.19
LAS10A91	Gowan North Channel	Closed	\$110,000.00
LAS10B93	CAM-10 & Lone Mtn. Detention Basins Predesign	Closed	\$212,800.00
LAS10C94	Lone Mtn. Detention Basin	Closed	\$905,972.72
LAS10D95	Gowan North Channel - Gowan North Detention Basin	Closed	\$904,292.71
LAS10E97	Gowan North Channel - Gowan Detention Basin to Buffalo	Closed	\$3,150,210.59
LAS10F97	Gowan Outfall Lone Mtn Branch - Ferrell St to Kenny Way	Closed	\$111,327.87
LAS10H98	Gowan North Buffalo Branch (Chnl) - Atwood to Lone Mtn Rd	Closed	\$285,859.78
LAS10J98	Gowan North Chnl-Alexander Dr to Lone Mtn Rd & LM Outfall	Closed	\$651,405.16
LAS10K99	CAM 10 Detention Basin (aka Ann Road DB)	Closed	\$682,577.04
LAS10L99	Gowan North-Buffalo Branch	Closed	\$162,106.81
LAS10M00	Gowan North - Buffalo Branch (Gowan Road & Buckskin Ave)	Closed	\$608,179.39
LAS10N00	Gowan Outfall, Lone Mountain Branch (Allen Lane-Ferrell)	Closed	\$1,545,053.54
LAS10P00	Gowan/Lone Mountain System - Gilmore Channel (CM)	Closed	\$8,492.19
LAS10Q01	Gowan/Lone Mountain System - Gilmore Channel (Developer Participation)	Closed	\$1,383,723.00

**Regional Flood Control District  
Capital Improvement Projects - Cumulative Reporting  
Pay-As-You-Go Funding**

<u>PROJECT</u>	<u>NAME</u>	<u>STATUS</u>	<u>TOTAL</u>
LAS10R00	Gowan North - Buffalo Branch (Cheyenne Avenue to Lone Mtn Road)	Closed	\$2,462,085.23
LAS10Y05	Gowan Lone Mountain System - Cliff Shadows Park	Closed	\$1,549,850.67
LAS11A92	Rampart Storm Drain (Angel Park-Peccole 1)	Closed	\$44,809.03
LAS11B93	Rampart Storm Drain Construction	Closed	\$185,842.34
LAS12A92	Alta Storm Drain (Meadows V)	Closed	\$851,465.76
LAS13A92	Cheyenne Channel / Buffalo - Gowan Design	Closed	\$86,475.85
LAS13B94	Cheyenne Channel Crossings Developer Participation	Closed	\$709,000.00
LAS13C93	Cheyenne Channel / Buffalo - Gowan	Closed	\$1,107,787.47
LAS14A95	Washington Avenue - I-15 to Martin Luther King	Closed	\$74,429.00
LAS14B00	Washington Avenue & Freeway Channel North	Closed	\$4,887,278.94
LAS14C11	Freeway Channel-Washington, MLK to Rancho Drive	Closed	\$1,025,545.29
LAS15A95	Oakey Storm Drain - I-15 to Decatur Blvd	Closed	\$391,238.42
LAS16A98	Ann Road Channel West/ Allen Lane - Rancho Drive	Closed	\$657,583.31
LAS16B99	Rancho Road System/Centennial PKWY to Rancho DB	Closed	\$1,198,151.00
LAS16C99	Rancho Road System/Centennial PKWY to Rancho DB	Closed	\$17,697.53
LAS16G07	Rancho Detention Basin, Phase II	Closed	\$3,953,168.82
LAS16H07	Rancho Drive System - El Campo Grande Storm Drain	Closed	\$4,634,244.76
LAS16I09	Ann Rd Channel West - Rainbow Blvd	Closed	\$475,475.33
LAS16J09	Rancho System - Beltway to Elkhorn	Closed	\$927,245.27
LAS16L11	Rancho Road System - Elkhorn, Ft Apache to Grand Canyon	Closed	\$394,023.05
LAS16M12	Ann Road Channel West - Rainbow Boulevard	Closed	\$3,474,459.19
LAS16N13	Rancho System - Beltway to Elkhorn Road	Closed	\$8,681,088.21
LAS16O13	Rancho Rd System-Elkhorn, Fort Apache to Grand Canyon	Closed	\$2,287,600.29
LAS16P15	Rancho Road System - Elkhorn, Grand Canyon to Hualapai	Closed	\$626,451.69
LAS16Q18	Rancho Road System-Elkhorn, Grand Canyon to Hualapai	Closed	\$4,772,370.59
LAS17A98	Las Vegas Wash/ Rancho Drive System (Peak Dr - Lake Mead)	Closed	\$419,095.42
LAS17D02	Las Vegas Wash - Rancho Drive System (Carey/Lake Mead DB to Peak Dr)	Closed	\$6,273,291.56
LAS17F07	Peak Drive System (Jones Blvd to Michael Way)	Closed	\$4,501,941.03
LAS18A98	Las Vegas Wsh/Smoke Ranch Sys: Peak Dr/Torrey Pines-Jones	Closed	\$147,617.92
LAS18B00	Las Vegas Wash - Smoke Ranch System (Peak Drive: Torrey Pines - Jones)	Closed	\$1,782,103.78
LAS19A99	Owens Avenue System: Rancho Drive to I-15	Closed	\$292,162.08
LAS19B01	Owens Avenue System (Rancho Drive to I-15)	Closed	\$4,430,278.94
LAS19D11	Vegas Dr Storm Drain - Rancho to Shadow Mountain	Closed	\$10,997,022.53
LAS19E20	Owens Ave System-Vegas SD, Shadow Mtn to Jones	Open	\$854,000.00

**Regional Flood Control District  
Capital Improvement Projects - Cumulative Reporting  
Pay-As-You-Go Funding**

<u>PROJECT</u>	<u>NAME</u>	<u>STATUS</u>	<u>TOTAL</u>
LAS20A00	Rancho Rd System: Durango to US-95 Interchange	Closed	\$448,364.70
LAS22B05	Las Vegas Wash - Jones Blvd, Elkhorn Rd to Farm Rd	Closed	\$92,244.72
LAS22C06	Las Vegas Wash - Elkhorn (Rainbow Blvd to Torrey Pines Drive)	Closed	\$274,272.89
LAS22D06	N & S Environ Enhancement Areas - Floyd Lamb Park	Closed	\$2,252,837.16
LAS22E06	Las Vegas Wash - Decatur Blvd (Centennial PKWY to Farm Road)	Closed	\$2,454,915.36
LAS22F07	Las Vegas Wash - Rainbow (Elkhorn Road to Grand Teton Drive)	Closed	\$951,355.17
LAS22G07	Elkhorn Springs and Buffalo Storm Drain	Closed	\$280,782.51
LAS22H07	Las Vegas Wash - Elkhorn Rd, Rainbow Blvd to Torrey Pines Dr	Closed	\$6,561,592.06
LAS22I08	Las Vegas Wash - Decatur Blvd (Elkhorn Rd to Farm Rd)	Closed	\$2,950,783.84
LAS22J08	Las Vegas Wash - Jones Blvd, Elkhorn to Farm	Closed	\$1,683,390.48
LAS22K08	LVW - Grand Teton, Mountain Spa to Durango Drive	Closed	\$850,522.21
LAS22L08	LVW - Grand Teton, Buffalo Drive to Durango Drive	Closed	\$172,513.02
LAS22R12	LVW-Grand Teton, Mountain Spa to Durango Drive	Closed	\$12,250,368.51
LAS22S13	Brent Drainage System-Floyd Lamb Park to Durango Drive	Closed	\$450,299.59
LAS22T15	Brent Drainage System - Floyd Lamb Park to Durango Drive	Closed	\$4,812,849.19
LAS22U19	Brent Drainage System-Durango to OHare Ave	Open	\$1,100,000.00
LAS23C08	Horse Drive Interchange	Closed	\$5,392,419.91
LAS23D13	Centennial Parkway Channel West - US95 Crossing	Closed	\$1,411,812.73
LAS23E13	Centennial Pkwy Channel West-CC 215, Pioneer Way to US95	Closed	\$818,649.59
LAS23F14	Centennial Parkway Channel West-CC215, Pioneer Way to US95	Open	\$13,259,884.00
LAS23G15	Centennial Parkway Channel West-US95, CC215 to Durango	Closed	\$1,048,786.02
LAS23H15	Centennial Parkway Channel West-US95, Durango to Grand Teton	Open	\$985,231.00
LAS23I17	Cent Pkwy Chnl West-US95, CC215 to Grand Teton, Kyle Cyn	Open	\$24,085,206.70
LAS23J21	Centennial Pkwy Channel West-Farm Rd, Oso Blanca to TeePee	Open	\$953,903.00
LAS24B06	Gowan North Channel - El Capitan Way to the Western Beltway	Closed	\$7,636,880.18
LAS24D06	Gowan Lone Mountain System - Branch 4	Closed	\$2,824,592.10
LAS24E07	Gowan Outfall - Lone Mountain Branch (Rancho Drive to Decatur Boulevard)	Closed	\$1,595,874.26
LAS24H13	Gowan North-Buffalo Branch,Lone Mtn to Washburn Rd	Closed	\$953,701.76
LAS24I15	Gowan Box Canyon - Lone Mountain Road	Closed	\$423,742.73
LAS24J15	Gowan North - El Capitan Branch, Lone Mountain to Ann Road	Closed	\$802,275.43

**Regional Flood Control District  
Capital Improvement Projects - Cumulative Reporting  
Pay-As-You-Go Funding**

<u>PROJECT</u>	<u>NAME</u>	<u>STATUS</u>	<u>TOTAL</u>
LAS24K17	Gowan North-Buffalo Branch, Lone Mtn to Washburn Rd	Closed	\$8,180,517.28
LAS24L17	Gowan North - El Capitan Branch, Ann Road to Centennial Parkway	Open	\$861,670.00
LAS24M17	Gowan North-El Capitan Branch, Lone Mtn to Ann Rd.	Closed	\$8,839,320.65
LAS25B13	Cedar Avenue Channel Improvements	Closed	\$701,786.07
LAS25C20	Las Vegas Wash-Stewart, Las Vegas Wash to Lamb Blvd.	Open	\$2,323,190.00
LAS26A07	Grand Teton Overpass - Storm Drain	Closed	\$612,614.83
LAS26B08	Grand Teton Overpass - Storm Drain	Closed	\$1,936,755.45
LAS26C13	Grand Teton - Hualapai to Tee Pec	Closed	\$401,560.15
LAS27A09	Boulder HWY Sahara Ave - Mojave Rd to Boulder HWY	Closed	\$411,967.68
LAS28B11	Oakey Drain - Cahlan to Barnard	Closed	\$5,372,969.90
LAS28C12	Las Vegas Wash - Sloan Channel to Cedar Avenue	Open	\$110,000.00
LAS29A10	Flamingo Wash, Boulder Highway North-Main Street	Closed	\$346,572.69
LAS29B15	Flamingo-Boulder HWY N-Boulder HWY Sahara to Charleston	Closed	\$1,551,456.94
LAS29C16	Flamingo-Maryland-Bldr, Maryland Pky Sys	Open	\$2,888,829.00
LAS29D17	Flamingo-Boulder Hwy North, Charleston, Main to Maryland	Open	\$1,529,674.00
LAS29E18	Flamingo - Boulder Hwy North - Boulder Hwy, Sahara to Charleston	Open	\$30,664,139.00
LAS29F20	Flamingo-Boulder Hwy N Charleston-Maryland Pkwy System	Open	\$44,039,173.00
LAS30A13	Gowan-Alexander Rd., Rancho Drive to Decatur Boulevard	Open	\$711,938.00
LAS31A17	LVW-Moccasin, Skye Canyon Park to Upper LVW	Open	\$120,000.00
LAS31B18	LVW - Moccasin, Skye Canyon Park to Upper LVW	Open	\$17,996,057.00
LAS32A21	LVW - Iron Mountain, Bradley to Decatur	Open	\$302,000.00
LLD04A03	Holmby Channel	Closed	\$621,698.68
LLD04B07	Oakey Boulevard & Tenaya Way Storm Drain	Closed	\$574,017.45
LLD05A08	Jones Blvd - Alta to Borden Storm Drain	Closed	\$716,389.74
LLD08A11	Lexington Street Storm Drain	Closed	\$926,610.34
LLD09A04	Bruce Street Storm Drain	Closed	\$431,221.89
LLD10A05	Jay Avenue Improvements	Closed	\$548,443.62
LLD10B13	Buckskin Avenue Storm Drain	Closed	\$1,010,515.08
LLD12A04	Brush Street Storm Drain	Closed	\$411,351.53
LLD13A02	Crystal Water Way, Lake South Dr to Desert Inn Rd	Closed	\$227,132.20
LLD18A02	Peak Drive, Rainbow Blvd to Torrey Pines Dr	Closed	\$371,781.85
LLD19A18	Luning Drive Storm Drain	Open	\$1,201,965.00
LLD99A09	Gilmore Ave - Decatur Blvd to Thom Blvd Storm Drain	Closed	\$410,867.01
			<b>\$436,715,425.84</b>

**Mesquite**

<u>PROJECT</u>	<u>NAME</u>	<u>STATUS</u>	<u>TOTAL</u>
MES01A88	Town Wash Detention Basin (Right-of-Way)	Closed	\$9,600.50



**Regional Flood Control District  
Capital Improvement Projects - Cumulative Reporting  
Pay-As-You-Go Funding**

<u>PROJECT</u>	<u>NAME</u>	<u>STATUS</u>	<u>TOTAL</u>
MES01B89	Town Wash Detention Basin (Design & Construction)	Closed	\$660,000.00
MES01C02	Town Wash Conveyance, I-15 to Virgin River	Closed	\$977,665.86
MES01E17	Town Wash-Mesa Boulevard, El Dorado to Town Wash	Open	\$612,341.75
MES02A00	Abbott Wash Channel, I-15 to Virgin River	Closed	\$632,380.00
MES04A15	Virgin River Flood Wall	Open	\$1,433,903.00
			<u>\$4,325,891.11</u>

**North Las Vegas**

<u>PROJECT</u>	<u>NAME</u>	<u>STATUS</u>	<u>TOTAL</u>
NLD14A15	Oak Island Drive Storm Drain	Closed	\$0.00
NLV01A87	Las Vegas Wash/I-15 to Pecos (Facility Study)	Closed	\$304,000.00
NLV01B87	Las Vegas Wash/Craig-Civic Center (King Charles)	Closed	\$2,415,411.73
NLV01C00	Upper Las Vegas Wash	Closed	\$2,590,459.93
NLV01E07	Tropical Parkway Channel East	Closed	\$1,161,535.61
NLV01G11	Ann Road Channel East, ULVW to Fifth Street	Closed	\$960,970.98
NLV01H13	Las Vegas Wash - "N" Channel, Cheyenne to Gowan	Closed	\$302,073.21
NLV01J15	Las Vegas Wash - "N" Channel, Cheyenne to Gowan	Closed	\$3,044,495.91
NLV02A87	W. Trib Las Vegas Wash/Craig -Alexander	Closed	\$1,268,170.85
NLV02B88	W. Trib Las Vegas Wash/Craig Ranch Golf Course-Craig	Closed	\$1,057,430.33
NLV03A88	West Range Wash Detention Basin (Facility Study)	Closed	\$273,068.12
NLV03B88	East Range Wash Detention Basin (Facility Study)	Closed	\$30,000.00
NLV03C91	West Range Wash Diversion Dike	Closed	\$339,338.71
NLV03E13	Hollywood System, Dunes South DB to Centennial Parkway	Open	\$2,706,972.00
NLV03F17	Range Wash - Ann Branch	Closed	\$626,038.57
NLV03G17	Hollywood System, Centennial Pkwy-Speedway #2 DB	Open	\$1,586,850.00
NLV03H17	Hollywood System, Dunes S DB to Centennial Pkwy-Phase I	Closed	\$11,189,513.59
NLV03I18	Range Wash - Ann Branch, Phase I	Open	\$2,668,000.00
NLV04A89	Gowan Outfall Structure	Closed	\$13,373,572.56
NLV04B00	Gowan Outfall, Craig to Channel	Closed	\$301,821.67
NLV04C01	Gowan Outfall, Craig to Channel	Closed	\$1,566,299.84
NLV04F07	Simmons Street Drainage Improvements - Carey to Craig	Closed	\$2,110,016.45
NLV04G07	Gowan Outfall - Lone Mountain Branch, Decatur Blvd to Channel	Closed	\$15,057,798.44
NLV04I11	Simmons Street - Phase II, Carey to Cheyenne	Closed	\$5,464,819.43
NLV04K17	Gowan Outfall, Alexander Rd - Decatur to Simmons Street	Open	\$1,931,156.00
NLV05A89	Upper Las Vegas Wash Detention Basin	Closed	\$1,342,892.36
NLV06A91	Kyle Detention Basin	Closed	\$601,126.71
NLV06B93	Kyle Detention Basin	Closed	\$8,452,713.96
NLV07A92	Camino Al Norte Culvert	Closed	\$86,191.00
NLV08A94	Lower Las Vegas Wash Detention Basin	Closed	\$2,650,037.50

**Regional Flood Control District**  
**Capital Improvement Projects - Cumulative Reporting**  
**Pay-As-You-Go Funding**

<u>PROJECT</u>	<u>NAME</u>	<u>STATUS</u>	<u>TOTAL</u>
NLV08B97	Lower Las Vegas Wash Detention Basin Construction	Closed	\$3,316,222.35
NLV09A94	Range Wash Chnl W Trib/Confl DB-LV Blvd. + Vandenberg DB	Closed	\$2,299,092.06
NLV09C03	Range Wash - Lamb Blvd Storm Drain	Closed	\$337,143.54
NLV09D07	Range Wash - Lamb Blvd Storm Drain	Closed	\$5,733,340.83
NLV09E11	Vandenberg North Detention Basin & Outfall	Open	\$1,534,770.00
NLV09F13	Beltway Detention Basin and Channel	Closed	\$0.00
NLV09G13	Centennial Collector	Closed	\$50,086.74
NLV09I13	Beltway Detention Basin and Channel	Open	\$1,554,000.00
NLV10A97	A - Channel/Lake Mead Blvd. - Alexander Road	Closed	\$1,822,067.69
NLV10B99	Cheyenne Peaking Basin	Closed	\$3,445,309.49
NLV10F02	Las Vegas Wash Main Branch, Cheyenne Avenue to Lake Mead Boulevard	Closed	\$353,900.87
NLV10H07	Las Vegas Wash - Lake Mead Blvd to Las Vegas Blvd	Closed	\$2,069,215.34
NLV10I09	Las Vegas Wash - Las Vegas Blvd to Cheyenne Ave	Closed	\$697,124.80
NLV10K11	LVW - LV Blvd to Cheyenne Avenue	Closed	\$6,382,656.86
NLV10L19	Las Vegas Wash Cartier Channel	Open	\$698,289.00
NLV10M21	Lake Mead SD, LVW to Civic Center	Open	\$1,070,020.00
NLV11A97	W. Trib Las Vegas Wash (Camino Al Norte to Ann Rd)	Closed	\$1,494,634.14
NLV11B97	W. Trib Las Vegas Wash, Ph II (Ann Rd to Centennial PKWY)	Closed	\$2,154,439.86
NLV12A97	Clayton Channel- WTLVW >Centennial PKWY> Allen Ln	Closed	\$40,408.90
NLV13A98	Tributary to the Western Tributary @ Craig Rd	Closed	\$801,419.92
NLV13B02	Tributary to the Western Tributary at Craig Road	Closed	\$5,443,730.21
NLV14A00	Tributary to the Western Tributary @ Alexander Rd	Closed	\$735,930.14
NLV15A00	Las Vegas Wash - Losee Project	Closed	\$87,613.81
NLV16A00	Simmons Street Channel	Closed	\$1,013,785.70
NLV17A00	Centennial Parkway Channel East	Closed	\$2,486,927.42
NLV17B08	Centennial Parkway Channel East	Closed	\$19,334,832.52
NLV17C16	Fifth Street Collector, Centennial Pkwy to Deer Springs Way	Closed	\$419,976.43
NLV17D18	Fifth St Collector, Centennial Pkwy to Deer Spgs Way	Closed	\$4,716,057.46
NLV18A07	Colton Channel	Closed	\$1,175,047.77
NLV18B07	Brooks Channel	Closed	\$594,278.02
NLV18C07	Freeway Channel - Owens Avenue to Miller Avenue	Closed	\$1,528,308.05
NLV18D09	Freeway Channel - Owens Ave to Miller Ave, Phase I	Closed	\$4,389,989.00
NLV18E11	Freeway Channel - Owens Ave to Miller Avenue - Phase II	Closed	\$6,441,348.71
NLV18F13	Central Freeway Channel At Cheyenne	Closed	\$694,097.08
NLV18H14	Brooks Channel	Closed	\$4,689,970.93
NLV18I16	Central Freeway Channel at Cheyenne	Closed	\$9,663,354.07
NLV19A19	Carey-Lake Mead DB Outfall Modification	Open	\$115,000.00

**Regional Flood Control District  
Capital Improvement Projects - Cumulative Reporting  
Pay-As-You-Go Funding**

	<u>\$184,847,165.17</u>
<b>Grand Total</b>	<u><u>\$1,200,911,659.44</u></u>

**Regional Flood Control District  
Capital Improvement Projects - Cumulative Reporting  
Bond Funding**

**Boulder City**

<u>PROJECT</u>	<u>NAME</u>	<u>STATUS</u>	<u>TOTAL</u>
BOU01A87	Hemenway Wash	Closed	\$867,000.00
BOU01E19	Hemenway System, Phase IIB Improvements	Open	\$5,202,802.00
BOU04D02	West Airport Facilities	Closed	\$568,602.56
BOU04E03	Valley View, Red Mountain and DD Facilities	Closed	\$76,468.23
BOU04F05	Valley View and DD Facilities	Closed	\$632,017.12
BOU05D04	Veterans Memorial Detention Basin	Closed	\$3,236,343.92
BOU05E04	Yucca Debris Basin, Collection & Outfall	Closed	\$69,028.25
BOU05F04	Bootleg Canyon Facilities	Closed	\$365,646.88
BOU05I10	Yucca Debris Basin, Collection and Outfall	Closed	\$1,189,960.47
			<b>\$12,207,869.43</b>

**Clark County**

<u>PROJECT</u>	<u>NAME</u>	<u>STATUS</u>	<u>TOTAL</u>
CLA02F92	Rawhide Channel Improv/McLeod-Mtn Vista	Closed	\$2,678,784.24
CLA03E92	Van Buskirk Channel/ Phase III Construction	Closed	\$884,145.27
CLA03F92	Van Buskirk Channel/Phase V/Harmon-Harrison & Tropicana	Closed	\$1,318,316.18
CLA03G92	Van Buskirk Channel / Phase IV	Closed	\$949,302.79
CLA03H93	Van Buskirk Channel / Phases IIA & VI Construction	Closed	\$7,076,269.80
CLA04J03	Flamingo Wash, Algonquin Dr to Maryland Parkway	Closed	\$3,708,620.21
CLA04K03	Flamingo Wash, I-515 to Boulder Highway	Closed	\$4,358,838.58
CLA04L03	Lower Flamingo Detention Basin	Closed	\$1,078,896.68
CLA04T09	Lower Flamingo Detention Basin	Closed	\$3,387,621.44
CLA04W16	Flamingo Wash, Eastern Avenue	Closed	\$1,462,409.75
CLA06B93	Range Wash Confluence DB ROW & Construction	Closed	\$9,575,705.90
CLA07C03	Sloan Channel, Las Vegas Wash to Charleston	Closed	\$11,371,793.05
CLA08C98	Lower Duck Creek Detention Basin & Outfall Channel	Closed	\$12,823,423.07
CLA08T14	Duck Creek, Las Vegas Boulevard	Closed	\$6,981,477.12
CLA09B99	Durango Collector (Twain to Hacienda)	Closed	\$9,485,138.68
CLA10B99	Tropicana Wash, Paradise Road to Koval Lane	Closed	\$2,087,199.75
CLA10C03	Tropicana North Branch Detention Basin	Closed	\$3,763,800.00
CLA10E09	Tropicana North Branch Detention Basin	Closed	\$950,229.12
CLA12C99	Desert Inn Detention Basin & Collection System	Closed	\$5,327,982.96
CLA13C98	Lakes DB Collection System	Closed	\$17,986,141.42
CLA14B99	Duck Creek Channel (Hollywood Blvd to Stephaine St)--ROWA	Closed	\$1,598,918.50
CLA14M03	Duck Creek, Broadbent Blvd Bridge and Channel	Closed	\$2,176,640.38
CLA14N03	Duck Creek, Broadbent Blvd to Boulder Highway	Closed	\$5,832,117.22
CLA14P03	Duck Creek, Eldorado Lane to Spencer Street	Closed	\$343,994.59
CLA14Q04	Duck Creek, Topaz Street to Eastern Avenue	Closed	\$2,119,552.08
CLA14W11	Duck Creek, Robindale to I-215	Closed	\$650,561.15
CLA15B99	Colorado Avenue Storm Drain System	Closed	\$15,259,421.39
CLA15E13	LVW-Sloan to Stewart-Flam Wash below Nellis	Open	\$84,184,000.00

**Regional Flood Control District  
Capital Improvement Projects - Cumulative Reporting  
Bond Funding**

<u>PROJECT</u>	<u>NAME</u>	<u>STATUS</u>	<u>TOTAL</u>
CLA15F16	Las Vegas Wash - Water Reclamation Channel	Closed	\$3,400,000.00
CLA16L09	Lower Blue Diamond Detention Basin	Closed	\$2,581,701.25
CLA16M09	Blue Diamond Wash Wigwam, UPRR to Rainbow Blvd	Closed	\$5,067,171.04
CLA16N09	Blue Diamond Wash Wigwam, UPRR to Jones Blvd	Closed	\$0.00
CLA17A98	Blue Diamond Chnl/Durango Dr - Rainbow Blvd (Beltway 7B)	Closed	\$1,021,760.73
CLA17D04	Blue Diamond Channel - Jones Branch	Closed	\$641,602.04
CLA18A98	Red Rock Channel/Russell Rd - Hualapai Way	Closed	\$1,793,162.82
CLA19D03	Red Rock Channel, Naples Branch	Closed	\$9,885,005.24
CLA26D11	Flamingo Diversion-South Buffalo Branch, Flamingo Wash to Sunset Rd	Closed	\$7,030,263.37
CLA27D13	Flamingo Diversion - Rainbow Branch	Closed	\$9,654,169.07
CLA38B20	Silverado Ranch DB, Collection & Outfall	Open	\$26,000,000.00
			<u>\$286,496,136.88</u>

**Clark County Outlying**

<u>PROJECT</u>	<u>NAME</u>	<u>STATUS</u>	<u>TOTAL</u>
IND01B04	Indian Springs Detention Basin	Closed	\$2,650,794.34
LAU01B92	Unnamed Wash, Laughlin	Closed	\$2,577,722.08
LAU02C94	Hiko Springs, Laughlin	Closed	\$1,200,000.00
LAU04B17	SR 163 at Casino Drive	Open	\$2,250,000.00
MOA03B21	Fairgrounds DB and Outfall	Open	\$13,796,500.00
			<u>\$22,475,016.42</u>

**Regional Flood Control District  
Capital Improvement Projects - Cumulative Reporting  
Bond Funding**

**Henderson**

<u>PROJECT</u>	<u>NAME</u>	<u>STATUS</u>	<u>TOTAL</u>
HEN01D91	Pittman Wash Channel - Phase II Construction	Closed	\$2,071,148.80
HEN01E93	Pittman Wash Channel Phase IIIA Construction	Closed	\$776,682.83
HEN03B92	UPRR Channel Construction	Closed	\$2,149,477.47
HEN04C93	Mission Hills System Construction	Closed	\$5,503,671.37
HEN04D94	C-1 Channel / Lake Mead Dr. - Burkholder	Closed	\$3,398,432.50
HEN04E96	Mission Hills Western Interceptor Diversion	Closed	\$2,100,000.00
HEN04J99	Black Mountain Detention Basin & Outfall	Closed	\$5,233,184.00
HEN04L01	C-1 Chnl, Mdl & Upr Reaches-PhI: Burkholder - Boulder HWY	Closed	\$4,784,787.10
HEN04M03	C-1 Channel, Upper & Middle Reaches - Vermillion Dr - Boulder HWY	Closed	\$3,689,653.67
HEN05B98	Pioneer DB Outfall	Closed	\$2,952,988.96
HEN05F12	Pioneer Detention Basin Expansion and Inflow	Closed	\$1,330,852.11
HEN05G16	Horizon Ridge Detention Basin	Closed	\$6,784,863.71
HEN06J13	Equestrian Detention Basin Expansion	Closed	\$1,025,764.52
HEN06K13	Equestrian Tributary, Phase II	Closed	\$2,147,066.76
HEN07C11	Pittman Park Peaking Basin Modification	Closed	\$0.00
HEN07G20	Whitney Ranch Channel Replacement	Open	\$19,273,227.00
HEN12D03	Pittman Wash - Burns	Closed	\$257,326.75
HEN12E05	Gibson Conveyance System	Closed	\$2,164,571.54
HEN12J16	Palm Hills Channel	Closed	\$1,880,256.03
HEN13B03	Boulder Highway Channel	Closed	\$6,534,523.99
HEN15B02	Pittman Wash Railroad Channel, Phase I (Resol. No. 02-6)	Closed	\$1,989,679.32
HEN15C04	Pittman Wash Railroad Channel, US-95 to Major Avenue	Closed	\$5,537,919.81
HEN18A03	Drake Channel	Closed	\$75,265.32
HEN19A03	Northeast Detention Basin and Levee	Closed	\$1,134,804.61
HEN20B04	C-1 Channel, US-95 Tributary 1	Closed	\$1,522,849.50
HEN23B16	Center Street Storm Drain	Closed	\$8,266,384.95
HLD06A15	Appaloosa Storm Drain, Local Drainage Project	Closed	\$925,332.15
			<b>\$93,510,714.77</b>

**Las Vegas**

<u>PROJECT</u>	<u>NAME</u>	<u>STATUS</u>	<u>TOTAL</u>
LAS01E13	Angel Park Detention Basin Expansion	Closed	\$4,085,640.34
LAS02E92	Buffalo Channel/Summerlin Pkwy-Vegas Dr.	Closed	\$1,911,377.65
LAS03C91	Gowan Detention Basin	Closed	\$7,184,517.75
LAS04D92	Oakey Detention Basin & Conveyance	Closed	\$6,887,121.59
LAS05E03	Oakey - Meadows Storm Drain	Closed	\$5,221,885.40
LAS05F03	Alta Parallel System	Closed	\$2,093,934.39
LAS05K15	Oakey-Meadows Storm Drain, Phase III	Closed	\$24,265,142.63
LAS09C91	Washington Ave./Sandhill Outlet	Closed	\$1,496,312.93
LAS09E93	Washington Ave. / Virgil-Lena	Closed	\$2,862,675.33
LAS09N99	Upr Wash Ave Conv Sys, Ph II: Veterans Memorial Dr - UPRR	Closed	\$6,279,449.66

**Regional Flood Control District  
Capital Improvement Projects - Cumulative Reporting  
Bond Funding**

<u>PROJECT</u>	<u>NAME</u>	<u>STATUS</u>	<u>TOTAL</u>
LAS09O99	Freeway Channel - Alta Dr to Sahara Ave & Bypass Facility	Closed	\$36,285,968.75
LAS09T04	Freeway Channel, Charleston Lateral	Closed	\$4,336,897.56
LAS10C94	Lone Mtn. Detention Basin	Closed	\$315,482.25
LAS10I98	Gowan North Channel, Ph II/Durango Dr	Closed	\$5,455,374.03
LAS10T02	Gowan North System - Ph III: Alexander Rd to Lone Mtn Rd	Closed	\$7,539,040.96
LAS10V03	GNC - Lone Mountain Road (El Capitan Way to the Western Beltway)	Closed	\$634,984.37
LAS10W04	Lone Mountain System, Lone Mtn DB Outfall to Durango	Closed	\$2,734,160.02
LAS10X05	Ann Road Detention Basin Facilities (CAM 10 DB)	Closed	\$9,317,720.04
LAS14D14	Freeway Channel-Washington, MLK to Rancho Drive	Closed	\$10,663,228.56
LAS16D01	Ann Road, Allen Lane to Rancho Drive	Closed	\$7,069,867.82
LAS16E04	Rancho Detention Basin, Phase II	Closed	\$464,510.86
LAS16F04	Rancho Road System (El Campo Grande Storm Drain)	Closed	\$573,652.99
LAS17E03	Peak Drive System (Jones Blvd to Michael Way)	Closed	\$456,338.90
LAS19C05	Owens Avenue System (Vegas Dr Storm Drain) - Michael Way to Rancho Drive	Closed	\$1,596,671.67
LAS21A03	Upper Las Vegas Wash Facility Study	Closed	\$243,392.60
LAS22A03	Decatur/Elkhorn/Rainbow System Predesign	Closed	\$368,594.70
LAS22M09	Las Vegas Wash - Rainbow (Elkhorn Rd to Grand Teton Dr)	Closed	\$7,696,565.04
LAS22N09	Las Vegas Wash - Decatur & Elkhorn, CC 215	Closed	\$25,788,320.03
LAS22O09	N & S Environ Enhancement Areas - Floyd Lamb Park	Closed	\$25,314,907.94
LAS22P09	Elkhorn Springs & Buffalo Storm Drain	Closed	\$1,567,520.54
LAS24F10	Gowan Outfall - Lone Mountain Branch (Rancho to Decatur)	Closed	\$10,109,824.95
LAS24N21	Gowan North-El Capitan, Ann Rd to Centennial Pkwy	Open	\$10,042,401.00
LAS26D14	Grand Teton - Hualapai to Tee Pee	Closed	\$6,245,247.37
LAS28A10	Langtry Channel Bonanza to Washington Avenue	Closed	\$1,002,676.43
			<b>\$238,111,407.05</b>

**Mesquite**

<u>PROJECT</u>	<u>NAME</u>	<u>STATUS</u>	<u>TOTAL</u>
MES01B89	Town Wash Detention Basin (Design & Construction)	Closed	\$3,692,545.65
MES01D10	Town Wash Conveyance, I-15 to the Virgin River	Closed	\$7,366,966.99
MES02B03	Abbott Wash Conveyance System, Pioneer Blvd to the Virgin River	Closed	\$10,625,472.16
			<b>\$21,684,984.80</b>

**North Las Vegas**

<u>PROJECT</u>	<u>NAME</u>	<u>STATUS</u>	<u>TOTAL</u>
NLV01D03	Upper Las Vegas Wash	Closed	\$31,132,709.75

**Regional Flood Control District  
Capital Improvement Projects - Cumulative Reporting  
Bond Funding**

<u>PROJECT</u>	<u>NAME</u>	<u>STATUS</u>	<u>TOTAL</u>
NLV01F09	Tropical Parkway Channel East	Closed	\$5,900,026.83
NLV01I14	Ann Road Channel East, ULVW to Fifth Street	Closed	\$5,580,349.42
NLV03D93	West Range Wash Diversion Dike	Closed	\$2,251,608.79
NLV03J19	Hollywood System, Phase II, NAFB Reach	Open	\$19,921,851.00
NLV03K19	Range Wash - Ann Branch, Phase II	Open	\$7,697,245.00
NLV03L20	Hollywood System, Centennial Pkwy to Speedway #2 DB	Open	\$10,355,000.00
NLV04D04	Gowan Outfall - Lone Mountain Branch, Decatur Blvd to Channel	Closed	\$1,179,589.48
NLV04H09	Simmons Street Drainage Improvements - Gowan Outfall	Closed	\$2,280,988.68
NLV04J14	Simmons Street Drainage Impvments-Alexander to Gowan Outfall	Closed	\$14,878,224.09
NLV04L21	Gowan Outfall-Alexander-Decatur- Simmons,Simmons-Clayton	Open	\$33,988,550.00
NLV05B92	Upper Las Vegas Wash Detention Basin Construction	Closed	\$8,010,318.87
NLV06B93	Kyle Detention Basin	Closed	\$5,037,000.00
NLV08B97	Lower Las Vegas Wash Detention Basin Construction	Closed	\$4,433,240.98
NLV09B99	Vandenberg Detention Basin	Closed	\$5,347,006.76
NLV09H14	Centennial Collector	Closed	\$2,256,922.92
NLV09J19	Beltway Detention Basin, Collection and Outfall	Open	\$16,778,289.00
NLV09K19	Vandenberg North DB, Collection & Outfall, Phase II	Open	\$25,999,000.00
NLV10E03	"A" Channel Three Bridges Project (Cheyenne Ave, Las Vegas Blvd, and Carey Ave)	Closed	\$9,966,315.63
NLV10G03	Cheyenne Peaking Basin, Collection & Outfall - Alexander Rd to Cheyenne Ave	Closed	\$15,482,525.64
NLV10J10	LV Wash Main Branch-LV Blvd. to Lake Mead Blvd.	Closed	\$21,161,048.84
NLV11C98	W. Trib Las Vegas Wash Chnl, Ph I (Ann Rd - Clayton St)	Closed	\$7,898,144.87
NLV11D99	W. Trib Las Vegas Wash, Ph III (LLVWDB to Camino Al Norte)	Closed	\$2,499,963.56
NLV11E99	W. Trib of the Las Vegas Wash, Ph II (Ann to Centennial)	Closed	\$7,772,320.98
NLV14B03	Tributary to the Western Tributary @ Alexander Rd	Closed	\$7,636,332.88
NLV15B03	Las Vegas Wash - Losee Road	Closed	\$1,142,595.43
NLV16B03	Simmons Street Channel	Closed	\$4,885,102.93
NLV18G14	Colton Avenue Flood Control Improvements	Closed	\$6,811,918.64
			<b>\$288,284,190.97</b>
		<b>Grand Total</b>	<b><u>\$962,770,320.32</u></b>



**2021-2022 PROJECTS FUNDED SUMMARY**

Facility Description	Project Number	Project Scope (1)	Year-1 Programmed (2)	Year-2/Year-3 Programmed (2)/(3)	Funding Amount (4)	Approval Date	Item #
<b>HENDERSON (Southeast Las Vegas Valley)</b>							
Pittman Sunset, Burns to Foster		Construction	0.00	5,617,288.00	0.00		
Galleria to Sunset		Construction	0.00	1,463,860.00	0.00		
<b>Anthem Parkway Channel - Horizon Ridge to Siena Heights - 1st Supplemental</b>		<b>Design</b>	<b>46,650.00</b>	<b>0.00</b>	<b>46,650.00</b>	<b>12/9/2021</b>	
Pittman Anthem Parkway Channel - Siena Heights to Horizon Ridge		Construction	0.00	3,364,422.00	0.00		
Pittman North Detention Basin & Outfall, Phase III - Closeout	HEN16F17	Construction	(1,028,927.83)	0.00	(1,028,927.83)	10/14/2021	7
Pittman Pabco - Boulder Highway Crossing - Closeout	HEN25B19	Construction	(190,369.90)	0.00	(190,369.90)	10/14/2021	7
Whitney Ranch Channel Replacement - 1st Supplemental	HEN07G20	Construction	3,810,363.00		3,810,363.00	9/9/2021	10a
<b>Henderson Total</b>			<b>\$2,637,715.27</b>	<b>\$10,445,570.00</b>	<b>\$2,637,715.27</b>		
<b>HENDERSON 3-YEAR TOTALS:</b>		<b>PROJECTS PROGRAMMED</b>	<b>\$13,083,285.27</b>				
		<b>ESTIMATED RESOURCES</b>	<b>\$11,134,631.00</b>				
		<b>REMAINING RESOURCES</b>	<b>\$8,496,915.73</b>				

<b>LAS VEGAS (Central Las Vegas Valley)</b>							
Lake Mead - Carey - Lake Mead Detention Basin Outfall		Construction	555,166.00	0.00	0.00		
Owens Avenue System - Vegas Storm Drain, Shadow Mountain to Jones		Construction	0.00	3,323,245.00	0.00		
Meadows - Charleston Storm Drain, Essex to Lindell		Construction	0.00	15,978,223.00	0.00		
Las Vegas Wash - Stewart, Las Vegas Wash to Lamb - 2nd Supplemental	LAS25C20	Design	648,000.00	0.00	648,000.00	10/14/2021	13
Las Vegas Wash - Stewart, Las Vegas Wash to Lamb		Construction	0.00	9,731,080.00	0.00		
Meadows Detention Basin Upgrade		Construction	0.00	2,285,000.00	0.00		
Owens Avenue East - LV to Eastern		Design	2,332,191.00	0.00	0.00		
Meadows/Charleston-VIA Olivero, Montessori to Buffalo		Design	546,693.00	0.00	0.00		
Flamingo - Boulder Hwy. North, Charleston - Main to Maryland		Construction	0.00	7,384,660.00	0.00		
Flamingo - Boulder Hwy., N-Boulder Hwy., Sahara to Charleston - Closeout	LAS29B15	Design	(174,546.06)	0.00	(174,546.06)	11/18/2021	8
Gowan North - El Capitan Branch, Ann Road to Centennial Parkway	LAS24N21	Construction	10,042,401.00	0.00	10,042,401.00	10/14/2021	15b
Gowan - Alexander Rd., Rancho to Decatur		Construction	0.00	10,296,381.00	0.00		
Brent Drainage System - Durango to OHare		Construction	0.00	8,404,185.00	0.00		
Centennial Pkwy Channel West - Farm Rd - Oso Blanca to Tee Pee		Construction	0.00	6,057,110.00	0.00		
<b>Las Vegas Total</b>			<b>\$13,949,904.94</b>	<b>\$63,459,884.00</b>	<b>\$10,515,854.94</b>		
<b>LAS VEGAS 3-YEAR TOTALS:</b>		<b>PROJECTS PROGRAMMED</b>	<b>\$77,409,788.94</b>				
		<b>ESTIMATED RESOURCES</b>	<b>\$90,739,352.00</b>				
		<b>REMAINING RESOURCES</b>	<b>\$80,223,497.06</b>				

<b>NORTH LAS VEGAS (Northern Las Vegas Valley)</b>							
North Las Vegas Detention Basin Upgrade		Design	658,922.00	0.00	0.00		
Las Vegas Wash - Iron Mountain, Bradley to Decatur		Construction	0.00	5,000,000.00	0.00		
Lake Mead Storm Drain - Las Vegas Wash to Civic Center		Construction	0.00	7,897,167.00	0.00		
Las Vegas Wash Cartier Channel		Construction	6,410,274.00	0.00	0.00		
Orchard Collector - Charleston to Linden		Construction	0.00	6,939,465.00	0.00		
Jim McGaughey Detention Basin & Outfall		Right-of-Way	800,000.00	0.00	0.00		
Jim McGaughey Detention Basin & Outfall		Construction	0.00	18,463,354.00	0.00		
Range Wash - Ann Branch - Closeout	NLV03F17	Design	(455,850.43)	0.00	(455,850.43)	7/8/2021	8
<b>North Las Vegas Total</b>			<b>\$7,413,345.57</b>	<b>\$38,299,986.00</b>	<b>(\$455,850.43)</b>		
<b>NORTH LAS VEGAS 3-YEAR TOTALS:</b>		<b>PROJECTS PROGRAMMED</b>	<b>\$45,713,331.57</b>				
		<b>ESTIMATED RESOURCES</b>	<b>\$70,311,654.00</b>				
		<b>REMAINING RESOURCES</b>	<b>\$70,767,504.43</b>				

<b>CLARK COUNTY (Southwest Las Vegas Valley and Outlying Areas)</b>							
Flamingo - Cimarron Branch - Russell Road to Patrick Lane	CLA01F21	Design	520,000.00	0.00	520,000.00	8/12/2021	12b
Flamingo - Cimarron Branch		Construction	0.00	3,039,194.00	0.00		
Flamingo Wash - Maryland to Palos Verde		Construction	5,423,616.00	0.00	0.00		
Airport Channel - Naples Channel and Peaking Basin		Construction	29,960,000.00	0.00	0.00		
Flamingo Wash, UPRR to Hotel Rio Drive - 3rd Supplemental	CLA10F10	Design	460,000.00	0.00	460,000.00	7/8/2021	12
Flamingo Wash - Industrial Road To Hotel Rio Dr		Construction	1,400,000.00	0.00	0.00		
Vanbuskirk - Tropicana, Maryland Pkwy to University Center		Design	412,843.00	0.00	0.00		
Vanbuskirk - Tropicana, Maryland Pkwy to University Center		Construction	0.00	3,789,898.00	0.00		
Tropicana Wash at Swenson Street - 10th Amended Closeout	CLA10G12	Construction	(1,198.79)	0.00	(1,198.79)	10/14/2021	8
Las Vegas Wash - Branch 02 - Jimmy Durante to Boulder Hwy		Construction	0.00	6,770,428.00	0.00		
Blue Diamond Wash - Arville to I-15	CLA16Q21	Construction	6,650,000.00	0.00	6,650,000.00	11/18/2021	16b
Duck/Cr /Blue Diamond - Bermuda Road to Las Vegas Blvd		Construction	10,460,511.00	0.00	0.00		
Blue Diamond Channel, Amigo to Haven		Construction	0.00	7,700,333.00	0.00		

**2021-2022 PROJECTS FUNDED SUMMARY**

Facility Description	Project Number	Project Scope (1)	Year-1 Programmed (2)	Year-2/Year-3 Programmed (2)/(3)	Funding Amount (4)	Approval Date	Item #
<b>CLARK COUNTY (Southwest Las Vegas Valley and Outlying</b>							
Blue Diamond Channel 02, Decatur - Le Baron Channel to Richmar - Phase 1 - 1st Supplemental	CLA38F20	Construction	86,153.00	0.00	86,153.00	11/18/2021	15a
Blue Diamond Channel 02, Decatur - Le Baron to Richmar - Phase 2		Construction	3,500,000.00	0.00	0.00		
Blue Diamond Railroad Channel		Construction	0.00	6,370,831.00	0.00		
Sunset Park - Duck Creek Wash to Eastern Avenue	CLA14X21	Design	1,630,000.00	0.00	1,630,000.00	8/12/2021	12a
Duck Creek, Sunset Park		Construction	0.00	20,969,328.00	0.00		
Fairgrounds Detention Basin & Outfall - 7th Supplemental	MOA03A11	Design	160,000.00	0.00	160,000.00	11/18/2021	7
Goodsprings - Phase I		Right-of-Way	377,402.00	0.00	0.00		
Goodsprings - Phase I		Construction	2,547,448.00	0.00	0.00		
Muddy River West Levee, Moapa Valley - Closeout	MOA01B89	Design	(594,567.18)	0.00	(594,567.18)	7/8/2021	8
Muddy River - Cooper to Yamashita		Right-of-Way	1,557,142.00	0.00	0.00		
Muddy River - Cooper to Yamashita		Design	1,275,096.00	0.00	0.00		
Hiko Springs Wash Detention Basin Expansion	LAU02D21	Design	620,000.00	0.00	620,000.00	10/14/2021	14
Searchlight - West - State Hwy 164		Construction	5,857,039.00	0.00	0.00		
Windmill Wash Detention Basin Expansion and Jess Waite Levee Facilities (aka Windmill Wash Detention Basin Expansion)		Construction	0.00	2,278,462.00	0.00		
<b>Clark County Total</b>			<b>\$72,301,484.03</b>	<b>\$50,918,474.00</b>	<b>\$9,530,387.03</b>		
<b>CLARK COUNTY 3-YEAR TOTALS:</b>			<b>PROJECTS PROGRAMMED</b>	<b>\$123,219,958.03</b>			
			<b>ESTIMATED RESOURCES</b>	<b>\$131,676,428.00</b>			
			<b>REMAINING RESOURCES</b>	<b>\$122,146,040.97</b>			

<b>CITY OF MESQUITE</b>							
Town Wash - Mesa Boulevard, El Dorado to Town Wash		Construction	8,166,251.00	0.00	0.00		
Virgin River Flood Wall		Construction	0.00	8,560,000.00	0.00		
<b>City of Mesquite Total</b>			<b>\$8,166,251.00</b>	<b>\$8,560,000.00</b>	<b>\$0.00</b>		
<b>MESQUITE 3-YEAR TOTALS:</b>			<b>PROJECTS PROGRAMMED</b>	<b>\$16,726,251.00</b>			
			<b>ESTIMATED RESOURCES</b>	<b>\$19,077,507.00</b>			
			<b>REMAINING RESOURCES</b>	<b>\$19,077,507.00</b>			

<b>BOULDER CITY</b>							
<b>Boulder City Total</b>			<b>\$0.00</b>	<b>\$0.00</b>	<b>\$0.00</b>		
<b>BOULDER CITY 3-YEAR TOTALS:</b>			<b>PROJECTS PROGRAMMED</b>	<b>\$0.00</b>			
			<b>ESTIMATED RESOURCES</b>	<b>\$3,196,095.00</b>			
			<b>REMAINING RESOURCES</b>	<b>\$3,196,095.00</b>			

<b>SUMMARY</b>	
TOTAL 3-YEAR PROJECTS PROGRAMMED <sup>(2)</sup>	<b>\$276,152,614.81</b>
TOTAL ESTIMATED RESOURCES (Year-1)	<b>\$136,155,084.00</b>
TOTAL REMAINING DESIGN PROJECTS (Year-1)	<b>\$5,225,745.00</b>
TOTAL PROJECTS FUNDED (Year-1)	<b>\$22,228,106.81</b>
CURRENT AVAILABLE CONSTRUCTION RESOURCES (Year-1)	<b>\$108,701,232.19</b>

<b>LOCAL DRAINAGE (5)</b>							
			0.00	0.00	0.00		
			0.00	0.00	0.00		
<b>Local Drainage Total</b>			<b>\$0.00</b>	<b>\$0.00</b>	<b>\$0.00</b>		

**Notes**

- (1) Construction typically includes Construction and/or Construction Administration Design typically includes Predesign, Design, Right-of-way, Environmental, and/or Other
- (2) Includes amendments to the Ten-Year Construction Program
- (3) Year-2/Year-3 do not include design projects. Design projects are not eligible for acceleration
- (4) Action is being taken in current month on projects in bold/italics.
- (5) Local Drainage projects are not part of the Ten-Year Construction Program

**ESTIMATED FUNDING SCHEDULE**

Month-Year	Funding Requests Received			Estimated Resources for CIP		Priority Date	Notes
	Facility Description	Project #	Amount	Resources (1)	Available (1)		
	<b>FISCAL YEAR 2021-22</b>						
Dec-21	ESTIMATED REMAINING FISCAL YEAR CIP RESOURCES				\$57,243,784		
	Anthem Parkway Channel - Horizon Ridge to Siena Heights - 1st Supplemental	HEN22B21	\$46,650		\$57,197,134		
	No Projects Awaiting Funding						

Notes: (1) Estimated CIP resources are from the FY2021-22 Ten-Year Construction Program and may be adjusted for current economic conditions.


CLARK COUNTY  
REGIONAL FLOOD CONTROL DISTRICT  
AGENDA ITEM

<b>SUBJECT:</b>
TEN-YEAR CONSTRUCTION PROGRAM AMENDMENTS
<b>PETITIONER:</b>
STEVEN C. PARRISH, P.E., GENERAL MANAGER/CHIEF ENGINEER
<b>RECOMMENDATION OF PETITIONER:</b>
ADOPT AMENDMENTS TO THE TEN-YEAR CONSTRUCTION PROGRAM (FOR POSSIBLE ACTION)

**FISCAL IMPACT:** None.

**BACKGROUND:** In accordance with Policies and Procedures Section II.B.9 general amendments can be processed to address scheduling changes and/or the need for additional funding. This agenda item addresses requested changes in funding, positive and negative, associated with this agenda as they impact the Ten-Year Construction Program (TYCP). Amendments to the TYCP are shown for:

Project Description	Project Number	Item No. / Action	Current TYCP Amount	Requested Amendment Amount
Anthem Parkway Channel – Horizon Ridge to Siena Heights	HEN22B21	Item #07 1 <sup>st</sup> Supplemental	\$ 0.00	\$ 46,650.00

  
 Steven C. Parrish, P.E.  
 General Manager/Chief Engineer

TAC AGENDA ITEM #05 Date: 11/18/2021	RFCD AGENDA ITEM # Date: 12/09/2021
CAC AGENDA ITEM #05 Date: 11/29/2021	

Regional Flood Control District  
AGENDA ITEM DEVELOPMENT

<b>Staff Discussion:</b>	Date: 11/08/2021
TEN YEAR CONSTRUCTION PROGRAM AMENDMENTS	
In accordance with Policies and Procedures Section II.B.9, general amendments can be processed to address scheduling changes and/or the need for additional funding. This agenda item addresses requested changes in funding, positive and negative, associated with this agenda as they impact the Ten-Year Construction Program (TYCP).	
<b>Staff Recommendation:</b>	
Approve.	
<b>Discussion by Technical Advisory Committee:</b>	AGENDA #05 Date: 11/18/2021
<b>Recommendation:</b>	
<b>Discussion by Citizens Advisory Committee:</b>	AGENDA #05 Date: 11/29/2021
<b>Recommendation:</b>	

EXHIBIT C

CITY OF HENDERSON  
10-YEAR CONSTRUCTION PROGRAM  
Amended December 9, 2021

TOTAL PLAN	Existing Value/ Comments	Project Cost Per MPU	Total Plan	FIRST FIVE YEARS 7/2021 THRU 6/2026			Board Date	Amount	Amendment?	Project No.
				(Year 1) FY 21/22	(Year 2) FY 22/23	(Year 3) FY 23/24				
<b>TOTAL PLAN</b>			<b>Annual Resources</b>	<b>\$863,582,254</b>	<b>\$80,891,141</b>	<b>\$48,637,248</b>	<b>\$143,443,336</b>			
Unencumbered from previous year	\$75,593,943		<b>Cumulative Available Resources</b>	<b>\$799,472,955</b>	<b>\$31,886,382</b>	<b>\$29,271,520</b>	<b>\$39,550,436</b>			
<b>ENTITY RESOURCES</b>			<b>Annual Resources</b>	<b>\$49,363,176</b>	<b>(\$2,378,677)</b>	<b>\$3,310,182</b>	<b>\$10,203,118</b>			
Unencumbered from previous year	(\$6,686,388)		<b>Cumulative Available Resources</b>	<b>\$42,684,798</b>	<b>(\$5,019,393)</b>	<b>(\$1,709,201)</b>	<b>\$1,848,655</b>			
<b>ENTITY TOTAL</b>		<b>\$827,312,090</b>	<b>\$165,265,250</b>	<b>\$45,472,073</b>	<b>\$2,637,715</b>	<b>\$0</b>	<b>\$10,445,570</b>		<b>\$2,637,715</b>	
<b>HYDROGRAPHIC BASIN: PITTMAN</b>		<b>\$627,639,150</b>	<b>\$144,781,050</b>	<b>\$46,115,958</b>	<b>\$2,637,715</b>	<b>\$0</b>	<b>\$10,445,570</b>		<b>\$2,637,715</b>	
<b>SYSTEM: Pittman Burns</b>		<b>\$98,833,140</b>	<b>\$18,777,810</b>	<b>\$7,081,148</b>	<b>\$0</b>	<b>\$0</b>	<b>\$7,081,148</b>		<b>\$0</b>	
<b>PROJECT: Pittman Sunset, Burns to Foster</b>										
Design/Admin	PTBH 0000, 0014, 0015	Design Started 19/20	\$980,240				\$416,095			
Right-of-way	PTBU 0034, 0037, 0067, 0089	HEN12K19	\$784,190	\$8,617,288						
Construction			\$4,901,200				\$5,201,193			
<b>PROJECT: Galleria to Sunset</b>										
Design/Admin	PTBU 0000, 0008, 0023, 0028, 0032		\$597,510	\$1,463,860						
Right-of-way			\$478,000							
Construction		Developer Participation	\$2,987,470				\$1,463,860			
<b>SYSTEM: Pittman Beltway</b>		<b>\$292,465,180</b>	<b>\$29,666,080</b>	<b>\$3,411,072</b>	<b>\$46,650</b>	<b>\$0</b>	<b>\$3,364,422</b>		<b>\$46,650</b>	
<b>PROJECT: Pittman Anthem Parkway Channel, Siena Heights to Horizon Ridge</b>										
1st Supplement	Design/Admin	PTAP 0018	Design Started 20/21	\$203,110	\$3,411,072		\$46,650	\$86,217	12/9/2021	\$46,650
Right-of-way			HEN22B21	\$162,490						YES
Construction				\$1,015,560			\$3,278,205			Amended
<b>PROJECT:</b>										
Design/Admin				\$0						
Right-of-way				\$0						
Construction				\$0						
<b>PROJECT:</b>										
Design/Admin				\$0						
Right-of-way				\$0						
Construction				\$0						
<b>SYSTEM: Lower Pittman</b>		<b>\$196,101,500</b>	<b>\$38,939,280</b>	<b>\$3,810,363</b>	<b>\$3,810,363</b>	<b>\$0</b>	<b>\$0</b>		<b>\$3,810,363</b>	
<b>PROJECT: Whitney Ranch Channel Replacement Project</b>										
Design/Admin	WWDC 0001, 0016, 0031, 0034, 0053, 0056, 0070	Design Started 18/19	\$1,182,130	\$3,810,363						
Right-of-way		HEN07F18	\$929,710							
Construction		Eng Est	\$5,810,690				\$3,810,363		9/9/2021	\$3,810,363
1st Supplement										YES
										HEN07G20
<b>SYSTEM: Pittman Pabco</b>		<b>\$581,310</b>	<b>\$5,492,940</b>	<b>(\$190,370)</b>	<b>(\$190,370)</b>	<b>\$0</b>	<b>\$0</b>		<b>(\$190,370)</b>	
<b>PROJECT: Pittman Pabco Boulder Highway Crossing</b>										
Design/Admin										
Right-of-way	PTPA 0285, 0286			(\$180,370)						
Construction										
CLOSEOUT									10/14/2021	(\$190,370)
										YES
										HEN25B19
<b>PROJECT:</b>										
Design/Admin				\$0						
Right-of-way				\$0						
Construction				\$0						
<b>SYSTEM: Upper Pittman</b>		<b>\$39,658,020</b>	<b>\$51,885,240</b>	<b>\$31,003,742</b>	<b>(\$1,028,928)</b>	<b>\$0</b>	<b>\$0</b>		<b>(\$1,028,928)</b>	
<b>PROJECT: Southeast Pittman Detention Basin</b>										
Design/Admin	PTBE 0062, 0063, 0064 & PTBO 0000		\$1,325,760	\$9,583,782					9/9/2021	Moved
Right-of-way			\$1,090,600							
Construction			\$6,628,770						9/9/2021	Moved
<b>PROJECT: Pittman Gillespie</b>										
Design/Admin	PTGL 0001, 0011		\$982,710	\$7,324,064					9/9/2021	Moved
Right-of-way			\$786,180							
Construction			\$4,913,530						9/9/2021	Moved
<b>PROJECT: Pittman North Detention Basin and Outfall</b>										
Design/Admin		Design Started 01/02								
Right-of-way	PTNO 0180, 0181, 0182	HEN16A01		(\$1,028,928)						
Construction		Eng Est							10/14/2021	(\$1,028,928)
CLOSEOUT										YES
										HEN16F17
<b>PROJECT: Pittman Wash South Phase 1 - Pittman North Detention Basin to Larson Lane</b>										
Design/Admin	PTSD 0016, 0017, 0043		\$1,026,440	\$8,200,824					9/9/2021	Moved
Right-of-way			\$821,140						9/9/2021	Moved
Construction			\$5,132,170						9/9/2021	Moved
<b>PROJECT: Southwest Pittman Detention Basin</b>										
Design/Admin	PTSD 0233, 0234 & PTN2 0187		\$927,550	\$8,613,800					9/9/2021	Moved
Right-of-way			\$742,040							
Construction			\$4,837,790						9/9/2021	Moved

EXHIBIT C

CITY OF HENDERSON  
10-YEAR CONSTRUCTION PROGRAM  
Amended December 9, 2021

	Existing Value/ Comments	Project Cost Per MPU	Total Plan	FIRST FIVE YEARS 7/2021 THRU 6/2026			Board Date	Amount	Amendment?	Project No.
				(Year 1) FY 21/22	(Year 2) FY 22/23	(Year 3) FY 23/24				
<b>TOTAL PLAN</b>			<b>Annual Resources</b>	<b>\$863,582,254</b>	<b>\$80,981,141</b>	<b>\$48,837,348</b>	<b>\$143,443,336</b>			
Unencumbered from previous year	\$75,593,943		<b>Cumulative Available Resources</b>	<b>\$799,472,955</b>	<b>\$31,686,382</b>	<b>\$29,271,520</b>	<b>\$39,550,436</b>			
<b>ENTITY RESOURCES</b>			<b>Annual Resources</b>	<b>\$49,363,176</b>	<b>(\$2,378,877)</b>	<b>\$3,310,182</b>	<b>\$10,203,118</b>			
Unencumbered from previous year	(\$6,686,388)		<b>Cumulative Available Resources</b>	<b>\$42,676,788</b>	<b>(\$5,016,393)</b>	<b>(\$1,708,291)</b>	<b>(\$1,948,655)</b>			
<b>ENTITY TOTAL</b>	<b>\$827,312,090</b>	<b>\$165,265,250</b>	<b>\$45,472,073</b>	<b>\$2,637,715</b>	<b>\$0</b>	<b>\$10,445,570</b>		<b>\$2,637,715</b>		
<b>HYDROGRAPHIC BASIN: C-1</b>	<b>\$199,672,940</b>	<b>\$20,504,200</b>	<b>\$356,118</b>	<b>\$0</b>	<b>\$0</b>	<b>\$0</b>		<b>\$0</b>		
<b>SYSTEM: C-1</b>	<b>\$199,672,940</b>	<b>\$20,504,200</b>	<b>\$356,118</b>	<b>\$0</b>	<b>\$0</b>	<b>\$0</b>		<b>\$0</b>		
<b>PROJECT: Cadiz Storm Drain - Racetrack to Pueblo</b>										
Design/Admin		\$491,960								
Right-of-way	C1CA 0000	\$393,570	\$885,118							
Construction		\$2,459,790					9/9/2021		Moved out	
<b>PROJECT: C-1 Channel, SNWA Drop Structure to Lake Mead</b>										
Design/Admin		\$933,390								
Right-of-way	C1CH 0161, 0173, 0204	\$746,710	\$0							
Construction		\$5,057,770					9/9/2021		Moved out	
<b>PROJECT: Lake Mead - Warm Springs to Burkholder</b>										
Design/Admin		\$277,440								
Right-of-way	C1LM 0144, 0198,	\$221,970	\$0							
Construction	0188, 0182, 0184	\$1,387,270					9/9/2021		Moved out	

CLARK COUNTY  
REGIONAL FLOOD CONTROL DISTRICT  
AGENDA ITEM

<b>SUBJECT:</b>
MAINTENANCE WORK PROGRAM (MWP) – FIRST QUARTER FISCAL YEAR 2021-22 STATUS REPORTS
<b>PETITIONER:</b>
STEVEN C. PARRISH, P.E., GENERAL MANAGER/CHIEF ENGINEER
<b>RECOMMENDATION OF PETITIONER:</b>
RECEIVE THE FISCAL YEAR 2021-22 MAINTENANCE WORK PROGRAM FIRST QUARTER STATUS REPORTS AS SUBMITTED BY THE ENTITIES (FOR POSSIBLE ACTION)


**FISCAL IMPACT:** None.

**BACKGROUND:** In accordance with the Board’s direction, the entities have submitted the First Quarter Status Reports for the FY 2021-22 Maintenance Work Program (MWP). The reports indicate the status of work completed under the program through September 30, 2021, although the figures below represent only those expenses which have been submitted to the District for payment.

Below is a summary, by entity, of the First Quarter Maintenance Work Program expenditures and the funding balance available by each Interlocal Contract for Fiscal Year 2021-22.

	FY 2021-22 Budget	Amount Spent	Funds Available
Boulder City	\$ 563,500.00	\$ 0.00	\$ 563,500.00
Clark County	3,410,500.00	264,801.50	3,145,698.50
Henderson	2,921,900.00	341,865.91	2,580,034.09
Las Vegas	3,200,000.00	96,807.23	3,103,192.77
Mesquite	489,800.00	0.00	489,800.00
North Las Vegas	2,331,000.00	222,170.12	2,108,829.88
<b>Totals</b>	<b>\$12,916,700.00</b>	<b>\$925,644.76</b>	<b>\$11,991,055.24</b>

Respectfully submitted,

  
 Steven C. Parrish, P.E.  
 General Manager/Chief Engineer

TAC AGENDA ITEM #06 Date: 11/18/2021	RFCD AGENDA ITEM #10 Date: 11/18/2021
CAC AGENDA ITEM #06 Date: 11/29/2021	



Regional Flood Control District  
AGENDA ITEM DEVELOPMENT

**Staff Discussion:**

Date: 11/01/2021

**MAINTENANCE WORK PROGRAM  
FIRST QUARTER FISCAL YEAR 2021-22 STATUS REPORTS**

In accordance with the Board's direction, the entities have submitted the First Quarter Status Reports for the FY 2021-22 Maintenance Work Program (MWP). The reports indicate the status of work completed under the program through September 30, 2021, although the figures below represent only those expenses which have been submitted to the District for payment.

Below is a summary, by entity, of the First Quarter Maintenance Work Program expenditures and the funding balance available by each Interlocal Contract for Fiscal Year 2021-22.

	FY 2021-22 Budget	Amount Spent	Funds Available
Boulder City	\$ 563,500.00	\$ 0.00	\$ 563,500.00
Clark County	3,410,500.00	264,801.50	3,145,698.50
Henderson	2,921,900.00	341,865.91	2,580,034.09
Las Vegas	3,200,000.00	96,807.23	3,103,192.77
Mesquite	489,800.00	0.00	489,800.00
North Las Vegas	2,331,000.00	222,170.12	2,108,829.88
<b>Totals</b>	<b>\$12,916,700.00</b>	<b>\$925,644.76</b>	<b>\$11,991,055.24</b>

**Staff Recommendation:**

Accept the reports.

**Discussion by Technical Advisory Committee:**

AGENDA  
#06 Date: 11/18/2021

**Recommendation:**

**Discussion by Citizens Advisory Committee:**

AGENDA  
#06 Date: 11/29/2021

**Recommendation:**

REGIONAL FLOOD CONTROL DISTRICT  
 MAINTENANCE WORK PROGRAM  
 QUARTERLY STATUS REPORT FY 2021-2022

MWP Facility #: **BC01**  
 Facility Name: **Hemenway Watershed**

Entity: **City of Boulder City**  
 Date Prepared: **10/11/2021**  
 Quarter: **1st**

MP Facility ID: **HMFL - 0000, HMKY - 0000, 0019, HMLM - 0000, 0001, 0002, 0003, 0025, 0027, 0040, 0044, 0064, 0065, 0066, 0077, 0081, 0082, 0085, 0096, HMLV - 0000, 0001, 0003, 0004, 0006, 0018, 0031, 0033, 0055, 0060, 0065, HMNH - 0000, 0001, HMPC - 0000, 0011, 0018, 0025, 0026, HMRB - 0000, HMTH - 0000, 0025, 0026, 0027, 0033, 0034, 0040, 0041, 0054, 0064, 0076, HMYL - 0000, 0001, 0002, 0003, 0004, 0015, 0022, 0027, 0028, 0030, 0041, 0042, 0058, 0064, 0065, 0066, 0074, 0088, HMYA - 0000, 0004, 0012, 0013, 0068, 0069, 087, 0103, 0104, 0105, 0126, 0127, 0147, 0148, 0154, 0155, 0156, 0157, 0158, 0159, 0160, 0161, 0162, 0173, 0175, 0176, 0178, 0182, 0183, 0184, 0185, 0200, 0201, 0202, 0203**

Force Account/Contract	Activity	Approved Work Plan Amount (\$)	Amended Work Plan Amount (\$)	Expended To Date (\$)	Percent Complete	Scheduled Completion Date
	3 Facility Assessment and Inventory	\$ 500.00	500.00	0.00	0%	Jun-22
	5 Inspect Channels	500.00	500.00	228.52	46%	Jun-22
	6 Inspect Levees/Detention and Debris Basins	500.00	500.00	0.00	0%	Jun-22
	8 Species Survey and Removal	0.00	0.00	0.00	#DIV/0!	Jun-22
	10 Clean and Reshape Channels/Levees	10,000.00	10,000.00	1,539.46	15%	Jun-22
	15 Repair Lined Channel	50,000.00	50,000.00	0.00	0%	Jun-22
	20 Erosion Control and Repair	1,300.00	1,300.00	4,976.94	383%	Jun-22
	21 Provide/Maintain Dust Control	500.00	1,500.00	1,698.34	113%	Jun-22
	25 Clean Detention Debris Basins	15,000.00	15,000.00	1,599.01	11%	Jun-22
	35 Fence Repair	1,000.00	1,000.00	0.00	0%	Jun-22
	40 Vegetation Control - Chemical	15,000.00	15,000.00	2,832.91	19%	Jun-22
	45 Vegetation Control - Mechanical	50,000.00	50,000.00	10,277.55	21%	Jun-22
	50 Maintain Access Road	2,000.00	2,000.00	3,409.48	170%	Jun-22
	55 Clean & Inspect Inlet/Outlet Structures	2,500.00	2,500.00	263.86	11%	Jun-22
	60 Repair Inlet/Outlet Structures	1,200.00	1,200.00	0.00	0%	Jun-22
	65 Clean Storm Sewer Lines	500.00	500.00	0.00	0%	Jun-22
	70 Storm Sewer Repair	0.00	0.00	0.00	#DIV/0!	Jun-22
	75 Clean/Flush Culverts & Bridges	5,000.00	5,000.00	0.00	0%	Jun-22
	80 Miscellaneous Work Activities	35,000.00	35,000.00	18,070.53	52%	Jun-22
	85 Engineering	100,000.00	99,000.00	0.00	0%	Jun-22
	90 Homeless Encampment Cleanup	2,000.00	2,000.00	0.00	0%	Jun-22
<b>TOTALS</b>		<b>\$292,500.00</b>	<b>\$292,500.00</b>	<b>\$44,896.59</b>	<b>15%</b>	

Delays or problem areas:

---

Work completed during current quarter:

---

Work to be completed during next quarter:

---

Consultant/ Contractor: \_\_\_\_\_  
 Project: \_\_\_\_\_  
 Manager: \_\_\_\_\_ Phone Number: **702-303-3008**

REGIONAL FLOOD CONTROL DISTRICT  
 MAINTENANCE WORK PROGRAM  
 QUARTERLY STATUS REPORT FY 2021-2022

MWP Facility #: BC02  
 Facility Name: Georgia/Buchanan Watershed

Entity: City of Boulder City  
 Date Prepared: 10/11/2021  
 Quarter: 1st

MP Facility ID: **GBAP** - 0000, 0001, 0002, 0047, 0048, 0049, 0087, 0114, **GBBC** - 0001, 0005, 0015, 0030, 0031, 0047, 0048, 0062, 0063, 0109, 0110, 0146, 0149, 0150, 0152, 0153, 0155, 0157, 0172, **GBCM** - 0000, 0001, 0004, 0011, **GBGR** - 0002, 0036, 0040, 0100, 0111, 0112, 0126, 0130, 0131, 0188, 0203, 0215, 0217

Force Account/ Contract	Activity	Approved Work Plan Amount (\$)	Amended Work Plan Amount (\$)	Expended To Date (\$)	Percent Complete	Scheduled Completion Date
	3 Facility Assessment and Inventory	\$ 500.00	500.00	0.00	0%	Jun-22
	5 Inspect Channels	500.00	500.00	0.00	0%	Jun-22
	6 Inspect Levees/Detention and Debris Basins	0.00	0.00	0.00	#DIV/0!	Jun-22
	8 Species Survey and Removal	0.00	0.00	0.00	#DIV/0!	Jun-22
	10 Clean and Reshape Channels/Levees	5,000.00	5,000.00	0.00	0%	Jun-22
	15 Repair Lined Channel	60,150.00	60,150.00	0.00	0%	Jun-22
	20 Erosion Control and Repair	5,000.00	5,000.00	0.00	0%	Jun-22
	21 Provide/Maintain Dust Control	500.00	500.00	0.00	0%	Jun-22
	25 Clean Detention Debris Basins	0.00	0.00	0.00	#DIV/0!	Jun-22
	35 Fence Repair	1,000.00	1,000.00	0.00	0%	Jun-22
	40 Vegetation Control - Chemical	15,000.00	15,000.00	0.00	0%	Jun-22
	45 Vegetation Control - Mechanical	5,000.00	5,000.00	0.00	0%	Jun-22
	50 Maintain Access Road	850.00	850.00	0.00	0%	Jun-22
	55 Clean & Inspect Inlet/Outlet Structures	2,000.00	2,000.00	263.86	13%	Jun-22
	60 Repair Inlet/Outlet Structures	1,000.00	1,000.00	0.00	0%	Jun-22
	65 Clean Storm Sewer Lines	1,000.00	1,000.00	0.00	0%	Jun-22
	70 Storm Sewer Repair	1,000.00	1,000.00	0.00	0%	Jun-22
	75 Clean/Flush Culverts & Bridges	2,000.00	2,000.00	0.00	0%	Jun-22
	80 Miscellaneous Work Activities	2,000.00	2,000.00	0.00	0%	Jun-22
	85 Engineering	1,000.00	1,000.00	0.00	0%	Jun-22
	90 Homeless Encampment Cleanup	2,000.00	\$2,000.00	0.00	0%	Jun-22
<b>TOTALS</b>		<b>\$ 105,500.00</b>	<b>\$105,500.00</b>	<b>\$263.86</b>	<b>0%</b>	

Delays or problem areas:

---

Work completed during current quarter:

---

Work to be completed during next quarter:

---

Consultant/  
 Contractor: \_\_\_\_\_  
 Project  
 Manager: \_\_\_\_\_

Phone Number: 702-303-3008

REGIONAL FLOOD CONTROL DISTRICT  
 MAINTENANCE WORK PROGRAM  
 QUARTERLY STATUS REPORT FY 2021-2022

MWP Facility #: **BC03**  
 Facility Name: **North Railroad Watershed**

Entity: **City of Boulder City**  
 Date Prepared: **10/11/2021**  
 Quarter: **1st**

MP Facility ID: **NRBL - 0000, 0091, 0092, 0093, 0094, 0095, 0096, NRIN - 0003, 0004, 0010, 0013, 0017, 0025, 0031, 0032, 0038, 0040, 0044, 0052, 0053, 0054, 0055, 0056, 0057, 0062, 0063, 0064, 0065, 0066, 0067, 0068, 0069, 0070, 0071, 0074, 0075, 0080, 0087, 0107, NRRR 0000, 0049, 0050, 0070, 0089, 0105**

Force Account/Contract	Activity	Approved Work Plan Amount (\$)	Amended Work Plan Amount (\$)	Expended To Date (\$)	Percent Complete	Scheduled Completion Date
	3 Facility Assessment and Inventory	450.00	450.00	0.00	0%	Jun-22
	5 Inspect Channels	500.00	500.00	0.00	0%	Jun-22
	6 Inspect Levees/Detention and Debris Basins	1,000.00	1,000.00	0.00	0%	Jun-22
	8 Species Survey and Removal	0.00	0.00	0.00	#DIV/0!	Jun-22
	10 Clean and Reshape Channels/Levees	3,000.00	3,000.00	0.00	0%	Jun-22
	15 Repair Lined Channel	100.00	100.00	0.00	0%	Jun-22
	20 Erosion Control and Repair	5,850.00	5,850.00	0.00	0%	Jun-22
	21 Provide/Maintain Dust Control	100.00	100.00	0.00	0%	Jun-22
	25 Clean Detention Debris Basins	5,000.00	5,000.00	832.52	17%	Jun-22
	35 Fence Repair	5,000.00	5,000.00	0.00	0%	Jun-22
	40 Vegetation Control - Chemical	10,000.00	10,000.00	0.00	0%	Jun-22
	45 Vegetation Control - Mechanical	10,000.00	10,000.00	4,396.92	44%	Jun-22
	50 Maintain Access Road	1,000.00	1,000.00	0.00	0%	Jun-22
	55 Clean & Inspect Inlet/Outlet Structures	1,000.00	1,000.00	0.00	0%	Jun-22
	60 Repair Inlet/Outlet Structures	500.00	500.00	0.00	0%	Jun-22
	65 Clean Storm Sewer Lines	1,000.00	1,000.00	0.00	0%	Jun-22
	70 Storm Sewer Repair	\$0.00	0.00	0.00	#DIV/0!	Jun-22
	75 Clean/Flush Culverts & Bridges	1,000.00	1,000.00	0.00	0%	Jun-22
	80 Miscellaneous Work Activities	2,000.00	2,000.00	1,874.35	94%	Jun-22
	85 Engineering	25,000.00	25,000.00	0.00	0%	Jun-22
	90 Homeless Encampment Cleanup	\$20,000.00	20,000.00	416.26	2%	Jun-22
	<b>TOTALS</b>	<b>\$92,500.00</b>	<b>92,500.00</b>	<b>\$7,520.06</b>	<b>8%</b>	

**Delays or problem areas:**

**Work completed during current quarter:**

**Work to be completed during next quarter:**

Consultant/ Contractor: \_\_\_\_\_  
 Project \_\_\_\_\_  
 Manager: \_\_\_\_\_ Phone Number: **702-303-3008**

REGIONAL FLOOD CONTROL DISTRICT  
 MAINTENANCE WORK PROGRAM  
 QUARTERLY STATUS REPORT FY 2021-2022

MWP Facility #: BC04  
 Facility Name: West Airport Watershed

Entity: City of Boulder City  
 Date Prepared: 10/11/2021  
 Quarter: 1st

MP Facility ID: WAAD - 0000, 0043, 0046, 0063, 0064, 0085, 0086, 0094, WAAP - 0111, 0171, WADD - 0167, WAGN - 0000, 0020, WAGR - 0000, 0034

Force Account/ Contract	Activity	Approved Work Plan Amount (\$)	Amended Work Plan Amount (\$)	Expended To Date (\$)	Percent Complete	Scheduled Completion Date
	3 Facility Assessment and Inventory	500.00	500.00	0.00	0%	Jun-22
	5 Inspect Channels	500.00	500.00	0.00	0%	Jun-22
	6 Inspect Levees/Detention and Debris Basins	0.00	0.00	0.00	#DIV/0!	Jun-22
	8 Species Survey and Removal	0.00	0.00	0.00	#DIV/0!	Jun-22
	10 Clean and Reshape Channels/Levees	500.00	5,500.00	0.00	0%	Jun-22
	15 Repair Lined Channel	50,000.00	40,000.00	0.00	0%	Jun-22
	20 Erosion Control and Repair	2,000.00	2,000.00	0.00	0%	Jun-22
	21 Provide/Maintain Dust Control	500.00	500.00	0.00	0%	Jun-22
	25 Clean Detention Debris Basins	500.00	500.00	0.00	0%	Jun-22
	35 Fence Repair	500.00	500.00	0.00	0%	Jun-22
	40 Vegetation Control - Chemical	10,000.00	10,000.00	0.00	0%	Jun-22
	45 Vegetation Control - Mechanical	3,000.00	3,000.00	1,076.38	36%	Jun-22
	50 Maintain Access Road	500.00	500.00	0.00	0%	Jun-22
	55 Clean & Inspect Inlet/Outlet Structures	500.00	5,500.00	351.81	6%	Jun-22
	60 Repair Inlet/Outlet Structures	500.00	500.00	0.00	0%	Jun-22
	65 Clean Storm Sewer Lines	0.00	0.00	0.00	#DIV/0!	Jun-22
	70 Storm Sewer Repair	0.00	0.00	0.00	#DIV/0!	Jun-22
	75 Clean/Flush Culverts & Bridges	500.00	500.00	0.00	0%	Jun-22
	80 Miscellaneous Work Activities	500.00	500.00	0.00	0%	Jun-22
	85 Engineering	500.00	500.00	0.00	0%	Jun-22
	90 Homeless Encampment Cleanup	2,000.00	2,000.00	0.00	0%	Jun-22
	<b>TOTALS</b>	<b>\$73,000.00</b>	<b>\$73,000.00</b>	<b>\$1,428.19</b>	<b>2%</b>	

**Delays or problem areas:**

---

**Work completed during current quarter:**

---

**Work to be completed during next quarter:**

---

Consultant/  
 Contractor: \_\_\_\_\_  
 Project \_\_\_\_\_  
 Manager: \_\_\_\_\_

Phone Number: 702-303-3008

**REGIONAL FLOOD CONTROL DISTRICT  
MAINTENANCE WORK PROGRAM  
QUARTERLY STATUS REPORT - FY 2021 - 2022**

MWP Facility #: CC 01

Entity: CLARK COUNTY

Facility Name: Flamingo Wash

Date Prepared: 10/27/2021

MP Facility ID: F1FA 0000-0004 F2NB 0000-0048 F301 0000-0007

Quarter: 1st Quarter

MP Facility ID: F401 0000-0003 FLBF 0046-0328 FLBN 0001-0033 FLDI 0000-0105

MP Facility ID: FLDN 0000-0160 FLDR 0000-0179 FLDS 0000-0750 FLF1 0000-0304

MP Facility ID: FLF2 0000-0137 FLF3 0000-0198, FLF4 0000-0355 FLFA 0000-0037 FLCM 0000

MP Facility ID: FLFL 0000-0147 FLHA 0000 FLJO 0000-0076 FLOQ 0000-0050 FLRB 0000-0062

MP Facility ID: FLRO 0000 FLSB 0000-0128 FLSM 0000-0180 FLSP 0000 FLTR 0000-0347

MP Facility ID: FLWA 0001-1443 RRWB 0000 RRFA 0000-0143 RRFC 0000 RRHU 0000-0129

MP Facility ID: RRNA 0000-0097 RRNN 0000-0022 RRNS 0000-0010 RRR4 0000-0160

Force Account/Contract	Activity	Approved Work Plan Amount (\$)	Amended Work Plan Amount (\$)	Expended To Date (\$)	Percent Complete	Scheduled Completion Date
	3 Facility Assessment and Inventory	\$5,000.00	\$5,000.00			
	5 Inspect Channels	\$20,000.00	\$20,000.00	\$4,024.79		
	6 Inspect Levees, Deten/Debris Basins	\$30,000.00	\$30,000.00	\$1,021.91		
	8 Species Survey and Removal	\$0.00	\$0.00			
	10 Clean and Reshape Channels/Levees	\$150,000.00	\$150,000.00	\$1,268.49		
	15 Repair Lined Channel	\$20,000.00	\$20,000.00			
	20 Erosion Control and Repair	\$5,000.00	\$5,000.00			
	21 Provide/Maintain Dust Control	\$5,000.00	\$5,000.00			
	25 Clean Detention/Debris Basins	\$145,000.00	\$145,000.00	\$1,670.32		
	35 Fence Repair	\$20,000.00	\$20,000.00	\$8,780.86		
	40 Vegetation Control - Chemical	\$20,000.00	\$20,000.00	\$1,400.93		
	45 Vegetation Control - Mechanical	\$33,500.00	\$33,500.00			
	50 Maintain Access Road	\$5,000.00	\$5,000.00			
	55 Clean & Inspect Inlet/Outlet Structures	\$15,000.00	\$15,000.00			
	60 Repair Inlet/Outlet Structures	\$2,500.00	\$2,500.00			
	65 Clean Storm Sewer Lines	\$5,000.00	\$5,000.00			
	70 Storm Sewer Line Repair	\$5,000.00	\$5,000.00			
	75 Clean/Flush Culverts & Bridges	\$4,000.00	\$4,000.00			
	80 Miscellaneous Work Activities	\$400,000.00	\$400,000.00	\$35,296.23		
	85 Engineering	\$0.00	\$0.00			
	90 Homeless Cleanup	\$310,000.00	\$310,000.00	\$163,565.20		
	<b>TOTALS</b>	<b>\$1,200,000.00</b>	<b>\$1,200,000.00</b>	<b>\$217,028.73</b>	<b>18%</b>	

Delays or problem areas:

Work completed during current quarter:

Work to be completed during next quarter:

Clean, Inspect & Repairs to 3 Detention/Debris Basins. General cleaning of channels  
Channel maintenance contract adjacent to beltway. Contract for the removal of silt from Red Rock Detention Basin.

Consultant/

Contractor:

Project

Manager:

Clint Spencer

Phone Number: 702-455-7540

**REGIONAL FLOOD CONTROL DISTRICT  
MAINTENANCE WORK PROGRAM  
QUARTERLY STATUS REPORT - FY 2021 - 2022**

MWP Facility #: CC 02  
 Facility Name: Las Vegas Wash  
 MP Facility ID: LVMD 0675-0169, 1355  
 MP Facility ID: COLM 0000  
 MP Facility ID: NLWY 0000-0030  
 MP Facility ID: LV01 0000-0116  
 MP Facility ID: LVCO 0000-0109  
 MP Facility ID: \_\_\_\_\_

Entity: CLARK COUNTY  
 Date Prepared: 10/27/2021  
 Quarter: 1st Quarter

Force Account/ Contract	Activity	Approved Work Plan Amount (\$)	Amended Work Plan Amount (\$)	Expended To Date (\$)	Percent Complete	Scheduled Completion Date
	3 Facility Assessment and Inventory	\$3,500.00	\$3,500.00			
	5 Inspect Channels	\$5,000.00	\$5,000.00	\$1,462.28		
	6 Inspect Levees, Deten/Debris Basins	\$0.00	\$0.00			
	8 Species Survey and Removal	\$0.00	\$0.00	\$20,428.47		
	10 Clean and Reshape Channels/Levees	\$57,000.00	\$57,000.00			
	15 Repair Lined Channel	\$2,500.00	\$2,500.00			
	20 Erosion Control and Repair	\$45,000.00	\$45,000.00			
	21 Provide/Maintain Dust Control	\$0.00	\$0.00			
	25 Clean Detention/Debris Basins	\$0.00	\$0.00			
	35 Fence Repair	\$2,000.00	\$2,000.00			
	40 Vegetation Control - Chemical	\$10,000.00	\$10,000.00			
	45 Vegetation Control - Mechanical	\$25,000.00	\$25,000.00			
	50 Maintain Access Road	\$0.00	\$0.00			
	55 Clean & Inspect Inlet/Outlet Structures	\$0.00	\$0.00			
	60 Repair Inlet/Outlet Structures	\$0.00	\$0.00			
	65 Clean Storm Sewer Lines	\$0.00	\$0.00			
	70 Storm Sewer Line Repair	\$0.00	\$0.00			
	75 Clean/Flush Culverts & Bridges	\$0.00	\$0.00			
	80 Miscellaneous Work Activities	\$40,000.00	\$40,000.00	\$3,129.00		
	85 Engineering	\$0.00	\$0.00			
	90 Homeless Cleanup	\$100,000.00	\$100,000.00	\$22,925.00		
	<b>TOTALS</b>	<b>\$290,000.00</b>	<b>\$290,000.00</b>	<b>\$47,944.75</b>	<b>17%</b>	

Delays or problem areas:

---

Work completed during current quarter:

---

Work to be completed during next quarter:  
 Misc. maintenance of channels. Vegetation control south of Vegas Valley.  
 Maintenance work done by SNWA for weirs along the Las Vegas Wash Wetland area.

Consultant/  
 Contractor: \_\_\_\_\_  
 Project  
 Manager: Clint Spencer Phone Number: 702-455-7540

**REGIONAL FLOOD CONTROL DISTRICT  
MAINTENANCE WORK PROGRAM  
QUARTERLY STATUS REPORT - FY 2021 - 2022**

MWP Facility #: CC 03  
 Facility Name: Duck Creek  
 MP Facility ID: BDW5 0000-0025 DC95 0000-0038 DCBD 000-0081, 0176-0273  
 MP Facility ID: DCCA 0000-0078 DCCD 0000 DCGL 0000-0086, 0106, 0112, 0138-0179  
 MP Facility ID: DCHV 0000-0012 DCI1 0000-0031, DCLB 0000 DCPA 0000-0106  
 MP Facility ID: DCPI 0000-0032 DCRB 0015 DCSH 0000-0017 DCW1 0000-0132  
 MP Facility ID: DCW4 0364-0557, 0665-0786, 0940-0971, DCW5 0000-0059  
 MP Facility ID: DCWA 0000-0597, 0702-1657 DCWB 0000-0086 DCWF 0000-0061

Entity: CLARK COUNTY  
 Date Prepared: 10/27/2021  
 Quarter: 1st Quarter

Force Account/ Contract	Activity	Approved Work Plan Amount (\$)	Amended Work Plan Amount (\$)	Expended To Date (\$)	Percent Complete	Scheduled Completion Date
	3 Facility Assessment and Inventory	\$5,000.00	\$5,000.00			
	5 Inspect Channels	\$5,000.00	\$5,000.00	\$1,861.74		
	6 Inspect Levees, Deten/Debris Basins	\$20,000.00	\$20,000.00	\$842.21		
	8 Species Survey and Removal	\$0.00	\$0.00			
	10 Clean and Reshape Channels/Levees	\$10,000.00	\$10,000.00	\$5,214.75		
	15 Repair Lined Channel	\$5,000.00	\$5,000.00			
	20 Erosion Control and Repair	\$15,000.00	\$15,000.00			
	21 Provide/Maintain Dust Control	\$35,000.00	\$35,000.00	\$3,481.24		
	25 Clean Detention/Debris Basins	\$16,000.00	\$21,000.00	\$19,587.93		
	35 Fence Repair	\$8,000.00	\$8,000.00	\$3,813.87		
	40 Vegetation Control - Chemical	\$10,000.00	\$10,000.00	\$400.61		
	45 Vegetation Control - Mechanical	\$30,000.00	\$25,000.00			
	50 Maintain Access Road	\$5,000.00	\$5,000.00			
	55 Clean & Inspect Inlet/Outlet Structures	\$0.00	\$0.00			
	60 Repair Inlet/Outlet Structures	\$1,000.00	\$1,000.00			
	65 Clean Storm Sewer Lines	\$2,500.00	\$2,500.00			
	70 Storm Sewer Line Repair	\$0.00	\$0.00			
	75 Clean/Flush Culverts & Bridges	\$0.00	\$0.00			
	80 Miscellaneous Work Activities	\$140,000.00	\$140,000.00	\$37,137.73		
	85 Engineering	\$0.00	\$0.00			
	90 Homeless Cleanup	\$120,000.00	\$120,000.00	\$39,105.00		
	<b>TOTALS</b>	<b>\$427,500.00</b>	<b>\$427,500.00</b>	<b>\$111,445.08</b>	<b>26%</b>	

Delays or problem areas:

---

Work completed during current quarter:

---

Work to be completed during next quarter:  
 Misc. maintenance and cleaning of channels

Consultant/  
 Contractor: \_\_\_\_\_  
 Project  
 Manager: Clint Spencer Phone Number: 702-455-7540



**REGIONAL FLOOD CONTROL DISTRICT  
MAINTENANCE WORK PROGRAM  
QUARTERLY STATUS REPORT - FY 2021 - 2022**

MWP Facility #: CC 05  
 Facility Name: Las Vegas Range Wash  
 MP Facility ID: RWSL 0000-0728, RWWE 0016-0055  
 MP Facility ID: SLBN 0000 FLCH 0000  
 MP Facility ID: SLEB 0000-0098 SLER 0000-0086  
 MP Facility ID: SLLM 0000 SLNL 0095  
 MP Facility ID: SLOR 0000-0148 SLST 0000-0095  
 MP Facility ID: SLWA 0000-0091  
 MP Facility ID: \_\_\_\_\_

Entity: CLARK COUNTY  
 Date Prepared: 10/27/2021  
 Quarter: 1st Quarter

Force Account/ Contract	Activity	Approved Work Plan Amount (\$)	Amended Work Plan Amount (\$)	Expended To Date (\$)	Percent Complete	Scheduled Completion Date
	3 Facility Assessment and Inventory	\$2,000.00	\$2,000.00			
	5 Inspect Channels	\$5,000.00	\$5,000.00	\$1,949.85		
	6 Inspect Levees, Deten/Debris Basins	\$8,000.00	\$8,000.00	\$177.20		
	8 Species Survey and Removal	\$0.00	\$0.00			
	10 Clean and Reshape Channels/Levees	\$60,000.00	\$60,000.00	\$2,059.95		
	15 Repair Lined Channel	\$50,000.00	\$30,000.00			
	20 Erosion Control and Repair	\$0.00	\$0.00			
	21 Provide/Maintain Dust Control	\$15,000.00	\$15,000.00			
	25 Clean Detention/Debris Basins	\$10,000.00	\$10,000.00			
	35 Fence Repair	\$50,000.00	\$50,000.00	\$4,283.80		
	40 Vegetation Control - Chemical	\$9,000.00	\$9,000.00			
	45 Vegetation Control - Mechanical	\$5,000.00	\$5,000.00			
	50 Maintain Access Road	\$2,500.00	\$2,500.00			
	55 Clean & Inspect Inlet/Outlet Structures	\$0.00	\$0.00			
	60 Repair Inlet/Outlet Structures	\$0.00	\$0.00			
	65 Clean Storm Sewer Lines	\$0.00	\$0.00			
	70 Storm Sewer Line Repair	\$0.00	\$0.00			
	75 Clean/Flush Culverts & Bridges	\$0.00	\$0.00			
	80 Miscellaneous Work Activities	\$100,000.00	\$100,000.00	\$24,374.90		
	85 Engineering	\$20,000.00	\$20,000.00			
	90 Homeless Cleanup	\$25,500.00	\$25,500.00	\$2,475.00		
	<b>TOTALS</b>	<b>\$362,000.00</b>	<b>\$342,000.00</b>	<b>\$35,320.70</b>	<b>10%</b>	

Delays or problem areas:  
 \_\_\_\_\_  
 \_\_\_\_\_

Work completed during current quarter:  
 \_\_\_\_\_  
 \_\_\_\_\_

Work to be completed during next quarter:  
 Clean, Inspect & Repairs to 1 Detention Basin.  
 Misc. maintenance and cleaning of channels.

Consultant/  
 Contractor: \_\_\_\_\_  
 Project  
 Manager: Clint Spencer Phone Number: 702-455-7540

**REGIONAL FLOOD CONTROL DISTRICT  
MAINTENANCE WORK PROGRAM  
QUARTERLY STATUS REPORT - FY 2021 - 2022**

MWP Facility #: CC 06  
 Facility Name: Tropicana Wash  
 MP Facility ID: TRWA 0000-0454 BDBF 0000-0006 BDFW 0000  
 MP Facility ID: BDMO 0000-0010 BDRB 0000-0118  
 MP Facility ID: BDRR 0000 BDWS 0000-0007  
 MP Facility ID: NBSC 0000 RBMO 0000-0045  
 MP Facility ID: TRBD 0000-0930 TRNB 0000-0113  
 MP Facility ID: BDMD 0121 BDJO 0000-0061

Entity: CLARK COUNTY  
 Date Prepared: 10/27/2021  
 Quarter: 1st Quarter

Force Account/ Contract	Activity	Approved Work Plan Amount (\$)	Amended Work Plan Amount (\$)	Expended To Date (\$)	Percent Complete	Scheduled Completion Date
	3 Facility Assessment and Inventory	\$2,000.00	\$2,000.00			
	5 Inspect Channels	\$3,000.00	\$3,000.00	\$1,816.76		
	6 Inspect Levees, Deten/Debris Basins	\$15,000.00	\$15,000.00	\$1,373.49		
	8 Species Survey and Removal	\$0.00	\$0.00			
	10 Clean and Reshape Channels/Levees	\$10,000.00	\$10,000.00			
	15 Repair Lined Channel	\$10,000.00	\$10,000.00			
	20 Erosion Control and Repair	\$5,000.00	\$5,000.00			
	21 Provide/Maintain Dust Control	\$5,000.00	\$5,000.00			
	25 Clean Detention/Debris Basins	\$30,000.00	\$30,000.00			
	35 Fence Repair	\$5,000.00	\$5,000.00			
	40 Vegetation Control - Chemical	\$5,000.00	\$5,000.00			
	45 Vegetation Control - Mechanical	\$5,000.00	\$5,000.00			
	50 Maintain Access Road	\$5,000.00	\$5,000.00			
	55 Clean & Inspect Inlet/Outlet Structures	\$0.00	\$0.00			
	60 Repair Inlet/Outlet Structures	\$0.00	\$0.00			
	65 Clean Storm Sewer Lines	\$5,000.00	\$5,000.00			
	70 Storm Sewer Line Repair	\$0.00	\$0.00			
	75 Clean/Flush Culverts & Bridges	\$0.00	\$0.00			
	80 Miscellaneous Work Activities	\$100,000.00	\$100,000.00	\$18,744.14		
	85 Engineering	\$0.00	\$0.00			
	90 Homeless Cleanup	\$130,000.00	\$130,000.00	\$90,625.00		
	<b>TOTALS</b>	<b>\$335,000.00</b>	<b>\$335,000.00</b>	<b>\$112,559.39</b>	<b>34%</b>	

Delays or problem areas:

---

Work completed during current quarter:

---

Work to be completed during next quarter:  
 Misc. work contract maintenance adjacent to beltway.  
 Channel Inspection, vegetation control and other work as assigned.

Consultant/  
 Contractor: \_\_\_\_\_  
 Project  
 Manager: Clint Spencer Phone Number: 702-455-7540

**REGIONAL FLOOD CONTROL DISTRICT  
MAINTENANCE WORK PROGRAM  
QUARTERLY STATUS REPORT - FY 2021 - 2022**

MWP Facility #: CC 07  
 Facility Name: Airport Channel  
 MP Facility ID: TRMC 0000-0060, 0195-0290  
 MP Facility ID: WGTR 0058-0180  
 MP Facility ID: \_\_\_\_\_  
 MP Facility ID: \_\_\_\_\_  
 MP Facility ID: \_\_\_\_\_  
 MP Facility ID: \_\_\_\_\_

Entity: CLARK COUNTY  
 Date Prepared: 10/27/2021  
 Quarter: 1st Quarter

Force Account/ Contract	Activity	Approved Work Plan Amount (\$)	Amended Work Plan Amount (\$)	Expended To Date (\$)	Percent Complete	Scheduled Completion Date
	3 Facility Assessment and Inventory	\$0.00	\$0.00			
	5 Inspect Channels	\$1,500.00	\$1,500.00	\$133.10		
	6 Inspect Levees, Deten/Debris Basins	\$0.00	\$0.00			
	8 Species Survey and Removal	\$0.00	\$0.00			
	10 Clean and Reshape Channels/Levees	\$2,000.00	\$3,000.00	\$2,951.29		
	15 Repair Lined Channel	\$0.00	\$0.00			
	20 Erosion Control and Repair	\$0.00	\$0.00			
	21 Provide/Maintain Dust Control	\$0.00	\$0.00			
	25 Clean Detention/Debris Basins	\$0.00	\$0.00			
	35 Fence Repair	\$5,000.00	\$4,000.00			
	40 Vegetation Control - Chemical	\$1,000.00	\$1,000.00			
	45 Vegetation Control - Mechanical	\$500.00	\$500.00			
	50 Maintain Access Road	\$0.00	\$0.00			
	55 Clean & Inspect Inlet/Outlet Structures	\$2,000.00	\$2,000.00			
	60 Repair Inlet/Outlet Structures	\$0.00	\$0.00			
	65 Clean Storm Sewer Lines	\$0.00	\$0.00			
	70 Storm Sewer Line Repair	\$0.00	\$0.00			
	75 Clean/Flush Culverts & Bridges	\$0.00	\$0.00			
	80 Miscellaneous Work Activities	\$5,000.00	\$5,000.00	\$4,251.42		
	85 Engineering	\$0.00	\$0.00			
	90 Homeless Cleanup	\$80,000.00	\$80,000.00	\$8,125.00		
	<b>TOTALS</b>	<b>\$97,000.00</b>	<b>\$97,000.00</b>	<b>\$15,460.81</b>	<b>16%</b>	

Delays or problem areas:  
 \_\_\_\_\_  
 \_\_\_\_\_

Work completed during current quarter:  
 \_\_\_\_\_  
 \_\_\_\_\_

Work to be completed during next quarter:  
 Channel Inspection and debris removal; vegetation control and other work as assigned.

Consultant/  
 Contractor: \_\_\_\_\_  
 Project  
 Manager: Clint Spencer Phone Number: 702-455-7540

**REGIONAL FLOOD CONTROL DISTRICT  
MAINTENANCE WORK PROGRAM  
QUARTERLY STATUS REPORT - FY 2021 - 2022**

MWP Facility #: CC 08  
 Facility Name: Monson Channel  
 MP Facility ID: LV02 0000-0303  
 MP Facility ID: NLFL 0000-0144  
 MP Facility ID: VBTW 0000  
 MP Facility ID: \_\_\_\_\_  
 MP Facility ID: \_\_\_\_\_  
 MP Facility ID: \_\_\_\_\_

Entity: CLARK COUNTY  
 Date Prepared: 10/27/2021  
 Quarter: 1st Quarter

Force Account/ Contract	Activity	Approved Work Plan Amount (\$)	Amended Work Plan Amount (\$)	Expended To Date (\$)	Percent Complete	Scheduled Completion Date
	3 Facility Assessment and Inventory	\$1,500.00	\$1,500.00			
	5 Inspect Channels	\$1,500.00	\$1,500.00	\$44.31		
	6 Inspect Levees, Deten/Debris Basins	\$0.00	\$0.00			
	8 Species Survey and Removal	\$0.00	\$0.00			
	10 Clean and Reshape Channels/Levees	\$15,000.00	\$15,000.00	\$642.36		
	15 Repair Lined Channel	\$0.00	\$0.00			
	20 Erosion Control and Repair	\$0.00	\$0.00			
	21 Provide/Maintain Dust Control	\$0.00	\$0.00			
	25 Clean Detention/Debris Basins	\$0.00	\$0.00			
	35 Fence Repair	\$1,500.00	\$1,500.00	\$1,385.64		
	40 Vegetation Control - Chemical	\$6,000.00	\$6,000.00			
	45 Vegetation Control - Mechanical	\$15,000.00	\$15,000.00			
	50 Maintain Access Road	\$0.00	\$0.00			
	55 Clean & Inspect Inlet/Outlet Structures	\$0.00	\$0.00			
	60 Repair Inlet/Outlet Structures	\$0.00	\$0.00			
	65 Clean Storm Sewer Lines	\$0.00	\$0.00			
	70 Storm Sewer Line Repair	\$0.00	\$0.00			
	75 Clean/Flush Culverts & Bridges	\$0.00	\$0.00			
	80 Miscellaneous Work Activities	\$5,000.00	\$5,000.00			
	85 Engineering	\$5,000.00	\$5,000.00			
	90 Homeless Cleanup	\$10,000.00	\$10,000.00	\$975.00		
	<b>TOTALS</b>	<b>\$60,500.00</b>	<b>\$60,500.00</b>	<b>\$3,047.31</b>	<b>5%</b>	

Delays or problem areas:

Work completed during current quarter:

Work to be completed during next quarter:  
 Channel inspection, vegetation control and other work as assigned.

Consultant/  
 Contractor: \_\_\_\_\_  
 Project  
 Manager: Clint Spencer

Phone Number: 702-455-7540

**REGIONAL FLOOD CONTROL DISTRICT  
MAINTENANCE WORK PROGRAM  
QUARTERLY STATUS REPORT - FY 2021 - 2022**

MWP Facility #: CC 09  
 Facility Name: Rawhide Channel  
 MP Facility ID: DCRH 0000-0305  
 MP Facility ID: MCE2 0000  
 MP Facility ID: \_\_\_\_\_  
 MP Facility ID: \_\_\_\_\_  
 MP Facility ID: \_\_\_\_\_  
 MP Facility ID: \_\_\_\_\_

Entity: CLARK COUNTY  
 Date Prepared: 10/27/2021  
 Quarter: 1st Quarter

Force Account/ Contract	Activity	Approved Work Plan Amount (\$)	Amended Work Plan Amount (\$)	Expended To Date (\$)	Percent Complete	Scheduled Completion Date
	3 Facility Assessment and Inventory	\$1,000.00	\$1,000.00			
	5 Inspect Channels	\$3,000.00	\$3,000.00	\$797.63		
	6 Inspect Levees, Deten/Debris Basins	\$0.00	\$0.00			
	8 Species Survey and Removal	\$0.00	\$0.00			
	10 Clean and Reshape Channels/Levees	\$1,500.00	\$1,500.00			
	15 Repair Lined Channel	\$5,000.00	\$5,000.00			
	20 Erosion Control and Repair	\$0.00	\$0.00			
	21 Provide/Maintain Dust Control	\$0.00	\$0.00			
	25 Clean Detention/Debris Basins	\$0.00	\$0.00			
	35 Fence Repair	\$5,000.00	\$5,000.00	\$1,161.92		
	40 Vegetation Control - Chemical	\$5,000.00	\$5,000.00			
	45 Vegetation Control - Mechanical	\$2,000.00	\$2,000.00			
	50 Maintain Access Road	\$0.00	\$0.00			
	55 Clean & Inspect Inlet/Outlet Structures	\$0.00	\$0.00			
	60 Repair Inlet/Outlet Structures	\$0.00	\$0.00			
	65 Clean Storm Sewer Lines	\$1,000.00	\$1,000.00			
	70 Storm Sewer Line Repair	\$0.00	\$0.00			
	75 Clean/Flush Culverts & Bridges	\$0.00	\$0.00			
	80 Miscellaneous Work Activities	\$120,000.00	\$120,000.00	\$7,668.00		
	85 Engineering	\$0.00	\$0.00			
	90 Homeless Cleanup	\$5,000.00	\$5,000.00			
	<b>TOTALS</b>	<b>\$148,500.00</b>	<b>\$148,500.00</b>	<b>\$9,627.55</b>	<b>6%</b>	

Delays or problem areas:

Work completed during current quarter:

Work to be completed during next quarter:

Channel Inspection, vegetation control and other work as assigned.

Consultant/  
 Contractor:  
 Project  
 Manager:

\_\_\_\_\_

Clint Spencer

Phone Number: 702-455-7540

**REGIONAL FLOOD CONTROL DISTRICT  
MAINTENANCE WORK PROGRAM  
QUARTERLY STATUS REPORT - FY 2021 - 2022**

MWP Facility #: CC 10  
 Facility Name: Van Buskirk Channel  
 MP Facility ID: VBCH 0000-0138  
 MP Facility ID: VBMC 0000-0249  
 MP Facility ID: VBTM 0000-0174  
 MP Facility ID: VBVR 0000-0050  
 MP Facility ID: \_\_\_\_\_  
 MP Facility ID: \_\_\_\_\_

Entity: CLARK COUNTY  
 Date Prepared: 10/27/2021  
 Quarter: 1st Quarter

Force Account/ Contract	Activity	Approved Work Plan Amount (\$)	Amended Work Plan Amount (\$)	Expended To Date (\$)	Percent Complete	Scheduled Completion Date
	3 Facility Assessment and Inventory	\$2,000.00	\$2,000.00			
	5 Inspect Channels	\$2,000.00	\$2,000.00	\$221.51		
	6 Inspect Levees, Deten/Debris Basins	\$4,000.00	\$4,000.00	\$177.20		
	8 Species Survey and Removal	\$0.00	\$0.00			
	10 Clean and Reshape Channels/Levees	\$0.00	\$0.00			
	15 Repair Lined Channel	\$0.00	\$0.00			
	20 Erosion Control and Repair	\$0.00	\$0.00			
	21 Provide/Maintain Dust Control	\$0.00	\$0.00			
	25 Clean Detention/Debris Basins	\$2,000.00	\$2,000.00			
	35 Fence Repair	\$500.00	\$500.00			
	40 Vegetation Control - Chemical	\$1,000.00	\$1,000.00			
	45 Vegetation Control - Mechanical	\$0.00	\$0.00			
	50 Maintain Access Road	\$0.00	\$0.00			
	55 Clean & Inspect Inlet/Outlet Structures	\$0.00	\$0.00			
	60 Repair Inlet/Outlet Structures	\$0.00	\$0.00			
	65 Clean Storm Sewer Lines	\$0.00	\$0.00			
	70 Storm Sewer Line Repair	\$0.00	\$0.00			
	75 Clean/Flush Culverts & Bridges	\$0.00	\$0.00			
	80 Miscellaneous Work Activities	\$5,000.00	\$5,000.00			
	85 Engineering	\$0.00	\$0.00			
	90 Homeless Cleanup	\$140,000.00	\$140,000.00	\$12,740.00		
	<b>TOTALS</b>	<b>\$156,500.00</b>	<b>\$156,500.00</b>	<b>\$13,138.71</b>	<b>8%</b>	

Delays or problem areas:

Work completed during current quarter:

Work to be completed during next quarter:  
 Channel Inspection, vegetation control and other work as assigned.

Consultant/  
 Contractor: \_\_\_\_\_  
 Project  
 Manager: Clint Spencer Phone Number: 702-455-7540

**REGIONAL FLOOD CONTROL DISTRICT  
MAINTENANCE WORK PROGRAM  
QUARTERLY STATUS REPORT - FY 2021 - 2022**

MWP Facility #: CC 11  
 Facility Name: Flamingo Wash North Fork  
 MP Facility ID: FLDY 0000-0013  
 MP Facility ID: FLLA 0000-0379  
 MP Facility ID: FLMN 0000-0075  
 MP Facility ID: FLMS 0000  
 MP Facility ID: \_\_\_\_\_  
 MP Facility ID: \_\_\_\_\_

Entity: CLARK COUNTY  
 Date Prepared: 10/27/2021  
 Quarter: 1st Quarter

Force Account/ Contract	Activity	Approved Work Plan Amount (\$)	Amended Work Plan Amount (\$)	Expended To Date (\$)	Percent Complete	Scheduled Completion Date
	3 Facility Assessment and Inventory	\$0.00	\$0.00			
	5 Inspect Channels	\$1,000.00	\$1,000.00			
	6 Inspect Levees, Deten/Debris Basins	\$1,000.00	\$1,000.00			
	8 Species Survey and Removal	\$0.00	\$0.00			
	10 Clean and Reshape Channels/Levees	\$0.00	\$0.00			
	15 Repair Lined Channel	\$0.00	\$0.00			
	20 Erosion Control and Repair	\$0.00	\$0.00			
	21 Provide/Maintain Dust Control	\$0.00	\$0.00			
	25 Clean Detention/Debris Basins	\$5,000.00	\$5,000.00			
	35 Fence Repair	\$1,500.00	\$1,500.00			
	40 Vegetation Control - Chemical	\$2,500.00	\$2,500.00			
	45 Vegetation Control - Mechanical	\$0.00	\$0.00			
	50 Maintain Access Road	\$0.00	\$0.00			
	55 Clean & Inspect Inlet/Outlet Structures	\$0.00	\$0.00			
	60 Repair Inlet/Outlet Structures	\$0.00	\$0.00			
	65 Clean Storm Sewer Lines	\$0.00	\$0.00			
	70 Storm Sewer Line Repair	\$0.00	\$0.00			
	75 Clean/Flush Culverts & Bridges	\$0.00	\$0.00			
	80 Miscellaneous Work Activities	\$5,000.00	\$5,000.00	\$2,596.42		
	85 Engineering	\$0.00	\$0.00			
	90 Homeless Cleanup	\$10,000.00	\$10,000.00	\$8,125.00		
	<b>TOTALS</b>	\$26,000.00	\$26,000.00	\$10,721.42	41%	
Delays or problem areas:						
Work completed during current quarter:						
Work to be completed during next quarter: Channel Inspection, vegetation control and other work as assigned.						

Consultant/  
 Contractor: \_\_\_\_\_  
 Project  
 Manager: Clint Spencer Phone Number: 702-455-7540

**REGIONAL FLOOD CONTROL DISTRICT  
MAINTENANCE WORK PROGRAM  
QUARTERLY STATUS REPORT - FY 2021 - 2022**

MWP Facility #: CC 14  
 Facility Name: Laughlin Washes  
 MP Facility ID: LUBC 0000-0010, 0324  
 MP Facility ID: LUED 0000-0008  
 MP Facility ID: LUHS 0000-0242, 0250  
 MP Facility ID: LUMA 0023-0060  
 MP Facility ID: LUUW 0000-0150  
 MP Facility ID: \_\_\_\_\_

Entity: CLARK COUNTY  
 Date Prepared: 10/27/2021  
 Quarter: 1st Quarter

Force Account/ Contract	Activity	Approved Work Plan Amount (\$)	Amended Work Plan Amount (\$)	Expended To Date (\$)	Percent Complete	Scheduled Completion Date
	3 Facility Assessment and Inventory	\$1,000.00	\$1,000.00			
	5 Inspect Channels	\$1,500.00	\$1,500.00			
	6 Inspect Levees, Deten/Debris Basins	\$7,000.00	\$7,000.00	\$443.02		
	8 Species Survey and Removal	\$0.00	\$0.00			
	10 Clean and Reshape Channels/Levees	\$6,000.00	\$6,000.00	\$4,539.88		
	15 Repair Lined Channel	\$1,000.00	\$1,000.00			
	20 Erosion Control and Repair	\$0.00	\$0.00			
	21 Provide/Maintain Dust Control	\$0.00	\$0.00			
	25 Clean Detention/Debris Basins	\$10,000.00	\$10,000.00			
	35 Fence Repair	\$2,000.00	\$2,000.00			
	40 Vegetation Control - Chemical	\$1,500.00	\$1,500.00			
	45 Vegetation Control - Mechanical	\$1,500.00	\$1,500.00			
	50 Maintain Access Road	\$0.00	\$0.00			
	55 Clean & Inspect Inlet/Outlet Structures	\$0.00	\$0.00			
	60 Repair Inlet/Outlet Structures	\$5,000.00	\$5,000.00			
	65 Clean Storm Sewer Lines	\$0.00	\$0.00			
	70 Storm Sewer Line Repair	\$0.00	\$0.00			
	75 Clean/Flush Culverts & Bridges	\$0.00	\$15,000.00	\$12,463.57		
	80 Miscellaneous Work Activities	\$2,000.00	\$2,000.00	\$634.38		
	85 Engineering	\$0.00	\$0.00			
	90 Homeless Cleanup	\$1,000.00	\$1,000.00			
	<b>TOTALS</b>	<b>\$39,500.00</b>	<b>\$54,500.00</b>	<b>\$18,080.85</b>	<b>33%</b>	

Delays or problem areas:

Work completed during current quarter:

Work to be completed during next quarter:

Sediment removal from basin area upstream of LUED0008.  
 Channel Inspection, vegetation control and other work as assigned.

Consultant/  
 Contractor: \_\_\_\_\_  
 Project  
 Manager: Clint Spencer Phone Number: 702-455-7540



**REGIONAL FLOOD CONTROL DISTRICT  
MAINTENANCE WORK PROGRAM  
QUARTERLY STATUS REPORT - FY 2021 - 2022**

MWP Facility #: CC 15  
 Facility Name: Moapa Valley  
 MP Facility ID: LWAW 0000  
 MP Facility ID: GASD 0000-0058  
 MP Facility ID: MRLV 0343-0537, 0725  
 MP Facility ID: MRLV 0001-0038  
 MP Facility ID: \_\_\_\_\_  
 MP Facility ID: \_\_\_\_\_

Entity: CLARK COUNTY  
 Date Prepared: 10/27/2021  
 Quarter: 1st Quarter

Force Account/ Contract	Activity	Approved Work Plan Amount (\$)	Amended Work Plan Amount (\$)	Expended To Date (\$)	Percent Complete	Scheduled Completion Date
	3 Facility Assessment and Inventory	\$0.00	\$0.00			
	5 Inspect Channels	\$2,500.00	\$2,500.00	\$177.21		
	6 Inspect Levees, Deten/Debris Basins	\$0.00	\$0.00			
	8 Species Survey and Removal	\$0.00	\$0.00			
	10 Clean and Reshape Channels/Levees	\$10,000.00	\$10,000.00	\$2,226.72		
	15 Repair Lined Channel	\$2,000.00	\$2,000.00			
	20 Erosion Control and Repair	\$10,500.00	\$10,500.00			
	21 Provide/Maintain Dust Control	\$0.00	\$0.00			
	25 Clean Detention/Debris Basins	\$2,000.00	\$2,000.00			
	35 Fence Repair	\$0.00	\$0.00			
	40 Vegetation Control - Chemical	\$2,000.00	\$2,000.00			
	45 Vegetation Control - Mechanical	\$1,000.00	\$1,000.00			
	50 Maintain Access Road	\$0.00	\$0.00			
	55 Clean & Inspect Inlet/Outlet Structures	\$0.00	\$0.00			
	60 Repair Inlet/Outlet Structures	\$0.00	\$0.00			
	65 Clean Storm Sewer Lines	\$0.00	\$0.00			
	70 Storm Sewer Line Repair	\$0.00	\$0.00			
	75 Clean/Flush Culverts & Bridges	\$0.00	\$0.00			
	80 Miscellaneous Work Activities	\$10,000.00	\$10,000.00			
	85 Engineering	\$0.00	\$0.00			
	90 Homeless Cleanup	\$1,000.00	\$1,000.00			
	<b>TOTALS</b>	\$41,000.00	\$41,000.00	\$2,403.93	6%	

Delays or problem areas:

Work completed during current quarter:

Work to be completed during next quarter:

Channel Inspection, vegetation control and other work as assigned.

Consultant/  
 Contractor:  
 Project  
 Manager:

\_\_\_\_\_

Clint Spencer

Phone Number: 702-455-7540

**REGIONAL FLOOD CONTROL DISTRICT  
MAINTENANCE WORK PROGRAM  
QUARTERLY STATUS REPORT - FY 2021 - 2022**

MWP Facility #: CC 16  
 Facility Name: Blue Diamond Wash  
 MP Facility ID: BD02 0000-0109 BD03 0000-0081  
 MP Facility ID: BDBE 0000-0134 BDW1 0000-0077  
 MP Facility ID: BDW2 0023 BDW3 0000  
 MP Facility ID: BDW4 0160-0174  
 MP Facility ID: BDWA 0000-0212, 0284-0633  
 MP Facility ID: \_\_\_\_\_

Entity: CLARK COUNTY  
 Date Prepared: 10/27/2021  
 Quarter: 1st Quarter

Force Account/ Contract	Activity	Approved Work Plan Amount (\$)	Amended Work Plan Amount (\$)	Expended To Date (\$)	Percent Complete	Scheduled Completion Date
	3 Facility Assessment and Inventory	\$0.00	\$0.00			
	5 Inspect Channels	\$3,500.00	\$3,500.00	\$265.80		
	6 Inspect Levees, Deten/Debris Basins	\$4,500.00	\$4,500.00	\$221.51		
	8 Species Survey and Removal	\$0.00	\$0.00			
	10 Clean and Reshape Channels/Levees	\$10,000.00	\$10,000.00	\$3,048.76		
	15 Repair Lined Channel	\$5,000.00	\$5,000.00			
	20 Erosion Control and Repair	\$5,000.00	\$5,000.00			
	21 Provide/Maintain Dust Control	\$0.00	\$1,000.00	\$865.07		
	25 Clean Detention/Debris Basins	\$50,000.00	\$50,000.00	\$1,345.66		
	35 Fence Repair	\$2,000.00	\$2,000.00			
	40 Vegetation Control - Chemical	\$2,000.00	\$2,000.00	\$490.73		
	45 Vegetation Control - Mechanical	\$5,000.00	\$5,000.00			
	50 Maintain Access Road	\$0.00	\$0.00			
	55 Clean & Inspect Inlet/Outlet Structures	\$1,000.00	\$1,000.00			
	60 Repair Inlet/Outlet Structures	\$0.00	\$0.00			
	65 Clean Storm Sewer Lines	\$0.00	\$0.00			
	70 Storm Sewer Line Repair	\$0.00	\$0.00			
	75 Clean/Flush Culverts & Bridges	\$0.00	\$0.00			
	80 Miscellaneous Work Activities	\$15,000.00	\$15,000.00	\$8,203.70		
	85 Engineering	\$0.00	\$0.00			
	90 Homeless Cleanup	\$55,000.00	\$55,000.00	\$11,830.00		
	<b>TOTALS</b>	\$158,000.00	\$159,000.00	\$26,271.23	17%	

Delays or problem areas:

Work completed during current quarter:

Work to be completed during next quarter:

Channel maintenance contract adjacent to beltway.  
 Channel inspection, vegetation control and other work as assigned.

Consultant/

Contractor: \_\_\_\_\_

Project

Manager: \_\_\_\_\_

Clint Spencer

Phone Number: \_\_\_\_\_

702-455-7540

**REGIONAL FLOOD CONTROL DISTRICT  
MAINTENANCE WORK PROGRAM  
QUARTERLY STATUS REPORT - FY 2021 - 2022**

MWP Facility #: CC 17  
 Facility Name: Searchlight  
 MP Facility ID: SREA 0000-0065  
 MP Facility ID: SRSO 0000-0030  
 MP Facility ID: \_\_\_\_\_  
 MP Facility ID: \_\_\_\_\_  
 MP Facility ID: \_\_\_\_\_  
 MP Facility ID: \_\_\_\_\_

Entity: CLARK COUNTY  
 Date Prepared: 10/27/2021  
 Quarter: 1st Quarter

Force Account/ Contract	Activity	Approved Work Plan Amount (\$)	Amended Work Plan Amount (\$)	Expended To Date (\$)	Percent Complete	Scheduled Completion Date
	3 Facility Assessment and Inventory	\$500.00	\$500.00			
	5 Inspect Channels	\$1,000.00	\$1,000.00			
	6 Inspect Levees, Deten/Debris Basins	\$0.00	\$1,000.00	\$177.21		
	8 Species Survey and Removal	\$0.00	\$0.00			
	10 Clean and Reshape Channels/Levees	\$1,000.00	\$1,000.00			
	15 Repair Lined Channel	\$0.00	\$0.00			
	20 Erosion Control and Repair	\$0.00	\$0.00			
	21 Provide/Maintain Dust Control	\$0.00	\$0.00			
	25 Clean Detention/Debris Basins	\$0.00	\$0.00			
	35 Fence Repair	\$0.00	\$0.00			
	40 Vegetation Control - Chemical	\$500.00	\$500.00			
	45 Vegetation Control - Mechanical	\$0.00	\$0.00			
	50 Maintain Access Road	\$0.00	\$0.00			
	55 Clean & Inspect Inlet/Outlet Structures	\$0.00	\$0.00			
	60 Repair Inlet/Outlet Structures	\$0.00	\$0.00			
	65 Clean Storm Sewer Lines	\$0.00	\$0.00			
	70 Storm Sewer Line Repair	\$0.00	\$0.00			
	75 Clean/Flush Culverts & Bridges	\$0.00	\$0.00			
	80 Miscellaneous Work Activities	\$500.00	\$500.00			
	85 Engineering	\$0.00	\$0.00			
	90 Homeless Cleanup	\$500.00	\$500.00			
	<b>TOTALS</b>	<b>\$4,000.00</b>	<b>\$5,000.00</b>	<b>\$177.21</b>	<b>4%</b>	

Delays or problem areas:  
 \_\_\_\_\_  
 \_\_\_\_\_

Work completed during current quarter:  
 \_\_\_\_\_  
 \_\_\_\_\_

Work to be completed during next quarter:  
 Channel inspection, vegetation control and other work as assigned.

Consultant/  
 Contractor: \_\_\_\_\_  
 Project  
 Manager: Clint Spencer Phone Number: 702-455-7540

**REGIONAL FLOOD CONTROL DISTRICT  
MAINTENANCE WORK PROGRAM  
QUARTERLY STATUS REPORT - FY 2021 - 2022**

MWP Facility #: CC 18  
 Facility Name: Bunkerville  
 MP Facility ID: WIWA 0000-0038  
 MP Facility ID: WIJE 0000-0065  
 MP Facility ID: \_\_\_\_\_  
 MP Facility ID: \_\_\_\_\_  
 MP Facility ID: \_\_\_\_\_  
 MP Facility ID: \_\_\_\_\_

Entity: CLARK COUNTY  
 Date Prepared: 10/27/2021  
 Quarter: 1st Quarter

Force Account/ Contract	Activity	Approved Work Plan Amount (\$)	Amended Work Plan Amount (\$)	Expended To Date (\$)	Percent Complete	Scheduled Completion Date
	3 Facility Assessment and Inventory	\$0.00	\$0.00			
	5 Inspect Channels	\$1,000.00	\$1,000.00	\$177.21		
	6 Inspect Levees, Deter/Debris Basins	\$2,000.00	\$2,000.00	\$265.81		
	8 Species Survey and Removal	\$0.00	\$0.00			
	10 Clean and Reshape Channels/Levees	\$0.00	\$0.00			
	15 Repair Lined Channel	\$0.00	\$0.00			
	20 Erosion Control and Repair	\$0.00	\$0.00			
	21 Provide/Maintain Dust Control	\$0.00	\$0.00			
	25 Clean Detention/Debris Basins	\$1,000.00	\$1,000.00			
	35 Fence Repair	\$500.00	\$500.00			
	40 Vegetation Control - Chemical	\$1,000.00	\$1,000.00			
	45 Vegetation Control - Mechanical	\$0.00	\$0.00			
	50 Maintain Access Road	\$0.00	\$0.00			
	55 Clean & Inspect Inlet/Outlet Structures	\$0.00	\$0.00			
	60 Repair Inlet/Outlet Structures	\$0.00	\$0.00			
	65 Clean Storm Sewer Lines	\$0.00	\$0.00			
	70 Storm Sewer Line Repair	\$0.00	\$0.00			
	75 Clean/Flush Culverts & Bridges	\$0.00	\$0.00			
	80 Miscellaneous Work Activities	\$500.00	\$500.00			
	85 Engineering	\$0.00	\$0.00			
	90 Homeless Cleanup	\$0.00	\$0.00			
	<b>TOTALS</b>	\$6,000.00	\$6,000.00	\$443.02	7%	

Delays or problem areas:  
 \_\_\_\_\_  
 \_\_\_\_\_

Work completed during current quarter:  
 \_\_\_\_\_  
 \_\_\_\_\_

Work to be completed during next quarter:  
 Channel inspection, vegetation control and other work as assigned.

Consultant/  
 Contractor: \_\_\_\_\_  
 Project  
 Manager: Clint Spencer Phone Number: 702-455-7540

**REGIONAL FLOOD CONTROL DISTRICT  
MAINTENANCE WORK PROGRAM  
QUARTERLY STATUS REPORT - FY 2021 - 2022**

MWP Facility #: CC 19  
 Facility Name: Pittman  
 MP Facility ID: PTBL 0028-0157  
 MP Facility ID: PTDC 0000-0005  
 MP Facility ID: PTWA 0477-0738  
 MP Facility ID: PTWB 0000-0016  
 MP Facility ID: \_\_\_\_\_  
 MP Facility ID: \_\_\_\_\_

Entity: CLARK COUNTY  
 Date Prepared: 10/27/2021  
 Quarter: 1st Quarter

Force Account/ Contract	Activity	Approved Work Plan Amount (\$)	Amended Work Plan Amount (\$)	Expended To Date (\$)	Percent Complete	Scheduled Completion Date
	3 Facility Assessment and Inventory	\$1,000.00	\$1,000.00			
	5 Inspect Channels	\$1,000.00	\$1,000.00	\$310.12		
	6 Inspect Levees, Deten/Debris Basins	\$0.00	\$0.00			
	8 Species Survey and Removal	\$0.00	\$0.00			
	10 Clean and Reshape Channels/Levees	\$5,000.00	\$5,000.00			
	15 Repair Lined Channel	\$1,000.00	\$1,000.00			
	20 Erosion Control and Repair	\$0.00	\$0.00			
	21 Provide/Maintain Dust Control	\$0.00	\$0.00			
	25 Clean Detention/Debris Basins	\$0.00	\$0.00			
	35 Fence Repair	\$1,000.00	\$2,000.00	\$1,412.55		
	40 Vegetation Control - Chemical	\$2,500.00	\$2,500.00	\$261.22		
	45 Vegetation Control - Mechanical	\$1,000.00	\$5,000.00	\$4,942.70		
	50 Maintain Access Road	\$0.00	\$0.00			
	55 Clean & Inspect Inlet/Outlet Structures	\$0.00	\$0.00			
	60 Repair Inlet/Outlet Structures	\$0.00	\$0.00			
	65 Clean Storm Sewer Lines	\$0.00	\$0.00			
	70 Storm Sewer Line Repair	\$0.00	\$0.00			
	75 Clean/Flush Culverts & Bridges	\$0.00	\$0.00			
	80 Miscellaneous Work Activities	\$5,000.00	\$5,000.00	\$889.28		
	85 Engineering	\$0.00	\$0.00			
	90 Homeless Cleanup	\$5,000.00	\$10,000.00	\$9,620.00		
	<b>TOTALS</b>	<b>\$22,500.00</b>	<b>\$32,500.00</b>	<b>\$17,435.87</b>	<b>54%</b>	

Delays or problem areas:

---

Work completed during current quarter:

---

Work to be completed during next quarter:  
 Channel Inspection, vegetation control and other work as assigned.

Consultant/  
 Contractor: \_\_\_\_\_  
 Project  
 Manager: Clint Spencer Phone Number: 702-455-7540

**REGIONAL FLOOD CONTROL DISTRICT  
MAINTENANCE WORK PROGRAM  
QUARTERLY STATUS REPORT - FY 2021 - 2022**

MWP Facility #: CC 20  
 Facility Name: Indian Springs  
 MP Facility ID: ISWE 0100-1001  
 MP Facility ID: \_\_\_\_\_  
 MP Facility ID: \_\_\_\_\_  
 MP Facility ID: \_\_\_\_\_  
 MP Facility ID: \_\_\_\_\_  
 MP Facility ID: \_\_\_\_\_

Entity: CLARK COUNTY  
 Date Prepared: 10/27/2021  
 Quarter: 1st Quarter

Force Account/ Contract	Activity	Approved Work Plan Amount (\$)	Amended Work Plan Amount (\$)	Expended To Date (\$)	Percent Complete	Scheduled Completion Date
	3 Facility Assessment and Inventory	\$0.00	\$0.00			
	5 Inspect Channels	\$1,000.00	\$1,000.00			
	6 Inspect Levees, Deten/Debris Basins	\$1,500.00	\$1,500.00	\$265.81		
	8 Species Survey and Removal	\$0.00	\$0.00			
	10 Clean and Reshape Channels/Levees	\$0.00	\$0.00			
	15 Repair Lined Channel	\$0.00	\$0.00			
	20 Erosion Control and Repair	\$3,000.00	\$3,000.00			
	21 Provide/Maintain Dust Control	\$0.00	\$0.00			
	25 Clean Detention/Debris Basins	\$2,500.00	\$6,500.00	\$6,357.82		
	35 Fence Repair	\$0.00	\$0.00			
	40 Vegetation Control - Chemical	\$0.00	\$0.00			
	45 Vegetation Control - Mechanical	\$0.00	\$0.00			
	50 Maintain Access Road	\$0.00	\$0.00			
	55 Clean & Inspect Inlet/Outlet Structures	\$0.00	\$0.00			
	60 Repair Inlet/Outlet Structures	\$0.00	\$0.00			
	65 Clean Storm Sewer Lines	\$0.00	\$0.00			
	70 Storm Sewer Line Repair	\$0.00	\$0.00			
	75 Clean/Flush Culverts & Bridges	\$0.00	\$0.00			
	80 Miscellaneous Work Activities	\$1,000.00	\$1,000.00			
	85 Engineering	\$0.00	\$0.00			
	90 Homeless Cleanup	\$0.00	\$0.00			
	<b>TOTALS</b>	<b>\$9,000.00</b>	<b>\$13,000.00</b>	<b>\$6,623.63</b>	<b>51%</b>	
<b>Delays or problem areas:</b>						
<b>Work completed during current quarter:</b>						
<b>Work to be completed during next quarter:</b>						
Channel Inspection, vegetation control and other work as assigned.						

Consultant/  
 Contractor: \_\_\_\_\_  
 Project  
 Manager: Clint Spencer Phone Number: 702-455-7540

**REGIONAL FLOOD CONTROL DISTRICT  
MAINTENANCE WORK PROGRAM  
QUARTERLY STATUS REPORT - FY 2021 - 2022**

MWP Facility #: CC 21  
 Facility Name: Northern Beltway  
 MP Facility ID: EKEA 0056-0338  
 MP Facility ID: RCHB 0083, 0101, 0130, 0149, 0151  
 MP Facility ID: GOBW 0000-0048  
 MP Facility ID: GONO 0117-0335  
 MP Facility ID: \_\_\_\_\_  
 MP Facility ID: \_\_\_\_\_

Entity: CLARK COUNTY  
 Date Prepared: 10/27/2021  
 Quarter: 1st Quarter

Force Account/ Contract	Activity	Approved Work Plan Amount (\$)	Amended Work Plan Amount (\$)	Expended To Date (\$)	Percent Complete	Scheduled Completion Date
	3 Facility Assessment and Inventory	\$0.00	\$0.00			
	5 Inspect Channels	\$2,000.00	\$2,000.00	\$487.33		
	6 Inspect Levees, Deter/Debris Basins	\$0.00	\$0.00			
	8 Species Survey and Removal	\$0.00	\$0.00			
	10 Clean and Reshape Channels/Levees	\$15,000.00	\$4,000.00			
	15 Repair Lined Channel	\$2,000.00	\$2,000.00			
	20 Erosion Control and Repair	\$5,000.00	\$5,000.00			
	21 Provide/Maintain Dust Control	\$0.00	\$0.00			
	25 Clean Detention/Debris Basins	\$0.00	\$0.00			
	35 Fence Repair	\$500.00	\$500.00			
	40 Vegetation Control - Chemical	\$1,000.00	\$1,000.00			
	45 Vegetation Control - Mechanical	\$0.00	\$0.00			
	50 Maintain Access Road	\$0.00	\$0.00			
	55 Clean & Inspect Inlet/Outlet Structures	\$0.00	\$0.00			
	60 Repair Inlet/Outlet Structures	\$0.00	\$0.00			
	65 Clean Storm Sewer Lines	\$0.00	\$0.00			
	70 Storm Sewer Line Repair	\$0.00	\$0.00			
	75 Clean/Flush Culverts & Bridges	\$0.00	\$0.00			
	80 Miscellaneous Work Activities	\$1,000.00	\$1,000.00	\$400.00		
	85 Engineering	\$0.00	\$0.00			
	90 Homeless Cleanup	\$1,000.00	\$1,000.00			
	<b>TOTALS</b>	<b>\$27,500.00</b>	<b>\$16,500.00</b>	<b>\$887.33</b>	<b>5%</b>	

Delays or problem areas:

Work completed during current quarter:

Work to be completed during next quarter:

Channel maintenance contract adjacent to beltway.  
 Channel Inspection, vegetation control and other work as assigned.

Consultant/  
 Contractor:  
 Project  
 Manager:

\_\_\_\_\_

\_\_\_\_\_ Clint Spencer \_\_\_\_\_

Phone Number: 702-455-7540

**REGIONAL FLOOD CONTROL DISTRICT  
MAINTENANCE WORK PROGRAM  
FY22 1ST QUARTERLY STATUS REPORT AND REALLOCATION REQUEST**

MWP Facility#: HN65

Entity: CITY OF HENDERSON

Facility Name: C1 NORTH

Date Prepared: 10/1/2021

MP Facility ID: C1CH 0000-0452, C1CT 0000-0075, C1DC 0000-0303, C1E1 0000-0065, C1EQ 0000-0297, C1FK 0000-0073, C1GA 0000-0002, C1H1 0000-0003, C1H2 0000-0001, C1HV 0000-0300, C1IT 0273, C1LM 0000-0141, C1RT 0001-0044, LLMW 0000, LLMW 0129, LLMW 0203

Force Account/ Contract	Activity	Approved Work Plan Amount (\$)	Amended Work Plan Amount (\$)	1Q Expenditures (\$)	Total Expenditures (\$)	Percent Complete	Scheduled Completion Date
3	Facility Assessment and Inventory	\$5,000.00	\$2,000.00		\$0.00	0%	
5	Inspect Channels	\$10,000.00	\$10,000.00	\$353.97	\$353.97	4%	
6	Inspect Levees/Detention and Debris Basins	\$10,000.00	\$10,000.00	\$206.11	\$206.11	2%	
8	Species Survey and Removal	\$10,000.00	\$10,000.00		\$0.00	0%	
10	Clean and Reshape Channels/Levees	\$30,000.00	\$30,000.00		\$0.00	0%	
15	Repair Lined Channel	\$20,000.00	\$20,000.00	\$2,961.28	\$2,961.28	15%	
20	Erosion Control and Repair	\$65,000.00	\$65,000.00	\$2,434.63	\$2,434.63	4%	
21	Provide/Maintain Dust Control	\$45,000.00	\$45,000.00	\$2,241.78	\$2,241.78	5%	
25	Clean Detention/Debris Basins	\$55,000.00	\$55,000.00		\$0.00	0%	
35	Fence Repair	\$21,500.00	\$21,500.00		\$0.00	0%	
40	Vegetation Control - Chemical	\$10,000.00	\$10,000.00		\$0.00	0%	
45	Vegetation Control - Mechanical	\$127,600.00	\$127,600.00	\$1,868.54	\$1,868.54	1%	
50	Maintain Access Road	\$15,000.00	\$15,000.00		\$0.00	0%	
55	Clean & Inspect Inlet/Outlet Structures	\$5,000.00	\$5,000.00	\$3,423.39	\$3,423.39	68%	
60	Repair Inlet/Outlet Structures	\$5,000.00	\$5,000.00	\$783.08	\$783.08	16%	
65	Clean Storm Sewer Lines						
70	Storm Sewer Repair						
75	Clean/Flush Culverts & Bridges						
80	Miscellaneous Work Activities	\$10,000.00	\$10,000.00		\$0.00	0%	
85	Engineering	\$15,000.00	\$15,000.00	\$10,817.82	\$10,817.82	72%	
90	Homeless Encampment Cleanup	\$6,500.00	\$6,500.00		\$0.00	0%	
	<b>TOTALS</b>	<b>\$465,600.00</b>	<b>\$462,600.00</b>	<b>\$25,090.60</b>	<b>\$25,090.60</b>		<b>Jun-2022</b>

Delays or Problem Areas:

Work completed during prior fiscal year:

Act 15 and Act 85 - SNWA Channel (LLMW 0203); repair erosion to lined channel. Act 20 and Act 85 - Lake Mead C-1 Channel Confluence Repair (C1CH 0204 and C1CH 0173); rebuild channel and extend rtrap. Other budgeted funding to be expended on this facility for regular maintenance activities.

Work to be completed during current fiscal year:

Act 3 - Start the Asset Management Program for Regional Flood Control Facilities. Other budgeted funding to be expended on this facility for regular maintenance activities.

Consultant/  
Contractor:  
Project  
Manager: Albert J. Jankowiak

(702) 267-3024



**REGIONAL FLOOD CONTROL DISTRICT  
MAINTENANCE WORK PROGRAM  
FY22 1ST QUARTERLY STATUS REPORT AND REALLOCATION REQUEST**

MWP Facility#: HN66

Entity: CITY OF HENDERSON

Facility Name: C1 SOUTH

Date Prepared: 10/1/2021

MP Facility ID: C1BH 0000-0301, C1CH 0455-0674, C1CH 0711-1138, C1GW 0000-0081, C1U1 0000-0062, C1US 0000-0078

Force Account/ Contract	Activity	Approved Work Plan Amount (\$)	Amended Work Plan Amount (\$)	1Q Expenditures (\$)	Total Expenditures (\$)	Percent Complete	Scheduled Completion Date
	3 Facility Assessment and Inventory	\$5,000.00	\$2,000.00		\$0.00	0%	
	5 Inspect Channels	\$10,000.00	\$10,000.00	\$500.71	\$500.71	5%	
	6 Inspect Levees/Detention and Debris Basins	\$10,000.00	\$10,000.00	\$135.42	\$135.42	1%	
	8 Species Survey and Removal	\$5,000.00	\$5,000.00		\$0.00	0%	
	10 Clean and Reshape Channels/Levees	\$40,000.00	\$40,000.00	\$589.34	\$589.34	1%	
	15 Repair Lined Channel						
	20 Erosion Control and Repair						
	21 Provide/Maintain Dust Control	\$20,000.00	\$20,000.00		\$0.00	0%	
	25 Clean Detention/Debris Basins	\$20,000.00	\$20,000.00		\$0.00	0%	
	35 Fence Repair	\$26,500.00	\$26,500.00	\$1,694.53	\$1,694.53	6%	
	40 Vegetation Control - Chemical						
	45 Vegetation Control - Mechanical	\$77,600.00	\$77,600.00		\$0.00	0%	
	50 Maintain Access Road	\$30,000.00	\$30,000.00		\$0.00	0%	
	55 Clean & Inspect Inlet/Outlet Structures	\$5,000.00	\$5,000.00		\$0.00	0%	
	60 Repair Inlet/Outlet Structures						
	65 Clean Storm Sewer Lines						
	70 Storm Sewer Repair						
	75 Clean/Flush Culverts & Bridges						
	80 Miscellaneous Work Activities	\$10,000.00	\$10,000.00	\$233.01	\$233.01	2%	
	85 Engineering	\$15,000.00	\$15,000.00	\$8,792.72	\$8,792.72	59%	
	90 Homeless Encampment Cleanup	\$6,500.00	\$6,500.00		\$0.00	0%	
	<b>TOTALS</b>	<b>\$280,600.00</b>	<b>\$277,600.00</b>	<b>\$11,945.73</b>	<b>\$11,945.73</b>		<b>Jun-2022</b>

Delays or Problem Areas:

Work completed during prior fiscal year:

Act 8, Act 25 and Act 85 - Black Mountain Detention Basin (C1CH 1095) Sediment and Debris Removal. Other budgeted funding to be expended on this facility for regular maintenance activities

Work to be completed during current fiscal year:

Act 3 - Start the Asset Management Program for Regional Flood Control Facilities. Other budgeted funding to be expended on this facility for regular maintenance activities.

Consultant/  
Contractor:  
Project  
Manager:

Albert J. Janikowiak

(702) 267-3024

**REGIONAL FLOOD CONTROL DISTRICT  
MAINTENANCE WORK PROGRAM  
FY22 1ST QUARTERLY STATUS REPORT AND REALLOCATION REQUEST**

MWP Facility#: HN67  
 Facility Name: PITTMAN CENTRAL NE  
 MP Facility ID: PTBR 0067-0175, PTGA 0000, PTGB 0058-0249, PTPA 0071, 0285-0286, PTVW 0000-0187

Entity: CITY OF HENDERSON  
 Date Prepared: 10/1/2021

Force Account/ Contract	Activity	Approved Work Plan Amount (\$)	Amended Work Plan Amount (\$)	1Q Expenditures (\$)	Total Expenditures (\$)	Percent Complete	Scheduled Completion Date
	3 Facility Assessment and Inventory	\$5,000.00	\$2,000.00		\$0.00	0%	
	5 Inspect Channels	\$2,500.00	\$2,500.00	\$256.18	\$256.18	10%	
	6 Inspect Levees/Detention and Debris Basins	\$5,000.00	\$5,000.00	\$205.29	\$205.29	4%	
	8 Species Survey and Removal						
	10 Clean and Reshape Channels/Levees	\$5,000.00	\$5,000.00	\$4,925.82	\$4,925.82	99%	
	15 Repair Lined Channel						
	20 Erosion Control and Repair	\$5,000.00	\$5,000.00	\$88.49	\$88.49	2%	
	21 Provide/Maintain Dust Control	\$5,000.00	\$5,000.00	\$429.29	\$429.29	9%	
	25 Clean Detention/Debris Basins	\$25,000.00	\$25,000.00	\$8,105.31	\$8,105.31	32%	
	35 Fence Repair	\$26,500.00	\$26,500.00	\$1,426.77	\$1,426.77	5%	
	40 Vegetation Control - Chemical						
	45 Vegetation Control - Mechanical	\$57,600.00	\$57,600.00		\$0.00	0%	
	50 Maintain Access Road						
	55 Clean & Inspect Inlet/Outlet Structures		\$2,015.96	\$2,015.96	\$2,015.96	100%	
	60 Repair Inlet/Outlet Structures						
	65 Clean Storm Sewer Lines						
	70 Storm Sewer Repair						
	75 Clean/Flush Culverts & Bridges						
	80 Miscellaneous Work Activities	\$10,000.00	\$10,000.00		\$0.00	0%	
	85 Engineering	\$13,600.00	\$13,600.00	\$1,685.71	\$1,685.71	12%	
	90 Homeless Encampment Cleanup		\$251.72	\$251.72	\$251.72	100%	
	<b>TOTALS</b>	\$160,200.00	\$159,467.68	\$19,390.54	\$19,390.54		Jun-2022

Delays or Problem Areas:

Work completed during prior fiscal year:

Expenditures on this facility were for regular maintenance activities.

Work to be completed during current fiscal year:

Act 3 - Start the Asset Management Program for Regional Flood Control Facilities. Budgeted funding to be expended on this facility for regular maintenance activities.

Consultant/  
 Contractor: \_\_\_\_\_  
 Project  
 Manager: Albert J. Jankowski (702) 267-3024

**REGIONAL FLOOD CONTROL DISTRICT  
MAINTENANCE WORK PROGRAM  
FY22 1ST QUARTERLY STATUS REPORT AND REALLOCATION REQUEST**

MWP Facility#: HN68  
 Facility Name: PITTMAN CENTRAL SE

Entity: CITY OF HENDERSON  
 Date Prepared: 10/1/2021

MP Facility ID: PTHR 0000-0210, PTIS 0000-0258, PTPD 0010-0063, PTRR 0000-0135, PTWH 0000-0116

Force Account/ Contract	Activity	Approved Work Plan Amount (\$)	Amended Work Plan Amount (\$)	1Q Expenditures (\$)	Total Expenditures (\$)	Percent Complete	Scheduled Completion Date
	3 Facility Assessment and Inventory	\$5,000.00	\$2,000.00		\$0.00	0%	
	5 Inspect Channels	\$5,000.00	\$5,000.00	\$446.22	\$446.22	9%	
	6 Inspect Levees/Detention and Debris Basins	\$5,000.00	\$5,000.00		\$0.00	0%	
	8 Species Survey and Removal						
	10 Clean and Reshape Channels/Levees	\$10,000.00	\$10,000.00		\$0.00	0%	
	15 Repair Lined Channel	\$5,000.00	\$5,000.00		\$0.00	0%	
	20 Erosion Control and Repair						
	21 Provide/Maintain Dust Control						
	25 Clean Detention/Debris Basins						
	35 Fence Repair	\$16,500.00	\$16,500.00	\$206.30	\$206.30	1%	
	40 Vegetation Control - Chemical						
	45 Vegetation Control - Mechanical	\$57,600.00	\$57,600.00		\$0.00	0%	
	50 Maintain Access Road						
	55 Clean & Inspect Inlet/Outlet Structures						
	60 Repair Inlet/Outlet Structures						
	65 Clean Storm Sewer Lines						
	70 Storm Sewer Repair						
	75 Clean/Flush Culverts & Bridges	\$5,000.00	\$5,000.00	\$361.10	\$361.10	7%	
	80 Miscellaneous Work Activities	\$10,000.00	\$0.00		\$0.00	0%	
	85 Engineering	\$10,000.00	\$10,000.00	\$1,600.16	\$1,600.16	16%	
	90 Homeless Encampment Cleanup	\$6,500.00	\$6,500.00		\$0.00	0%	
	<b>TOTALS</b>	<b>\$135,600.00</b>	<b>\$122,600.00</b>	<b>\$2,613.78</b>	<b>\$2,613.78</b>		<b>Jun-2022</b>

Delays or Problem Areas:

Work completed during prior fiscal year:

Expenditures on this facility were for regular maintenance activities.

Work to be completed during current fiscal year:

Act 3 - Start the Asset Management Program for Regional Flood Control Facilities. Budgeted funding to be expended on this facility for regular maintenance activities.

Consultant/  
 Contractor:  
 Project  
 Manager:

Albert J. Jankowiak

(702) 267-3024

**REGIONAL FLOOD CONTROL DISTRICT  
MAINTENANCE WORK PROGRAM  
FY22 1ST QUARTERLY STATUS REPORT AND REALLOCATION REQUEST**

MWP Facility#: HN69  
 Facility Name: PITTMAN CENTRAL NW  
 DCWA 0646-0670, PTDC 0026-0237, PTPE 0000-0166, PTRW 0000-0170, PTSW 0000-0129,  
 MP Facility ID: PTWA 0000-0476, WWDC 0000-0109, 0147, 0158, 0166, 0170

Entity: CITY OF HENDERSON  
 Date Prepared: 10/1/2021

Force Account/ Contract	Activity	Approved Work Plan Amount (\$)	Amended Work Plan Amount (\$)	1Q Expenditures (\$)	Total Expenditures (\$)	Percent Complete	Scheduled Completion Date
	3 Facility Assessment and Inventory	\$5,000.00	\$2,000.00		\$0.00	0%	
	5 Inspect Channels	\$6,500.00	\$6,500.00		\$0.00	0%	
	6 Inspect Levees/Detention and Debris Basins	\$2,000.00	\$2,000.00		\$0.00	0%	
	8 Species Survey and Removal						
	10 Clean and Reshape Channels/Levees	\$80,000.00	\$80,000.00	\$31,434.74	\$31,434.74	39%	
	15 Repair Lined Channel	\$20,000.00	\$20,000.00		\$0.00	0%	
	20 Erosion Control and Repair	\$30,000.00	\$30,000.00	\$14,699.17	\$14,699.17	49%	
	21 Provide/Maintain Dust Control	\$6,000.00	\$6,838.51	\$6,838.51	\$6,838.51	100%	
	25 Clean Detention/Debris Basins	\$5,000.00	\$5,000.00	\$2,613.05	\$2,613.05	52%	
	35 Fence Repair	\$41,500.00	\$30,000.00	\$2,458.02	\$2,458.02	8%	
	40 Vegetation Control - Chemical	\$5,000.00	\$5,000.00		\$0.00	0%	
	45 Vegetation Control - Mechanical	\$197,600.00	\$15,065.82	\$9,112.35	\$9,112.35	60%	
	50 Maintain Access Road						
	55 Clean & Inspect Inlet/Outlet Structures						
	60 Repair Inlet/Outlet Structures						
	65 Clean Storm Sewer Lines						
	70 Storm Sewer Repair						
	75 Clean/Flush Culverts & Bridges	\$10,000.00	\$7,739.18	\$7,739.18	\$7,739.18	100%	
	80 Miscellaneous Work Activities	\$10,000.00	\$5,000.00	\$332.47	\$332.47	7%	
	85 Engineering	\$1,000.00	\$1,983.98	\$1,983.98	\$1,983.98	100%	
	90 Homeless Encampment Cleanup	\$6,500.00	\$6,500.00		\$0.00	0%	
	<b>TOTALS</b>	<b>\$426,100.00</b>	<b>\$223,627.49</b>	<b>\$77,211.47</b>	<b>\$77,211.47</b>		<b>Jun-2022</b>

Delays or Problem Areas:

Work completed during prior fiscal year:

Expenditures on this facility were for regular maintenance activities.

Work to be completed during current fiscal year:

Act 3 - Start the Asset Management Program for Regional Flood Control Facilities. Budgeted funding to be expended on this facility for regular maintenance activities.

Consultant/  
 Contractor:  
 Project  
 Manager:

Albert J. Jankowiak

(702) 267-3024

**REGIONAL FLOOD CONTROL DISTRICT  
MAINTENANCE WORK PROGRAM  
FY22 1ST QUARTERLY STATUS REPORT AND REALLOCATION REQUEST**

MWP Facility#: HN70  
 Facility Name: PITTMAN CENTRAL SW  
 PTDW 0000-0088, PTFD 0000-0111, PTLM 0000-0078, PTMR 0000-0399, PTRE 0000-0267, PTST 0000-0170, PTVV 0000-0005  
 MP Facility ID: 0000-0170, PTVV 0000-0005

Entity: CITY OF HENDERSON  
 Date Prepared: 10/1/2021

Force Account/ Contract	Activity	Approved Work Plan Amount (\$)	Amended Work Plan Amount (\$)	1Q Expenditures (\$)	Total Expenditures (\$)	Percent Complete	Scheduled Completion Date
	3 Facility Assessment and Inventory	\$5,000.00	\$2,000.00		\$0.00	0%	
	5 Inspect Channels	\$3,000.00	\$3,000.00		\$0.00	0%	
	6 Inspect Levees/Detention and Debris Basins						
	8 Species Survey and Removal						
	10 Clean and Reshape Channels/Levees	\$5,000.00	\$5,000.00	\$2,142.13	\$2,142.13	43%	
	15 Repair Lined Channel		\$240,735.68	\$240,828.83	\$240,828.83	100%	
	20 Erosion Control and Repair						
	21 Provide/Maintain Dust Control	\$1,000.00	\$3,113.08	\$3,113.08	\$3,113.08	100%	
	25 Clean Detention/Debris Basins		\$88.49	\$88.49	\$88.49	100%	
	35 Fence Repair	\$16,500.00	\$16,500.00		\$0.00	0%	
	40 Vegetation Control - Chemical						
	45 Vegetation Control - Mechanical	\$57,600.00	\$57,600.00	\$28,991.60	\$28,991.60	50%	
	50 Maintain Access Road						
	55 Clean & Inspect Inlet/Outlet Structures						
	60 Repair Inlet/Outlet Structures						
	65 Clean Storm Sewer Lines						
	70 Storm Sewer Repair						
	75 Clean/Flush Culverts & Bridges		\$17,994.59	\$17,994.59	\$17,994.59	100%	
	80 Miscellaneous Work Activities	\$10,000.00	\$4,670.36	\$219.75	\$219.75	5%	
	85 Engineering	\$1,000.00	\$2,878.83	\$2,878.83	\$2,878.83	100%	
	90 Homeless Encampment Cleanup		\$5,329.64	\$5,329.64	\$5,329.64	100%	
	<b>TOTALS</b>	<b>\$99,100.00</b>	<b>\$358,910.67</b>	<b>\$301,586.94</b>	<b>\$301,586.94</b>		Jun-2022

Delays or Problem Areas:

Work completed during prior fiscal year:

Expenditures on this facility were for regular maintenance activities.

Work to be completed during current fiscal year:

Act 3 - Start the Asset Management Program for Regional Flood Control Facilities. Budgeted funding to be expended on this facility for regular maintenance activities.

Consultant/  
 Contractor:  
 Project  
 Manager: Albert J. Jankowski

(702) 267-3024

**REGIONAL FLOOD CONTROL DISTRICT  
MAINTENANCE WORK PROGRAM  
FY22 1ST QUARTERLY STATUS REPORT AND REALLOCATION REQUEST**

MWP Facility#: HN71  
Facility Name: PITTMAN ANTHEM INSPIRADA

Entity: CITY OF HENDERSON  
Date Prepared: 10/1/2021

MP Facility ID: PTAD 0000-0070, PTAN 0000-0280, PTAT 0000-0007, PTCR 0000-0036, PTDY 0000, PTEA 0493-0773, PTOG 0000-0016, PTPN 0000-0039, PTRD 0000-0055, PTSA 0000-0091, PTSE 0000-0348, PTSN 0000-0063, PTSS 0000-0012, PTWS 0000-0063

Force Account/ Contract	Activity	Approved Work Plan Amount (\$)	Amended Work Plan Amount (\$)	1Q Expenditures (\$)	Total Expenditures (\$)	Percent Complete	Scheduled Completion Date
3	Facility Assessment and Inventory	\$5,000.00	\$2,000.00		\$0.00	0%	
5	Inspect Channels	\$5,000.00	\$5,000.00		\$0.00	0%	
8	Inspect Levees/Detention and Debris Basins	\$5,000.00	\$5,000.00	\$135.42	\$135.42	3%	
8	Species Survey and Removal						
10	Clean and Reshape Channels/Levees	\$10,000.00	\$10,000.00		\$0.00	0%	
15	Repair Lined Channel						
20	Erosion Control and Repair						
21	Provide/Maintain Dust Control	\$5,000.00	\$2,500.00		\$0.00	0%	
25	Clean Detention/Debris Basins	\$20,000.00	\$5,000.00		\$0.00	0%	
35	Fence Repair	\$16,500.00	\$5,000.00		\$0.00	0%	
40	Vegetation Control - Chemical						
45	Vegetation Control - Mechanical	\$57,600.00	\$57,600.00		\$0.00	0%	
50	Maintain Access Road						
55	Clean & Inspect Inlet/Outlet Structures	\$10,000.00	\$10,000.00		\$0.00	0%	
60	Repair Inlet/Outlet Structures						
65	Clean Storm Sewer Lines						
70	Storm Sewer Repair						
75	Clean/Flush Culverts & Bridges						
80	Miscellaneous Work Activities	\$5,000.00	\$5,000.00		\$0.00	0%	
85	Engineering	\$64,900.00	\$64,900.00	\$1,685.70	\$1,685.70	3%	
90	Homeless Encampment Cleanup						
<b>TOTALS</b>		<b>\$204,000.00</b>	<b>\$172,000.00</b>	<b>\$1,821.12</b>	<b>\$1,821.12</b>		<b>Jun-2022</b>

Delays or Problem Areas:

Work completed during prior fiscal year:

Expenditures on this facility were for regular maintenance activities.

Work to be completed during current fiscal year:

Act 3 - Start the Asset Management Program for Regional Flood Control Facilities. Act 85: Pittman Anthem (DESN (PTAN 0280 Detention Basin; Prepare construction documents for the maintenance of basin). Remaining budgeted funding to be expended on this facility for regular maintenance activities.

Consultant/  
Contractor:  
Project  
Manager: Albert J. Jankowiak

(702) 267-3024

**REGIONAL FLOOD CONTROL DISTRICT  
MAINTENANCE WORK PROGRAM  
FY22 1ST QUARTERLY STATUS REPORT AND REALLOCATION REQUEST**

MWP Facility#: HN72  
 Facility Name: PITTMAN SEVEN HILLS  
 MP Facility ID: PTAP 0000-0191, PTEA 0000-0244, PTEA 0437-0439, PTGV 0000-0073, PTHD 0000-0020, PTPW 0000-0309, PTSH 0011-0084

Entity: CITY OF HENDERSON  
 Date Prepared: 10/1/2021

Force Account/ Contract	Activity	Approved Work Plan Amount (\$)	Amended Work Plan Amount (\$)	1Q Expenditures (\$)	Total Expenditures (\$)	Percent Complete	Scheduled Completion Date
	3 Facility Assessment and Inventory	\$5,000.00	\$2,000.00		\$0.00	0%	
	5 Inspect Channels	\$2,500.00	\$2,500.00		\$0.00	0%	
	6 Inspect Levees/Detention and Debris Basins	\$6,000.00	\$6,000.00	\$771.95	\$771.95	13%	
	8 Species Survey and Removal						
	10 Clean and Reshape Channels/Levees	\$10,000.00	\$10,000.00		\$0.00	0%	
	15 Repair Lined Channel						
	20 Erosion Control and Repair						
	21 Provide/Maintain Dust Control	\$2,000.00	\$2,000.00		\$0.00	0%	
	25 Clean Detention/Debris Basins	\$600,000.00	\$600,000.00		\$0.00	0%	
	35 Fence Repair	\$11,500.00	\$11,500.00		\$0.00	0%	
	40 Vegetation Control - Chemical						
	45 Vegetation Control - Mechanical	\$57,600.00	\$57,600.00		\$0.00	0%	
	50 Maintain Access Road						
	55 Clean & Inspect Inlet/Outlet Structures	\$5,000.00	\$5,000.00		\$0.00	0%	
	60 Repair Inlet/Outlet Structures	\$300,500.00	\$300,500.00		\$0.00	0%	
	65 Clean Storm Sewer Lines						
	70 Storm Sewer Repair						
	75 Clean/Flush Culverts & Bridges						
	80 Miscellaneous Work Activities	\$5,000.00	\$5,000.00	\$233.01	\$233.01	5%	
	85 Engineering	\$87,000.00	\$87,000.00	\$28,363.28	\$28,363.28	33%	
	90 Homeless Encampment Cleanup	\$6,500.00	\$6,500.00		\$0.00	0%	
	<b>TOTALS</b>	<b>\$1,098,600.00</b>	<b>\$1,095,600.00</b>	<b>\$29,368.24</b>	<b>\$29,368.24</b>		<b>Jun-2022</b>

Delays or Problem Areas:

---

Work completed during prior fiscal year:

---

Expenditures on this facility were for regular maintenance activities.

---

Work to be completed during current fiscal year:

Act 3 - Start the Asset Management Program for Regional Flood Control Facilities. Act 25, Act 60 & Act 85: Pittman East Detention Basin (CONST) (PTEA 0438 Outlet pipe; construction of stormwater quality retrofit. PTEA 0439 Detention Basin Removal of sediment deposition, repair erosion, and grade bottom). Remaining budgeted funding to be expended on this facility for regular maintenance activities.

Consultant/  
 Contractor:  
 Project  
 Manager: Albert J. Jankowiak (702) 267-3024

**REGIONAL FLOOD CONTROL DISTRICT  
MAINTENANCE WORK PROGRAM  
FY22 1ST QUARTERLY STATUS REPORT AND REALLOCATION REQUEST**

MWP Facility#: HN73  
 Facility Name: PITTMAN WEST HENDERSON

Entity: CITY OF HENDERSON  
 Date Prepared: 10/1/2021

MP Facility ID: DCLA 0035, DCN1 0000, PTBE 0000-0046, 0093-0177, PTGL 0000, PTN2 0000-0251, PTN3 0000, PTN5 0000, PTN6 0000, PTN7 0001, PTN8 0000-0039, PTN9 0000-0027, PTNO 0139-0195, PTSD 0231, PTSO 0042, 0069, 0104-0153, PTWA 0815-0983

Force Account/ Contract	Activity	Approved Work Plan Amount (\$)	Amended Work Plan Amount (\$)	1Q Expenditures (\$)	Total Expenditures (\$)	Percent Complete	Scheduled Completion Date
3	Facility Assessment and Inventory	\$5,000.00	\$2,000.00		\$0.00	0%	
5	Inspect Channels	\$500.00	\$500.00		\$0.00	0%	
6	Inspect Levees/Detention and Debris Basins	\$500.00	\$500.00		\$0.00	0%	
8	Species Survey and Removal						
10	Clean and Reshape Channels/Levees						
15	Repair Lined Channel						
20	Erosion Control and Repair						
21	Provide/Maintain Dust Control	\$1,000.00	\$1,000.00		\$0.00	0%	
25	Clean Detention/Debris Basins	\$5,000.00	\$5,000.00		\$0.00	0%	
35	Fence Repair	\$11,500.00	\$11,500.00		\$0.00	0%	
40	Vegetation Control - Chemical						
45	Vegetation Control - Mechanical	\$27,600.00	\$27,600.00		\$0.00	0%	
50	Maintain Access Road						
55	Clean & Inspect Inlet/Outlet Structures						
60	Repair Inlet/Outlet Structures						
65	Clean Storm Sewer Lines						
70	Storm Sewer Repair						
75	Clean/Flush Culverts & Bridges						
80	Miscellaneous Work Activities						
85	Engineering	\$1,000.00	\$1,394.16	\$1,394.16	\$1,394.16	100%	
90	Homeless Encampment Cleanup						
<b>TOTALS</b>		<b>\$52,100.00</b>	<b>\$49,494.16</b>	<b>\$1,394.16</b>	<b>\$1,394.16</b>		<b>Jun-2022</b>

Delays or Problem Areas:

---

Work completed during prior fiscal year:

---

Expenditures on this facility were for regular maintenance activities.

Work to be completed during current fiscal year:

---

Act 3 - Start the Asset Management Program for Regional Flood Control Facilities. Budgeted funding to be expended on this facility for regular maintenance activities.

Consultant/  
 Contractor:  
 Project  
 Manager: Albert J. Jankowski (702) 267-3024



**REGIONAL FLOOD CONTROL DISTRICT  
MAINTENANCE WORK PROGRAM  
FIRST QUARTER - FY 2021-2022**

MWP Facility #: LV51  
 Facility Name: Cedar Avenue Channel/Nellis System  
 MP Facility ID: CACH 0000 - 0148,  
CABZ 0000 - 0010, CACN 0000 - 0049,  
LVBZ 0166 - 0223, FLBN 0038-0167

Entity: City of Las Vegas  
 Date Prepared: 10/26/2021

Force Account/Contract	Activity	Work Plan Amount (\$)	Amended Work Plan Amount (\$)	Expended To Date (\$)	Percent Complete	Scheduled Completion Date *
FA 03	Facility Assessment and Inventory	\$5,000.00				Jun-22
FA 05	Inspect Channels	\$1,000.00				Jun-22
	06 Inspect Levees/Detention and Debris Basins					
	08 Species Survey and Removal	\$5,000.00				Jun-22
FA 10	Clean and Reshape Channels/Levees	\$15,000.00				Jun-22
FA 15	Repair Lined Channel	\$5,000.00				Jun-22
	20 Erosion Control and Repair	\$10,000.00				Jun-22
	21 Provide/Maintain Dust Control					
	25 Clean Detention Debris Basins					
	35 Fence Repair	\$10,000.00				Jun-22
	40 Vegetation Control - Chemical	\$5,000.00				Jun-22
	45 Vegetation Control - Mechanical	\$10,000.00				Jun-22
	50 Maintain Access Road					
FA 55	Clean & Inspect Inlet/Outlet Structures	\$10,000.00				Jun-22
	60 Repair Inlet/Outlet Structures	\$5,000.00				
FA 65	Clean Storm Sewer Lines	\$2,000.00				Jun-22
FA 70	Storm Sewer Repair	\$1,000.00				Jun-22
FA 75	Clean/Flush Culverts & Bridges	\$2,000.00				Jun-22
FA 80	Miscellaneous Work Activities	\$8,000.00				Jun-22
FA 85	Engineering	\$1,000.00		\$198.65		Jun-22
FA 90	Homeless Encampment Cleanup	\$5,000.00				Jun-22
<b>TOTALS</b>		\$100,000.00	\$0.00	\$198.65	0.2%	

**Delays or Problem Areas:**

**Work completed during prior Fiscal Year:**  
 Cleaned Cedar Avenue channel twice a year (CACH 0000-0148) and graffiti removal. Routine maintenance work activities.

**Work to be completed during current Fiscal Year:**  
 Inspect and clean storm drain facilities. Clean open channel twice a year (CACH 0000-0148) and graffiti removal. Routine maintenance work activities.

Consultant/Contractor: N/A  
 Project Manager: Oh Sang Kwon, P.E./Matthew Meyer, P.E. Phone Number: 702-229-6541

**REGIONAL FLOOD CONTROL DISTRICT  
MAINTENANCE WORK PROGRAM  
FIRST QUARTER - FY 2021-2022**

MWP Facility #: LV52  
 Facility Name: Gowan/Angel Pk/Lone Mtn System  
 MP Facility ID: GONO 0000 - 0110, GOSO 0000 - 0462, GODU 0000 - 0050, GOL5 0000-0032  
G00F 0427 - 0775, GOCR 0180 - 0201, GOLB 0000 - 0030, GOL3 0000-0214  
GOLM 0000 - 0277, GOBU 0000 - 0136, GOBW 0051-0310, GOBX 0000-0009  
APDG 0000 - 0060, APOF 0000 - 0124, APP1 0000 - 0056, GOTE 0000, GOB3 0000  
G002 0000 - 0257, APNO 0015, APNO 0012, GOLO 0152-0332, APNO 0001-0004  
APSP 0000 - 0183, APBE 0000 - 0122, APSO 0000, APSO 0020, GOBI: 0000-0139  
APSO 0204, APSO 0254, APSO 0255, APSO 0345, APMD 0027, APD2 0000 - 0002  
APMD 0132, APMD 0190 - 0258, GOL2 0000 - 0014, APD3 0000 - 0021, GOWC 0000, APCB 0000-0080  
GOL4 0000 - 0026, APFH 0000 - 0089, APM5 0000-0047, APM5 0047, APAD 0000 - 0225

Entity: City of Las Vegas  
 Date Prepared: 10/26/2021

Force Account/Contract	Activity	Work Plan Amount (\$)	Amended Work Plan Amount (\$)	Expended To Date (\$)	Percent Complete	Scheduled Completion Date *
FA 03	Facility Assessment and Inventory	\$5,000.00				Jun-22
FA 05	Inspect Channels	\$6,000.00				Jun-22
FA 06	Inspect Levees/Detention and Debris Basins	\$5,000.00				Jun-22
FA 08	Species Survey and Removal	\$5,000.00				Jun-22
	10 Clean and Reshape Channels/Levees	\$12,000.00				Jun-22
FA 15	Repair Lined Channel	\$485,000.00				Jun-22
FA 20	Erosion Control and Repair	\$20,000.00				Jun-22
FA 21	Provide/Maintain Dust Control	\$5,000.00				Jun-22
FA 25	Clean Detention Debris Basins	\$40,000.00				Jun-22
FA 35	Fence Repair	\$30,000.00				Jun-22
	40 Vegetation Control - Chemical	\$2,000.00				Jun-22
FA 45	Vegetation Control - Mechanical	\$10,000.00				Jun-22
	50 Maintain Access Road	\$5,000.00				Jun-22
FA 55	Clean & Inspect Inlet/Outlet Structures	\$20,000.00				Jun-22
FA 60	Repair Inlet/Outlet Structures	\$20,000.00				Jun-22
	65 Clean Storm Sewer Lines	\$10,000.00				Jun-22
FA 70	Storm Sewer Repair	\$20,000.00				Jun-22
FA 75	Clean/Flush Culverts & Bridges	\$50,000.00				Jun-22
FA 80	Miscellaneous Work Activities	\$10,000.00		\$3,300.00		Jun-22
FA 85	Engineering	\$30,000.00		\$4,749.95		Jun-22
FA 90	Homeless Encampment Cleanup	\$10,000.00				Jun-22
<b>TOTALS</b>		\$800,000.00	\$0.00	\$8,049.95	1.0%	

**Delays or Problem Areas:**

**Work completed during prior Fiscal Year:**

Repaired section of damaged concrete channel (GOBI:0001). Re-grouted and replaced joint seals along Cheyenne Channel. Graffiti and trash removed. Vegetation control and sediment removal throughout the detention basins. Routine maintenance work activities.

**Work to be completed during current Fiscal Year:**

Repair Heavy Erosion on Beltway Channel Embankment and fence repair. Modify trash rack in Lone Mountain Detention Basin for Easy Cleaning. Graffiti and trash removal. Vegetation control and sediment removal throughout the detention basins. Routine maintenance work activities.

Consultant/Contractor: N/A  
 Project Manager: Oh Sang Kwon, P.E./Matthew Meyer, P.E. Phone Number: 702-229-6541

**REGIONAL FLOOD CONTROL DISTRICT  
MAINTENANCE WORK PROGRAM  
FIRST QUARTER - FY 2021-2022**

MWP Facility #: LV53  
 Facility Name: Lake Mead/Smoke Ranch/Washington System  
 MP Facility ID: LVLM 0336 - 0525, LVSR 0312 - 0525,  
LV15 0284 - 0474, LVOW 0000 - 0355,  
LVRA 0000 - 0066, LVPK 0000 - 0130

Entity: City of Las Vegas  
 Date Prepared: 10/26/2021

Force Account/Contract	Activity	Work Plan Amount (\$)	Amended Work Plan Amount (\$)	Expended To Date (\$)	Percent Complete	Scheduled Completion Date *
FA 03	Facility Assessment and Inventory	\$5,000.00				Jun-22
FA 05	Inspect Channels	\$10,000.00				Jun-22
	06 Inspect Levees/Detention and Debris Basins					
	08 Species Survey and Removal					
FA 10	Clean and Reshape Channels/Levees	\$2,500.00				Jun-22
FA 15	Repair Lined Channel	\$3,500.00				Jun-22
	20 Erosion Control and Repair					
	21 Provide/Maintain Dust Control					
	25 Clean Detention Debris Basins					
FA 35	Fence Repair	\$2,000.00				Jun-22
	40 Vegetation Control - Chemical					
	45 Vegetation Control - Mechanical					
	50 Maintain Access Road					
FA 55	Clean & Inspect Inlet/Outlet Structures	\$16,000.00				Jun-22
FA 60	Repair Inlet/Outlet Structures	\$5,000.00				Jun-22
FA 65	Clean Storm Sewer Lines	\$2,500.00				Jun-22
FA 70	Storm Sewer Repair	\$28,000.00				Jun-22
	75 Clean/Flush Culverts & Bridges	\$15,000.00				Jun-22
FA 80	Miscellaneous Work Activities	\$2,500.00				Jun-22
FA 85	Engineering	\$3,000.00		\$1,853.50		Jun-22
FA 90	Homeless Encampment Cleanup	\$5,000.00				Jun-22
<b>TOTALS</b>		\$100,000.00	\$0.00	\$1,853.50	1.9%	

**Delays or Problem Areas:**

---

**Work completed during prior Fiscal Year:**  
 Removed debris and cleaned drop inlets. Routine maintenance work activities.

---

**Work to be completed during current Fiscal Year:**  
 Remove debris, clean drop inlets, and repair any damages. Inspect and clean Peak Drive Channel. Routine maintenance work activities.

Consultant/Contractor: N/A  
 Project  
 Manager: Oh Sang kwon, P.E./Matthew Meyer, P.E. Phone Number: 702-229-6541

**REGIONAL FLOOD CONTROL DISTRICT  
MAINTENANCE WORK PROGRAM  
FIRST QUARTER - FY 2021-2022**

MWP Facility #: LV54  
 Facility Name: Las Vegas Wash System  
 MP Facility ID: LVMD 1069 - 1354

Entity: City of Las Vegas  
 Date Prepared: 10/26/2021

Force Account/Contract	Activity	Work Plan Amount (\$)	Amended Work Plan Amount (\$)	Expended To Date (\$)	Percent Complete	Scheduled Completion Date *
FA 03	Facility Assessment and Inventory	\$10,000.00				Jun-22
FA 05	Inspect Channels	\$20,000.00	\$10,000.00			Jun-22
	06 Inspect Levees/Detention and Debris Basins					
FA 08	Species Survey and Removal	\$15,000.00	\$5,000.00			Jun-22
FA 10	Clean and Reshape Channels/Levees	\$85,000.00	\$65,000.00			Jun-22
FA 15	Repair Lined Channel	\$300,000.00	\$290,000.00			Jun-22
	20 Erosion Control and Repair	\$5,000.00	\$5,000.00			Jun-22
	21 Provide/Maintain Dust Control					
	25 Clean Detention Debris Basins					
FA 35	Fence Repair	\$20,000.00	\$20,000.00			Jun-22
	40 Vegetation Control - Chemical					
FA 45	Vegetation Control - Mechanical	\$173,000.00	\$163,000.00			Jun-22
	50 Maintain Access Road	\$2,000.00	\$2,000.00			Jun-22
	55 Clean & Inspect Inlet/Outlet Structures					
	60 Repair Inlet/Outlet Structures					
	65 Clean Storm Sewer Lines					
FA 70	Storm Sewer Repair	\$5,000.00	\$5,000.00			Jun-22
FA 75	Clean/Flush Culverts & Bridges	\$5,000.00	\$5,000.00			Jun-22
FA 80	Miscellaneous Work Activities	\$10,000.00	\$10,000.00	\$1,238.80		Jun-22
FA 85	Engineering	\$30,000.00	\$100,000.00	\$84,460.73		Jun-22
FA 90	Homeless Encampment Cleanup	\$20,000.00	\$20,000.00			Jun-22
<b>TOTALS</b>		\$700,000.00	\$700,000.00	\$85,699.53	12.2%	

**Delays or Problem Areas:**

**Work completed during prior Fiscal Year:**

Modified Bonanza system Outlet to address standing water. Repaired damaged gabion mat at Sandhill Drive and clean outlet. Cleaned Homeless encampment along the wash. Provide bi-annual vegetation control. Removed sediment deposit along the wash. Routine maintenance work activities.

**Work to be completed during current Fiscal Year:**

Reset Riprap along the wash from Bonanza to Washington. Repair damaged gabion mat and provide erosion control along the wash. Homeless encampment cleanup. Provide bi-annual vegetation control. Repair fencing. Continue with the sediment removal. Routine maintenance work activities.

Consultant/Contractor: N/A  
 Project  
 Manager: Oh Sang Kwon, P.E./Matthew Meyer, P.E. Phone Number: 702-229-6541

**REGIONAL FLOOD CONTROL DISTRICT  
MAINTENANCE WORK PROGRAM  
FIRST QUARTER - FY 2021-2022**

MWP Facility #: LV55  
 Facility Name: Meadows/Oakey System  
 MP Facility ID: LCME 0000 - 0085, MECH 0108 - 0420,  
MEAL 0000 - 0258, MEPA 0000 - 0025, MEOK 0000 - 0217

Entity: City of Las Vegas  
 Date Prepared: 10/26/2021

Force Account/Contract	Activity	Work Plan Amount (\$)	Amended Work Plan Amount (\$)	Expended To Date (\$)	Percent Complete	Scheduled Completion Date *
FA 03	Facility Assessment and Inventory	\$10,000.00				Jun-22
05	Inspect Channels	\$1,000.00				Jun-22
06	Inspect Levees/Detention and Debris Basins	\$1,000.00				Jun-22
08	Species Survey and Removal	\$2,000.00				Jun-22
FA 10	Clean and Reshape Channels/Levees	\$7,000.00				Jun-22
FA 15	Repair Lined Channel	\$6,000.00				Jun-22
20	Erosion Control and Repair	\$5,000.00				Jun-22
21	Provide/Maintain Dust Control					
FA 25	Clean Detention Debris Basins	\$7,000.00				Jun-22
35	Fence Repair	\$2,000.00				Jun-22
40	Vegetation Control - Chemical	\$2,000.00				Jun-22
45	Vegetation Control - Mechanical	\$5,000.00				Jun-22
FA 50	Maintain Access Road	\$35,000.00				Jun-22
FA 55	Clean & Inspect Inlet/Outlet Structures	\$5,000.00				Jun-22
FA 60	Repair Inlet/Outlet Structures	\$5,000.00				Jun-22
65	Clean Storm Sewer Lines	\$2,000.00				Jun-22
FA 70	Storm Sewer Repair	\$7,000.00				Jun-22
FA 75	Clean/Flush Culverts & Bridges	\$1,000.00				Jun-22
FA 80	Miscellaneous Work Activities	\$2,000.00				Jun-22
FA 85	Engineering	\$5,000.00		\$220.73		Jun-22
FA 90	Homeless Encampment Cleanup	\$5,000.00				Jun-22
<b>TOTALS</b>		\$115,000.00	\$0.00	\$220.73	0.2%	

**Delays or Problem Areas:**

**Work completed during prior Fiscal Year:**

Removed sediment and Vegetation control from Oakey DB and Meadows DB. Removed trash and vegetation from Alta channel. Routine maintenance work activities.

**Work to be completed during current Fiscal Year:**

Continue to repair and clean storm drain facilities. Provide an access ramp to Alta Channel (MEAL0013). Remove sediment and vegetation from the detention basins. Repair embankment erosions in the detention basins. Routine maintenance work activities.

Consultant/Contractor: N/A  
 Project Manager: Oh Sang Kwon, P.E./Matthew Meyer, P.E. Phone Number: 702-229-6541

**REGIONAL FLOOD CONTROL DISTRICT  
MAINTENANCE WORK PROGRAM  
FIRST QUARTER - FY 2021-2022**

MWP Facility #: LV56  
 Facility Name: Washington Ave/Las Vegas Creek System  
 MP Facility ID: LCLT 0000 - 0034, WAPR 0000 - 0132, FWRR 0000-0010  
FWUP 0000 - 0100, LVWH 0086 - 0484, FWR2 0000-0020  
FW15 0000 - 0301, FWOK 0000 - 0100, FWWL 0000,  
FWCH 0000 - 0060, FWSH 0000, LCCH 0513 - 0543,  
LCLO 0000 - 0054, WAGC 0000 - 0060, CHRA 0000 - 0014

Entity: City of Las Vegas  
 Date Prepared: 10/26/2021

Force Account/Contract	Activity	Work Plan Amount (\$)	Amended Work Plan Amount (\$)	Expended To Date (\$)	Percent Complete	Scheduled Completion Date *
FA 03	Facility Assessment and Inventory	\$10,000.00				Jun-22
FA 05	Inspect Channels	\$10,000.00				Jun-22
	06 Inspect Levees/Detention and Debris Basins	\$2,000.00				Jun-22
	08 Species Survey and Removal					
FA 10	Clean and Reshape Channels/Levees	\$57,500.00				Jun-22
FA 15	Repair Lined Channel	\$50,000.00				Jun-22
	20 Erosion Control and Repair	\$5,000.00				Jun-22
	21 Provide/Maintain Dust Control					
	25 Clean Detention Debris Basins	\$10,000.00				Jun-22
	35 Fence Repair	\$5,000.00				Jun-22
	40 Vegetation Control - Chemical	\$2,000.00				Jun-22
	45 Vegetation Control - Mechanical	\$2,000.00				Jun-22
	50 Maintain Access Road	\$1,000.00				Jun-22
FA 55	Clean & Inspect Inlet/Outlet Structures	\$40,000.00				Jun-22
FA 60	Repair Inlet/Outlet Structures	\$60,000.00				Jun-22
FA 65	Clean Storm Sewer Lines	\$10,000.00				Jun-22
FA 70	Storm Sewer Repair	\$7,500.00				Jun-22
FA 75	Clean/Flush Culverts & Bridges	\$25,000.00				Jun-22
FA 80	Miscellaneous Work Activities	\$5,000.00				Jun-22
FA 85	Engineering	\$8,000.00		\$220.73		Jun-22
FA 90	Homeless Encampment Cleanup	\$75,000.00				Jun-22
<b>TOTALS</b>		\$385,000.00	\$0.00	\$220.73	0.1%	

**Delays or Problem Areas:**

**Work completed during prior Fiscal Year:**  
 Removed and cleared vegetation and homeless encampment from the Rainbow Detention Basins. Removed sediments and cleared vegetation from the Freeway Channel openings along I-15 and Veterans Memorial Drive. Removed homeless encampment and repaired fencing along Freeway channel. Installed trash racks on LCCH0518, FW150214 and FWR20000 to deter homeless encampment. Routine maintenance work activities.

**Work to be completed during current Fiscal Year:**  
 Remove sediments and clear vegetation from the Freeway Channel openings along I-15 and Veterans Memorial Drive. Clean Las Vegas Creek Channel. Homeless encampment cleanup. Repair damage fence. Remove and clear vegetation, sediment and homeless encampment from Rainbow Detention Basin. Routine maintenance work activities.

Consultant/Contractor: N/A  
 Project Manager: Oh Sang Kwon, P.E./Matthew Meyer, P.E. Phone Number: 702-229-6541

**REGIONAL FLOOD CONTROL DISTRICT  
MAINTENANCE WORK PROGRAM  
FIRST QUARTER - FY 2021-2022**

MWP Facility #: LV57  
 Facility Name: US95/OuterBeltway/Ann Road System  
 MP Facility ID: RCHO 0000 - 0071, ANWE 0127 - 0385, CNWF 0020-0314  
RCHB 0171 - 0295, RCHB 0000-0151, RCBC 0000-0140  
EKDB 0000 - 0070, GOAN 0044 - 0061, GOAN 0065-0127  
CNGT 0000 - 0247, CNKC 0000 - 0050, LVMD 2324 - 2789  
EKHU 0003 - 0023, BCHU 0000 - 0054, ANRB 0000-0050  
MSNV 0000, LVMJ 0000-0100, LVDE 0000-0027, MOHU 0167-0180  
CN95 0000 - 0333, EKBU 0000, LVMD 3313-3316, MOIR 0085-0099  
RACO 0000-0064, BRDB 0000-0058, TSDB 0000-0012, MOLC 0149

Entity: City of Las Vegas  
 Date Prepared: 10/26/2021

Force Account/Contract	Activity	Work Plan Amount (\$)	Amended Work Plan Amount (\$)	Expended To Date (\$)	Percent Complete	Scheduled Completion Date
FA 03	Facility Assessment and Inventory	\$10,000.00	\$10,000.00			Jun-22
05	Inspect Channels	\$5,000.00	\$5,000.00			Jun-22
06	Inspect Levees/Detention and Debris Basins	\$5,000.00	\$5,000.00			Jun-22
08	Species Survey and Removal	\$2,000.00	\$2,000.00			Jun-22
10	Clean and Reshape Channels/Levees	\$5,000.00	\$5,000.00			Jun-22
FA 15	Repair Lined Channel	\$50,000.00	\$50,000.00			Jun-22
FA 20	Erosion Control and Repair	\$105,000.00	\$105,000.00			Jun-22
FA 21	Provide/Maintain Dust Control	\$50,000.00	\$50,000.00			Jun-22
FA 25	Clean Detention Debris Basins	\$470,000.00	\$470,000.00			Jun-22
FA 35	Fence Repair	\$20,000.00	\$20,000.00			Jun-22
40	Vegetation Control - Chemical	\$5,000.00	\$5,000.00			Jun-22
45	Vegetation Control - Mechanical	\$5,000.00	\$5,000.00			Jun-22
FA 50	Maintain Access Road	\$50,000.00	\$50,000.00			Jun-22
FA 55	Clean & Inspect Inlet/Outlet Structures	\$40,000.00	\$40,000.00			Jun-22
FA 60	Repair Inlet/Outlet Structures	\$100,000.00	\$100,000.00			Jun-22
FA 65	Clean Storm Sewer Lines	\$20,000.00	\$10,000.00			Jun-22
FA 70	Storm Sewer Repair	\$20,000.00	\$10,000.00			Jun-22
FA 75	Clean/Flush Culverts & Bridges	\$10,000.00	\$10,000.00			Jun-22
FA 80	Miscellaneous Work Activities	\$10,000.00	\$10,000.00			Jun-22
FA 85	Engineering	\$8,000.00	\$28,000.00	\$13,961.85		Jun-22
FA 90	Homeless Encampment Cleanup	\$10,000.00	\$10,000.00			Jun-22
<b>TOTALS</b>		\$1,000,000.00	\$1,000,000.00	\$13,961.85	1.4%	

**Delays or Problem Areas:**

**Work completed during prior Fiscal Year:**

Removed debris, sediment, and vegetation control in various detention basins. Installed block and chain to Skye Canyon DB1. Routine maintenance work activities.

**Work to be completed during current Fiscal Year:**

Sediment and vegetation removal from the detention basins. Secure vehical access to CAM10 DB and Channel. Routine maintenance work activities.

Consultant/Contractor: N/A

Project Manager: Oh Sang Kwon, P.E./Matthew Meyer, P.E. Phone Number: 702-229-6541

REGIONAL FLOOD CONTROL DISTRICT  
 MAINTENANCE WORK PROGRAM  
 QUARTERLY STATUS REPORT - FY 21.22

MWP Facility #: ME01  
 Facility Name: Mesquite Town Wash  
 MP Facility ID: TOWA 0000-0201

Entity: City of Mesquite  
 Date Prepared: 10.28.21  
 Quarter: 1st Qrt Jul/Aug/Sep 21

Force Account/Contract	Activity	Approved Work Plan Amount (\$)	Amended Work Plan Amount (\$)	Expended To Date (\$)	Percent Complete	Scheduled Completion Date
	03 Facility Assessment and Inventory					
	05 Inspect Channels	\$ 300.00		\$ 105.09		
	06 Inspect Levees/Detention and Debris Basins					
	08 Species Survey and Removal					
	10 Clean and Reshape Channels/Levees	\$ 6,900.00		\$ -		
	15 Repair Lined Channel	\$ 3,000.00		\$ -		
	20 Erosion Control and Repair					
	21 Provide/Maintain Dust Control					
	25 Clean Detention Debris Basins					
	35 Fence Repair					
	40 Vegetation Control - Chemical	\$ 3,800.00		\$ -		
	45 Vegetation Control - Mechanical	\$ 2,000.00		\$ -		
	50 Maintain Access Road					
	55 Clean & Inspect Inlet/Outlet Structures					
	60 Repair Inlet/Outlet Structures					
	65 Clean Storm Sewer Lines					
	70 Storm Sewer Repair					
	75 Clean/Flush Culverts & Bridges					
	80 Miscellaneous Work Activities	\$ 3,000.00		\$ -		
	85 Engineering					
	90 Homeless Encampment Cleanup					
	<b>TOTALS</b>	\$19,000.00	\$0.00	\$105.09	1%	30-Jul-22

**Delays or problem areas:**

---

**Work completed during current quarter:**

---

**Work to be completed during next quarter:**

---

Consultant/ Contractor: N/A  
 Project Manager: *Travis H. Anderson* Phone Number: 702.346.5237  
 Travis H. Anderson P.E - PW Director



REGIONAL FLOOD CONTROL DISTRICT  
 MAINTENANCE WORK PROGRAM  
 QUARTERLY STATUS REPORT - FY 21.22

MWP Facility #: ME02  
 Facility Name: Abbott Wash Channel  
 MP Facility ID: ABWA 0000-0233

Entity: City of Mesquite  
 Date Prepared: 10.28.21  
 Quarter: 1st Qrt Jul/Aug/Sep 21

Force Account/Contract	Activity	Approved Work Plan Amount (\$)	Amended Work Plan Amount (\$)	Expended To Date (\$)	Percent Complete	Scheduled Completion Date
	<b>03 Facility Assessment and Inventory</b>					
	05 Inspect Channels	\$ 300.00		\$ 105.09		
	<b>06 Inspect Levees/Detention and Debris Basins</b>					
	08 Species Survey and Removal					
	10 Clean and Reshape Channels/Levees	\$ 3,000.00		\$ -		
	15 Repair Lined Channel					
	20 Erosion Control and Repair	\$ 3,000.00		\$ -		
	21 Provide/Maintain Dust Control	\$ 2,000.00		\$ -		
	25 Clean Detention Debris Basins					
	35 Fence Repair					
	40 Vegetation Control - Chemical	\$ 2,500.00		\$ -		
	45 Vegetation Control - Mechanical	\$ 1,000.00		\$ -		
	50 Maintain Access Road					
	55 Clean & Inspect Inlet/Outlet Structures					
	60 Repair Inlet/Outlet Structures					
	65 Clean Storm Sewer Lines					
	70 Storm Sewer Repair					
	75 Clean/Flush Culverts & Bridges	\$ 500.00		\$ -		
	80 Miscellaneous Work Activities	\$ 2,000.00		\$ -		
	85 Engineering					
	90 Homeless Encampment Cleanup					
	<b>TOTALS</b>	\$14,300.00	\$0.00	\$105.09	1%	30-Jun-22

**Delays or problem areas:**

**Work completed during current quarter:**

**Work to be completed during next quarter:**

Consultant/ Contractor: N/A  
 Project Manager: *Travis H. Anderson*  
 Travis H. Anderson P.E - PW Director  
 Phone Number: 702.346.5237

REGIONAL FLOOD CONTROL DISTRICT  
 MAINTENANCE WORK PROGRAM  
 QUARTERLY STATUS REPORT - FY 21.22

MWP Facility #: ME04  
 Facility Name: Town Wash Detention Basin  
 MP Facility ID: TOWA 0237-0267 & MNTP 0000

Entity: City of Mesquite  
 Date Prepared: 10.28.21  
 Quarter: 1st Qrt Jul/Aug/Sep 21

Force Account/Contract	Activity	Approved Work Plan Amount (\$)	Amended Work Plan Amount (\$)	Expended To Date (\$)	Percent Complete	Scheduled Completion Date
	03 Facility Assessment and Inventory					
	05 Inspect Channels					
	06 Inspect Levees/Detention and Debris Basins	\$ 2,600.00		\$ 350.00		
	08 Species Survey and Removal					
	10 Clean and Reshape Channels/Levees					
	15 Repair Lined Channel					
	20 Erosion Control and Repair					
	21 Provide/Maintain Dust Control	\$ 4,000.00		\$ -		
	25 Clean Detention Debris Basins	\$ 320,000.00		\$ 3,142.88		
	35 Fence Repair					
	40 Vegetation Control - Chemical					
	45 Vegetation Control - Mechanical					
	50 Maintain Access Road	\$ 800.00		\$ -		
	55 Clean & Inspect Inlet/Outlet Structures	\$ 1,000.00		\$ -		
	60 Repair Inlet/Outlet Structures					
	65 Clean Storm Sewer Lines					
	70 Storm Sewer Repair					
	75 Clean/Flush Culverts & Bridges					
	80 Miscellaneous Work Activities	\$ 4,000.00		\$ 1,316.40		
	85 Engineering	\$ 5,000.00		\$ -		
	90 Homeless Encampment Cleanup					
	<b>TOTALS</b>	<b>\$337,400.00</b>	<b>\$0.00</b>	<b>\$4,809.28</b>	<b>1%</b>	<b>30-Jun-22</b>

Delays or problem areas:

Work completed during current quarter:

Work to be completed during next quarter:

Consultant/ Contractor: N/A  
 Project Manager: *Travis H. Anderson*  
 Travis H. Anderson P.E - PW Director  
 Phone Number: 702.346.5237

REGIONAL FLOOD CONTROL DISTRICT  
 MAINTENANCE WORK PROGRAM  
 QUARTERLY STATUS REPORT - FY 21.22

MWP Facility #: ME07  
 Facility Name: Pulsipher Wash  
 MP Facility ID: PUWA 0000-0164

Entity: City of Mesquite  
 Date Prepared: 10.28.21  
 Quarter: 1st Qrt Jul/Aug/Sep 21

Force Account/ Contract	Activity	Approved Work Plan Amount (\$)	Amended Work Plan Amount (\$)	Expended To Date (\$)	Percent Complete	Scheduled Completion Date
	<b>03 Facility Assessment and Inventory</b>					
	05 Inspect Channels	\$ 300.00		\$ 105.09		
	<b>06 Inspect Levees/Detention and Debris Basins</b>					
	08 Species Survey and Removal					
	10 Clean and Reshape Channels/Levees	\$ 14,000.00		\$ -		
	15 Repair Lined Channel					
	20 Erosion Control and Repair	\$ 7,000.00		\$ -		
	21 Provide/Maintain Dust Control	\$ 2,000.00		\$ -		
	25 Clean Detention Debris Basins					
	35 Fence Repair					
	40 Vegetation Control - Chemical	\$ 2,000.00		\$ -		
	45 Vegetation Control - Mechanical	\$ 1,000.00		\$ -		
	50 Maintain Access Road					
	55 Clean & Inspect Inlet/Outlet Structures					
	60 Repair Inlet/Outlet Structures					
	65 Clean Storm Sewer Lines					
	70 Storm Sewer Repair					
	75 Clean/Flush Culverts & Bridges					
	80 Miscellaneous Work Activities	\$ 3,100.00		\$ -		
	85 Engineering					
	90 Homeless Encampment Cleanup					
	<b>TOTALS</b>	\$29,400.00	\$0.00	\$105.09	0%	30-Jun-22

**Delays or problem areas:**

---

**Work completed during current quarter:**

---

**Work to be completed during next quarter:**

---

Consultant/  
 Contractor: N/A  
 Project  
 Manager: *Travis H. Anderson*  
 Travis H. Anderson P.E - PW Director

Phone Number: 702.346.5237

REGIONAL FLOOD CONTROL DISTRICT  
 MAINTENANCE WORK PROGRAM  
 QUARTERLY STATUS REPORT - FY 21.22

MWP Facility #: ME08  
 Facility Name: Abbott Wash Detention Basin  
 MP Facility ID: ABWA 0234-0236

Entity: City of Mesquite  
 Date Prepared: 10.28.21  
 Quarter: 1st Qrt Jul/Aug/Sep 21

Force Account/Contract	Activity	Approved Work Plan Amount (\$)	Amended Work Plan Amount (\$)	Expended To Date (\$)	Percent Complete	Scheduled Completion Date
	03 Facility Assessment and Inventory					
	05 Inspect Channels					
	06 Inspect Levees/Detention and Debris Basins	\$ 2,500.00	\$ 2,500.00	\$ 350.00		
	08 Species Survey and Removal					
	10 Clean and Reshape Channels/Levees					
	15 Repair Lined Channel					
	20 Erosion Control and Repair	\$ 5,000.00	\$ 5,000.00	\$ -		
	21 Provide/Maintain Dust Control	\$ 2,000.00	\$ 2,000.00	\$ -		
	25 Clean Detention Debris Basins	\$ 40,000.00	\$ 38,367.20	\$ -		
	35 Fence Repair					
	40 Vegetation Control - Chemical	\$ 1,000.00	\$ 1,000.00	\$ -		
	45 Vegetation Control - Mechanical					
	50 Maintain Access Road	\$ 1,000.00	\$ 1,000.00	\$ -		
	55 Clean & Inspect Inlet/Outlet Structures	\$ 2,500.00	\$ 2,500.00	\$ -		
	60 Repair Inlet/Outlet Structures					
	65 Clean Storm Sewer Lines					
	70 Storm Sewer Repair					
	75 Clean/Flush Culverts & Bridges					
	80 Miscellaneous Work Activities	\$ 1,000.00	\$ 2,632.80	\$ 2,632.80		
	85 Engineering	\$ 5,000.00	\$ 5,000.00	\$ -		
	90 Homeless Encampment Cleanup					
	<b>TOTALS</b>	\$60,000.00	\$60,000.00	\$2,982.80	5%	30-Jun-22

Delays or problem areas:

Work completed during current quarter:

Work to be completed during next quarter:

Consultant/  
 Contractor:  
 Project  
 Manager:

N/A

*Travis H. Anderson*

Travis H. Anderson P.E - PW Director

Phone Number: 702.346.5237

REGIONAL FLOOD CONTROL DISTRICT  
 MAINTENANCE WORK PROGRAM  
 QUARTERLY STATUS REPORT - FY 21.22

MWP Facility #: ME09  
 Facility Name: Pulsipher Wash Detention Basin  
 MP Facility ID: PUWA 0166-0168

Entity: City of Mesquite  
 Date Prepared: 10.28.21  
 Quarter: 1st Qrt Jul/Aug/Sep 21

Force Account/ Contract	Activity	Approved Work Plan Amount (\$)	Amended Work Plan Amount (\$)	Expended To Date (\$)	Percent Complete	Scheduled Completion Date
	03 Facility Assessment and Inventory					
	05 Inspect Channels					
	06 Inspect Levees/Detention and Debris Basins	\$ 2,500.00	\$ 2,500.00	\$ 350.00		
	08 Species Survey and Removal					
	10 Clean and Reshape Channels/Levees					
	15 Repair Lined Channel					
	20 Erosion Control and Repair	\$ 7,700.00	\$ 7,700.00	\$ -		
	21 Provide/Maintain Dust Control	\$ 2,000.00	\$ 2,000.00	\$ -		
	25 Clean Detention Debris Basins	\$ 10,000.00	\$ 8,367.20	\$ -		
	35 Fence Repair					
	40 Vegetation Control - Chemical	\$ 1,000.00	\$ 1,000.00	\$ -		
	45 Vegetation Control - Mechanical	\$ 1,000.00	\$ 1,000.00	\$ -		
	50 Maintain Access Road					
	55 Clean & Inspect Inlet/Outlet Structures	\$ 2,500.00	\$ 2,500.00	\$ -		
	60 Repair Inlet/Outlet Structures					
	65 Clean Storm Sewer Lines					
	70 Storm Sewer Repair					
	75 Clean/Flush Culverts & Bridges					
	80 Miscellaneous Work Activities	\$ 1,000.00	\$ 2,632.80	\$ 2,632.80		
	85 Engineering	\$ 2,000.00	\$ 2,000.00	\$ -		
	90 Homeless Encampment Cleanup					
	<b>TOTALS</b>	\$29,700.00	\$29,700.00	\$2,982.80	10%	30-Jun-22

Delays or problem areas:

Work completed during current quarter:

Work to be completed during next quarter:

Consultant/  
 Contractor:  
 Project  
 Manager:

N/A

  
 Travis H. Anderson P.E - PW Director

Phone Number: 702.346.5237

**REGIONAL FLOOD CONTROL DISTRICT  
MAINTENANCE WORK PROGRAM  
For 1st Qtr Ending September 2021  
FY 2021-2022**

MWP Facility #: NLV01  
 Facility Name: Las Vegas Wash - "N" Channel  
 MP Facility ID: LVNC 0001-0164

Entity: City of North Las Vegas  
 Date Prepared: 10/25/21

Force Account/ Contract	Activity	Requested Work Plan Amount (\$)	Reallocation Amount (\$)	Amended Work Plan Amount (\$)	Expended to Date (\$)	Balance Remaining (\$)	Percent Complete	Scheduled Completion Date
	3 Facility Assessment and Inventory	\$ 500.00		\$ 500.00	\$ -	\$500.00	0%	
	5 Inspect Channels	\$ 500.00	<del>(\$245.31)</del>	\$ 254.69	\$ -	\$254.69	0%	
	6 Inspect Levees/Detention Basin & Debris Basins	\$ -	\$245.31	\$ 245.31	\$ 245.31	\$0.00	100%	
	8 Species Survey and Removal	\$ -		\$ -	\$ -	\$0.00		
	10 Clean and Reshape Channel/Levees	\$ 23,500.00		\$ 23,500.00	\$ -	\$23,500.00	0%	
	15 Repair Lined Channel	\$ -		\$ -	\$ -	\$0.00		
	20 Erosion Control and Repair	\$ -		\$ -	\$ -	\$0.00		
	21 Provide/Maintain Dust Control	\$ 2,000.00		\$ 2,000.00	\$ -	\$0.00	0%	
	25 Clean Detention/Debris Basin	\$ -		\$ -	\$ -	\$0.00		
	35 Fence Repair	\$ 2,000.00		\$ 2,000.00	\$ -	\$2,000.00	0%	
	40 Vegetation Control - Chemical	\$ 2,000.00		\$ 2,000.00	\$ -	\$2,000.00	0%	
	45 Vegetation Control - Mechanical	\$ -		\$ -	\$ -	\$0.00		
	50 Maintain Access Road	\$ 7,500.00		\$ 7,500.00	\$ -	\$7,500.00	0%	
	55 Clean & Inspect Inlet/Outlet Structures	\$ -		\$ -	\$ -	\$0.00		
	60 Repair Inlet/Outlet Structures	\$ -		\$ -	\$ -	\$0.00		
	65 Clean Storm Sewer Lines	\$ 14,075.00		\$ 14,075.00	\$ 3,857.92	\$10,217.08	27%	
	70 Storm Sewer Repair	\$ -		\$ -	\$ -	\$0.00		
	75 Clean/Flush Culverts & Bridges	\$ 1,500.00		\$ 1,500.00	\$ -	\$1,500.00	0%	
	80 Miscellaneous Work Activities	\$ 24,000.00		\$ 24,000.00	\$ -	\$24,000.00	0%	
	90 Homeless Encampment Clean Up	\$ 2,500.00		\$ 2,500.00	\$ -	\$2,500.00	0%	
	<b>TOTALS</b>	<b>\$ 80,075.00</b>	<b>\$0.00</b>	<b>\$ 80,075.00</b>	<b>\$ 4,103.23</b>	<b>\$75,971.77</b>		<b>06/30/22</b>

**Delays or problem areas:** Removed many encampments. Have many fencing repairs delayed due to new fencing contract.

**Work completed during prior fiscal year:** Cleaned the vegetation in the concrete channel, cleaned the outlet structures and provided maintenance of access roads. Removed many homeless encampments.

**Work to be completed during current fiscal year:** Clean upper access roadway removing vegetation with mechanical equipment, clean outlet structures. Remove other vegetation and graffiti throughout. Fencing needs will be repaired. Homeless encampment clean up upon occurrence.

Consultant/  
 Contractor: \_\_\_\_\_  
 Project  
 Manager: John Runiks

633-1267

45

**REGIONAL FLOOD CONTROL DISTRICT  
MAINTENANCE WORK PROGRAM  
For 1st Qtr Ending September 2021  
FY 2021-2022**

MWP Facility #: NLV02  
 Facility Name: Las Vegas Wash - Middle  
 MP Facility ID: LVMD 1648-1877

Entity: City of North Las Vegas  
 Date Prepared: 10/25/21

Force Account/ Contract	Activity	Requested Work Plan Amount (\$)	Reallocation Amount (\$)	Amended Work Plan Amount (\$)	Expended to Date (\$)	Balance Remaining (\$)	Percent Complete	Scheduled Completion Date
	3 Facility Assessment and Inventory	\$ 500.00		\$ 500.00	\$ -	\$500.00	0%	
	5 Inspect Channels	\$ 2,000.00		\$ 2,000.00	\$ 245.31	\$1,754.69	12%	
	6 Inspect Levees/Detention Basin & Debris Basins	\$ -		\$ -	\$ -	\$0.00		
	8 Species Survey and Removal	\$ -		\$ -	\$ -	\$0.00		
	10 Clean and Reshape Channel/Levees	\$ 23,500.00	(\$4,282.34)	\$ 19,217.66	\$ -	\$19,217.66	0%	
	15 Repair Lined Channel	\$ -		\$ -	\$ -	\$0.00		
	20 Erosion Control and Repair	\$ 3,500.00		\$ 3,500.00	\$ -	\$3,500.00	0%	
	21 Provide/Maintain Dust Control	\$ 2,000.00		\$ 2,000.00	\$ -	\$0.00	0%	
	25 Clean Detention/Debris Basin	\$ -		\$ -	\$ -	\$0.00		
	35 Fence Repair	\$ 19,000.00	\$4,282.34	\$ 23,282.34	\$ 23,282.34	\$0.00	100%	
	40 Vegetation Control - Chemical	\$ 9,000.00		\$ 9,000.00	\$ -	\$9,000.00	0%	
	45 Vegetation Control - Mechanical	\$ 15,000.00		\$ 15,000.00	\$ 3,037.51	\$11,962.49	20%	
	50 Maintain Access Road	\$ 17,500.00		\$ 17,500.00	\$ -	\$17,500.00	0%	
	55 Clean & Inspect Inlet/Outlet Structures	\$ 5,000.00		\$ 5,000.00	\$ -	\$5,000.00	0%	
	60 Repair Inlet/Outlet Structures	\$ -		\$ -	\$ -	\$0.00		
	65 Clean Storm Sewer Lines	\$ 14,071.00		\$ 14,071.00	\$ -	\$14,071.00	0%	
	70 Storm Sewer Repair	\$ -		\$ -	\$ -	\$0.00		
	75 Clean/Flush Culverts & Bridges	\$ 5,000.00		\$ 5,000.00	\$ -	\$5,000.00	0%	
	80 Miscellaneous Work Activities	\$ 36,500.00	(\$499.47)	\$ 36,000.53	\$ 5,512.53	\$30,487.70	15%	
	80 Homeless Encampment Clean Up	\$ 25,000.00	\$499.47	\$ 25,499.47	\$ 25,499.47	\$0.00	100%	
	<b>TOTALS</b>	<b>\$ 177,571.00</b>	<b>\$0.00</b>	<b>\$ 177,571.00</b>	<b>\$ 57,577.46</b>	<b>\$119,993.54</b>		<b>06/30/22</b>

**Delays or problem areas:** Removed many encampments. Have many fencing repairs delayed due to new fencing contract.

**Work completed during prior fiscal year:** Staff has completed major vegetation removal and maintenance of the access roads and cleaned the trash within the channel. Major fence repairs were required. Major homeless encampment cleanup took place.

**Work to be completed during current fiscal year:** Staff will clean all of the channels within and provide maintenance of all access roads. Repair fences, concrete, and erosion as needed, and remove vegetation, debris and graffiti throughout. Homeless encampment clean up upon occurrence.

Consultant/  
 Contractor: \_\_\_\_\_  
 Project  
 Manager: John Runiks

633-1267

**Regional Flood Control District  
Maintenance Work Program  
For 1st Qtr Ending September 2021  
FY 2021-2022**

MWP Facility #: NLV03  
 Facility Name: Las Vegas Wash - King Charles Channel  
 MP Facility ID: LVKC 0000-0097

Entity: City of North Las Vegas  
 Date Prepared: 10/25/21

Force Account/ Contract	Activity	Requested Work Plan Amount (\$)	Reallocation Amount (\$)	Amended Work Plan Amount (\$)	Expended to Date (\$)	Balance Remaining (\$)	Percent Complete	Scheduled Completion Date
	3 Facility Assessment and Inventory	\$ 500.00		\$ 500.00	\$ -	\$500.00	0%	
	5 Inspect Channels	\$ 500.00		\$ 500.00	\$ -	\$500.00	0%	
	6 Inspect Levees/Detention Basin & Debris Basins	\$ -		\$ -	\$ -	\$0.00		
	8 Species Survey and Removal	\$ -		\$ -	\$ -	\$0.00		
	10 Clean and Reshape Channel/Levees	\$ 4,000.00		\$ 4,000.00	\$ 1,003.43	\$2,996.57	25%	
	15 Repair Lined Channel	\$ -		\$ -	\$ -	\$0.00		
	20 Erosion Control and Repair	\$ 3,500.00	(\$1,000.00)	\$ 2,500.00	\$ -	\$2,500.00	0%	
	21 Provide/Maintain Dust Control	\$ -		\$ -	\$ -	\$0.00		
	25 Clean Detention/Debris Basin	\$ -		\$ -	\$ -	\$0.00		
	35 Fence Repair	\$ 2,000.00	\$18,783.93	\$ 18,783.93	\$ 18,783.93	\$0.00	100%	
	40 Vegetation Control - Chemical	\$ 3,000.00	(\$1,999.99)	\$ 1,000.01	\$ -	\$1,000.01	0%	
	45 Vegetation Control - Mechanical	\$ -	\$1,999.99	\$ 1,999.99	\$ 1,999.99	\$0.00	100%	
	50 Maintain Access Road	\$ 1,000.00		\$ 1,000.00	\$ -	\$1,000.00	0%	
	55 Clean & Inspect Inlet/Outlet Structures	\$ -		\$ -	\$ -	\$0.00		
	60 Repair Inlet/Outlet Structures	\$ -		\$ -	\$ -	\$0.00		
	65 Clean Storm Sewer Lines	\$ 14,071.00	(\$3,000.00)	\$ 11,071.00	\$ 3,720.44	\$7,344.56	34%	
	70 Storm Sewer Repair	\$ -		\$ -	\$ -	\$0.00		
	75 Clean/Flush Culverts & Bridges	\$ 2,000.00	(\$1,000.00)	\$ 1,000.00	\$ -	\$1,000.00	0%	
	80 Miscellaneous Work Activities	\$ 26,500.00	(\$8,763.93)	\$ 17,736.07	\$ -	\$17,736.07	0%	
	90 Homeless Encampment Clean Up	\$ 13,000.00	(\$3,000.00)	\$ 10,000.00	\$ 4,486.26	\$5,513.74	45%	
	<b>TOTALS</b>	<b>\$ 70,071.00</b>	<b>\$0.00</b>	<b>\$ 70,071.00</b>	<b>\$ 29,980.05</b>	<b>\$40,090.95</b>		<b>06/30/22</b>

**Delays or problem areas:** Removed many encampments. Have many fencing repairs delayed due to new fencing contract.

**Work completed during prior fiscal year:** General maintenance was completed. Removed several homeless encampments.

**Work to be completed during current fiscal year:** Clean vegetation, graffiti and debris from the channel, repair fencing as needed, and clean inlets and outlets. Homeless encampment clean up upon occurrence.

Consultant/  
 Contractor: \_\_\_\_\_  
 Project  
 Manager: John Runiks

633-1267



**Regional Flood Control District  
Maintenance Work Program  
For 1st Qtr Ending September 2021  
FY 2021-2022**

MWP Facility #: NLV04  
 Facility Name: Vandenberg Detention Basin  
 MP Facility ID: RWWE 0055-0350, RWWE 0363, RWRR 0000-0092,  
 RWWA 0000-0104, RWLA 0000-0047, RWCC 0000,  
 RWAN 0055, 0100, RWHW 0174-0277, RWAZ 0000

Entity: City of North Las Vegas  
 Date Prepared: 10/25/21

Force Account/ Contract	Activity	Requested Work Plan Amount (\$)	Amended Work Plan Amount (\$)	Expended to Date (\$)	Balance Remaining (\$)	Percent Complete	Scheduled Completion Date
	3 Facility Assessment and Inventory	\$ 500.00	\$ 500.00	\$ -	\$500.00	0%	
	5 Inspect Channels	\$ 500.00	\$ 500.00	\$ -	\$500.00	0%	
	6 Inspect Levees/Detention Basin & Debris Basins	\$ 1,500.00	\$ 1,500.00	\$ 245.31	\$1,254.69	16%	
	8 Species Survey and Removal	\$ -	\$ -	\$ -	\$0.00		
	10 Clean and Reshape Channel/Levees	\$ 4,000.00	\$ 4,000.00	\$ -	\$4,000.00	0%	
	15 Repair Lined Channel	\$ 500,000.00	\$ 500,000.00	\$ -	\$500,000.00	0%	
	20 Erosion Control and Repair	\$ 13,000.00	\$ 13,000.00	\$ -		0%	
	21 Provide/Maintain Dust Control	\$ 10,000.00	\$ 10,000.00	\$ -	\$10,000.00	0%	
	25 Clean Detention/Debris Basin	\$ 8,000.00	\$ 8,000.00	\$ 6,419.11	\$1,580.89	80%	
	38 Fence Repair	\$ 13,000.00	\$ 13,000.00	\$ -	\$13,000.00	0%	
	40 Vegetation Control - Chemical	\$ 5,000.00	\$ 5,000.00	\$ -	\$5,000.00	0%	
	45 Vegetation Control - Mechanical	\$ 1,000.00	\$ 1,000.00	\$ -	\$1,000.00	0%	
	50 Maintain Access Road	\$ 1,500.00	\$ 1,500.00	\$ -	\$1,500.00	0%	
	55 Clean & Inspect Inlet/Outlet Structures	\$ -	\$ -	\$ -	\$0.00		
	60 Repair Inlet/Outlet Structures	\$ -	\$ -	\$ -	\$0.00		
	65 Clean Storm Sewer Lines	\$ 14,071.00	\$ 14,071.00	\$ -	\$14,071.00	0%	
	70 Storm Sewer Repair	\$ -	\$ -	\$ -	\$0.00		
	75 Clean/Flush Culverts & Bridges	\$ 3,500.00	\$ 3,500.00	\$ -	\$3,500.00	0%	
	80 Miscellaneous Work Activities	\$ 23,000.00	\$ 23,000.00	\$ 1,074.75	\$21,925.25	5%	
	85 Homeless Encampment Clean Up	\$ 2,500.00	\$ 2,500.00	\$ -	\$2,500.00	0%	06/30/22
	<b>TOTALS</b>	<b>\$ 601,071.00</b>	<b>0.00</b>	<b>\$ 601,071.00</b>	<b>\$ 7,739.17</b>	<b>\$593,331.83</b>	<b>06/30/21</b>

**Delays or problem areas:** Removed many encampments. Staff received estimate for needed lined channel repairs. It was estimated at \$1.2 million. Staff would like to break the project into three phases completing one per year for the next three years. If approved we will keep line item 15 at \$500,000 for the next three years to complete project.

**Work completed during prior fiscal year:** Staff provided erosion control, dust control, fence repairs and vegetation removal along embankment slopes and access roads. Staff cleaned, inspected and maintained channels, inlet and outlet structures, and removed debris and graffiti as needed. Received estimate at \$1.2 million for channel repairs.

**Work to be completed during current fiscal year:** Staff will continue to provide erosion control, dust control, fence repairs and vegetation removal along embankment slopes and access roads. Staff will clean, inspect and maintain channels, inlet and outlet structures, and remove debris and graffiti as needed. First phase of estimated three phases to remove and replace the concrete on lined channel for Vandenberg Channel between Lone Mountain & Craig Road. Staff will make a three year project to break up the cost of removal and replacement of damaged lined channel. Homeless encampment clean up upon occurrence.

Consultant/  
 Contractor:  
 Project  
 Manager: John Runks

633-1267

**Regional Flood Control District  
Maintenance Work Program  
For 1st Qtr Ending September 2021  
FY 2021-2022**

MWP Facility #: NLV05  
 Facility Name: North Las Vegas Detention Basin  
 MP Facility ID: LVUP 0388-0405, EKEA 0000,0013

Entity: City of North Las Vegas  
 Date Prepared: 10/25/21

Force Account/ Contract	Activity	Requested Work Plan Amount (\$)	Reallocation Amount (\$)	Amended Work Plan Amount (\$)	Expended to Date (\$)	Balance Remaining (\$)	Percent Complete	Scheduled Completion Date
	3 Facility Assessment and Inventory	\$ 500.00		\$ 500.00	\$ -	\$500.00	0%	
	5 Inspect Channels	\$ 500.00		\$ 500.00	\$ -	\$500.00	0%	
	6 Inspect Levees/Detention Basin & Debris Basins	\$ 4,500.00		\$ 4,500.00	\$ 286.20	\$4,213.80	6%	
	8 Species Survey and Removal	\$ -		\$ -	\$ -	\$0.00		
	10 Clean and Reshape Channel/Levees	\$ -		\$ -	\$ -	\$0.00		
	16 Repair Lined Channel	\$ -		\$ -	\$ -	\$0.00		
	20 Erosion Control and Repair	\$ -		\$ -	\$ -	\$0.00		
	21 Provide/Maintain Dust Control	\$ 20,000.00		\$ 20,000.00	\$ -	\$80,000.00	0%	
	25 Clean Detention/Debris Basin	\$ 80,000.00		\$ 80,000.00	\$ -	\$80,000.00	0%	
	35 Fence Repair	\$ 4,000.00		\$ 4,000.00	\$ -	\$4,000.00	0%	
	40 Vegetation Control - Chemical	\$ -		\$ -	\$ -	\$0.00		
	45 Vegetation Control - Mechanical	\$ 43,000.00		\$ 43,000.00	\$ -	\$43,000.00	0%	
	50 Maintain Access Road	\$ 2,000.00		\$ 2,000.00	\$ -	\$2,000.00	0%	
	55 Clean & Inspect Inlet/Outlet Structures	\$ 3,500.00		\$ 3,500.00	\$ -	\$3,500.00	0%	
	60 Repair Inlet/Outlet Structures	\$ -		\$ -	\$ -	\$0.00		
	65 Clean Storm Sewer Lines	\$ -		\$ -	\$ -	\$0.00		
	70 Storm Sewer Repair	\$ -		\$ -	\$ -	\$0.00		
	75 Clean/Flush Culverts & Bridges	\$ -		\$ -	\$ -	\$0.00		
	80 Miscellaneous Work Activities	\$ 21,500.00		\$ 21,500.00	\$ 1,660.77	\$19,839.23	8%	
	90 Homeless Encampment Clean Up	\$ -		\$ -	\$ -	\$0.00		
<b>TOTALS</b>		<b>\$ 179,500.00</b>	<b>\$0.00</b>	<b>\$ 179,500.00</b>	<b>\$ 1,946.97</b>	<b>\$177,553.03</b>		<b>06/30/22</b>

**Delays or problem areas:** Excessive fence penetrations from offroad vehicles causing extensive repairs. Have many fencing repairs delayed due to new fencing contract.

**Work completed during prior fiscal year:** Staff provided erosion control, dust control as needed, fence repairs as needed, provided vegetation removal, cleaned inlets and outlets and maintained access roads.

**Work to be completed during current fiscal year:** Staff will continue to provide erosion control, maintain dust control, maintain access roads, clean outlets and inlets, remove vegetation and graffiti, and provide fence repairs.

Consultant/  
 Contractor: \_\_\_\_\_  
 Project  
 Manager: John Runiks

633-1267

**Regional Flood Control District  
Maintenance Work Program  
For 1st Qtr Ending September 2021  
FY 2021-2022**

MWP Facility #: NLV06  
 Facility Name: Upper Las Vegas Wash Detention Basin and Moccasin Levee  
 MP Facility ID: LVUP 0908-1077

Entity: City of North Las Vegas  
 Date Prepared: 10/25/21

Force Account/ Contract	Activity	Requested Work Plan Amount (\$)	Reallocation Amount (\$)	Amended Work Plan Amount (\$)	Expended to Date (\$)	Balance Remaining (\$)	Percent Complete	Scheduled Completion Date
	3 Facility Assessment and Inventory	\$ 500.00		\$ 500.00	\$ -	\$500.00	0%	
	5 Inspect Channels	\$ 500.00		\$ 500.00	\$ -	\$500.00	0%	
	6 Inspect Levees/Detention Basin & Debris Basins	\$ 5,500.00		\$ 5,500.00	\$ 189.67	\$5,300.34	4%	
	8 Species Survey and Removal	\$ 3,000.00		\$ 3,000.00	\$ -	\$3,000.00	0%	
	10 Clean and Reshape Channel/Levees	\$ 8,000.00		\$ 8,000.00	\$ -	\$8,000.00	0%	
	15 Repair Lined Channel	\$ -		\$ -	\$ -	\$0.00		
	20 Erosion Control and Repair	\$ 40,000.00		\$ 40,000.00	\$ -	\$40,000.00	0%	
	21 Provide/Maintain Dust Control	\$ 20,000.00		\$ 20,000.00	\$ -	\$20,000.00	0%	
	25 Clean Detention/Debris Basin	\$ 40,000.00		\$ 40,000.00	\$ -	\$40,000.00	0%	
	35 Fence Repair	\$ 4,500.00		\$ 4,500.00	\$ -	\$4,500.00	0%	
	40 Vegetation Control - Chemical	\$ 3,000.00		\$ 3,000.00	\$ -	\$3,000.00	0%	
	45 Vegetation Control - Mechanical	\$ 5,500.00		\$ 5,500.00	\$ -	\$5,500.00	0%	
	50 Maintain Access Road	\$ 1,500.00		\$ 1,500.00	\$ -	\$1,500.00	0%	
	55 Clean & Inspect Inlet/Outlet Structures	\$ -		\$ -	\$ -	\$0.00		
	60 Repair Inlet/Outlet Structures	\$ -		\$ -	\$ -	\$0.00		
	65 Clean Storm Sewer Lines	\$ -		\$ -	\$ -	\$0.00		
	70 Storm Sewer Repair	\$ -		\$ -	\$ -	\$0.00		
	75 Clean/Flush Culverts & Bridges	\$ -		\$ -	\$ -	\$0.00		
	80 Miscellaneous Work Activities	\$ 20,500.00		\$ 20,500.00	\$ 1,317.89	\$19,182.11	6%	
	90 Homeless Encampment Clean Up	\$ -		\$ -	\$ -	\$0.00		
	<b>TOTALS</b>	<b>\$ 152,500.00</b>	<b>\$0.00</b>	<b>\$ 152,500.00</b>	<b>\$ 1,517.56</b>	<b>\$150,982.45</b>		<b>06/30/22</b>

**Delays or problem areas:** Continued to work with Las Vegas to remove debris being dumped. Due to Tule Springs development we have seen an increased amount of offroad vehicles in this area.

**Work completed during prior fiscal year:** Staff provided erosion control, dust control as needed, fence repairs, vegetation removal, cleaned inlet and outlet structures, maintained access roads and provided scheduled maintenance on the levee. Major erosion repairs.

**Work to be completed during current fiscal year:** Staff will continue erosion repairs on north side of levee, bottom of DB, and along Decatur; silt build-up inside DB and grading of inside basin access road; and vandalism in outlet structure. Staff will provide erosion and dust control, remove vegetation, provide fence repairs, clean outlets and inlets, maintain access roads and inspect/monitor levee.

Consultant/  
 Contractor:  
 Project  
 Manager: John Runiks

633-1267

**Regional Flood Control District  
Maintenance Work Program  
For 1st Qtr Ending September 2021  
FY 2021-2022**

MWP Facility #: NLV07  
 Facility Name: Carey/Lake Mead Detention Basin  
 MP Facility ID: LVLIM 0000-0270, LVCS 0000-0050

Entity: City of North Las Vegas  
 Date Prepared: 10/25/21

Force Account/ Contract	Activity	Requested Work Plan Amount (\$)	Reallocation Amount (\$)	Amended Work Plan Amount (\$)	Expended to Date (\$)	Balance Remaining (\$)	Percent Complete	Scheduled Completion Date
	3 Facility Assessment and Inventory	\$ 500.00		\$ 500.00	\$ -	\$500.00	0%	
	5 Inspect Channels	\$ -		\$ -	\$ -	\$0.00		
	6 Inspect Levees/Detention Basin & Debris Basins	\$ 1,800.00		\$ 1,800.00	\$ 110.93	\$1,689.08	6%	
	8 Species Survey and Removal	\$ 1,500.00		\$ 1,500.00	\$ -	\$1,500.00	0%	
	10 Clean and Reshape Channel/Levees	\$ -		\$ -	\$ -	\$0.00		
	15 Repair Lined Channel	\$ -		\$ -	\$ -	\$0.00		
	20 Erosion Control and Repair	\$ 15,000.00	(\$6,968.94)	\$ 8,031.06	\$ -	\$8,031.06	0%	
	21 Provide/Maintain Dust Control	\$ 10,000.00		\$ 10,000.00	\$ -	\$0.00	0%	
	25 Clean Detention/Debris Basin	\$ 12,000.00	\$17,217.51	\$ 29,217.51	\$ 29,217.51	\$0.00	100%	
	35 Fence Repair	\$ 6,500.00		\$ 6,500.00	\$ -	\$6,500.00	0%	
	40 Vegetation Control - Chemical	\$ 5,000.00	(\$1,000.00)	\$ 4,000.00	\$ -	\$4,000.00	0%	
	45 Vegetation Control - Mechanical	\$ 10,000.00	(\$2,000.00)	\$ 8,000.00	\$ 3,297.15	\$4,702.85	41%	
	50 Maintain Access Road	\$ -		\$ -	\$ -	\$0.00		
	55 Clean & Inspect Inlet/Outlet Structures	\$ 5,000.00	(\$1,000.00)	\$ 4,000.00	\$ 1,934.10	\$2,065.90	48%	
	60 Repair Inlet/Outlet Structures	\$ -		\$ -	\$ -	\$0.00		
	65 Clean Storm Sewer Lines	\$ 14,071.00		\$ 14,071.00	\$ 5,169.20	\$8,901.80	37%	
	70 Storm Sewer Repair	\$ -		\$ -	\$ -	\$0.00		
	75 Clean/Flush Culverts & Bridges	\$ 2,000.00	(\$1,000.00)	\$ 1,000.00	\$ -	\$1,000.00	0%	
	80 Miscellaneous Work Activities	\$ 19,700.00	(\$5,248.57)	\$ 14,451.43	\$ 2,281.98	\$12,169.45	16%	
	90 Homeless Encampment Clean Up	\$ 3,500.00		\$ 3,500.00	\$ -	\$3,500.00	0%	
	<b>TOTALS</b>	<b>\$ 106,571.00</b>	<b>\$0.00</b>	<b>\$ 106,571.00</b>	<b>\$ 42,010.87</b>	<b>\$64,560.14</b>		<b>06/30/22</b>

**Delays or problem areas:** Removed many encampments.

**Work completed during prior fiscal year:** Staff provided erosion control, cleaned trash and debris, and removed vegetation from rocky areas. Fencing was repaired, cleaned outlet structures, maintained access road, and provided major dust control. Homeless encampment clean up upon occurrence.

**Work to be completed during current fiscal year:** Staff will continue to provide dust control, vegetation removal, and repair damage fencing as needed. Clean along perimeter fence, and repair erosion along outer slopes. Boxes will be cleaned. Homeless encampment clean up upon occurrence. Repair concrete on water level gauge. Remove stockpile of debris created from cleaning basin.

Consultant/  
 Contractor:  
 Project  
 Manager: John Runiks

633-1267

**Regional Flood Control District  
Maintenance Work Program  
For 1st Qtr Ending September 2021  
FY 2021-2022**

MWP Facility #: NLV08  
 Facility Name: Gowan Outfall Channel  
 MP Facility ID: GOOF 0000-0224, GOCR 0000-0080,  
 GOLO 0000-0100

Entity: City of North Las Vegas  
 Date Prepared: 10/25/21

Force Account/ Contract	Activity	Requested Work Plan Amount (\$)	Reallocation Amount (\$)	Amended Work Plan Amount (\$)	Expended to Date (\$)	Balance Remaining (\$)	Percent Complete	Scheduled Completion Date
	3 Facility Assessment and Inventory	\$ 500.00		\$ 500.00	\$ -	\$500.00	0%	
	5 Inspect Channels	\$ 500.00		\$ 500.00	\$ 190.67	\$309.33	40%	
	6 Inspect Levees/Detention Basin & Debris Basins	\$ -		\$ -	\$ -	\$0.00		
	8 Species Survey and Removal	\$ -		\$ -	\$ -	\$0.00		
	10 Clean and Reshape Channel/Levees	\$ 3,500.00		\$ 3,500.00	\$ -	\$3,500.00	0%	
	15 Repair Lined Channel	\$ -		\$ -	\$ -	\$0.00		
	20 Erosion Control and Repair	\$ -		\$ -	\$ -	\$0.00		
	21 Provide/Maintain Dust Control	\$ -		\$ -	\$ -	\$0.00		
	25 Clean Detention/Debris Basin	\$ -		\$ -	\$ -	\$0.00		
	35 Fence Repair	\$ 7,500.00		\$ 7,500.00	\$ -	\$7,500.00	0%	
	40 Vegetation Control - Chemical	\$ 3,000.00		\$ 3,000.00	\$ -	\$3,000.00	0%	
	45 Vegetation Control - Mechanical	\$ 3,000.00		\$ 3,000.00	\$ -	\$3,000.00	0%	
	50 Maintain Access Road	\$ -		\$ -	\$ -	\$0.00		
	55 Clean & Inspect Inlet/Outlet Structures	\$ -		\$ -	\$ -	\$0.00		
	60 Repair Inlet/Outlet Structures	\$ -		\$ -	\$ -	\$0.00		
	65 Clean Storm Sewer Lines	\$ 14,071.00		\$ 14,071.00	\$ -	\$14,071.00	0%	
	70 Storm Sewer Repair	\$ -		\$ -	\$ -	\$0.00		
	75 Clean/Flush Culverts & Bridges	\$ 8,000.00		\$ 8,000.00	\$ -	\$8,000.00	0%	
	80 Miscellaneous Work Activities	\$ 24,000.00		\$ 24,000.00	\$ 3,494.79	\$20,505.21	15%	
	90 Homeless Encampment Clean Up	\$ 10,000.00		\$ 10,000.00	\$ -	\$10,000.00	0%	
	<b>TOTALS</b>	<b>\$ 74,071.00</b>	<b>\$0.00</b>	<b>\$ 74,071.00</b>	<b>\$ 3,694.46</b>	<b>\$70,376.55</b>		<b>06/30/22</b>

**Delays or problem areas:** Responded to many major encampments. Have many fencing repairs delayed due to new fencing contract.

**Work completed during prior fiscal year:** Repaired fencing, provided vegetation removal using mower, and maintained access roads. Homeless encampment clean up upon occurrence

**Work to be completed during current fiscal year:** Staff will remove any trash and debris, repair fencing, maintain access roads, remove vegetation and graffiti and clean inlet and outlet structures. Homeless encampment clean up upon occurrence.

Consultant/  
 Contractor:  
 Project  
 Manager: John Runiks

633-1267

**Regional Flood Control District  
Maintenance Work Program  
For 1st Qtr Ending September 2021  
FY 2021-2022**

MWP Facility #: NLV10  
 Facility Name: Upper Las Vegas Wash  
 MP Facility ID: LVUP 0446-0493

Entity: City of North Las Vegas  
 Date Prepared: 10/25/21

Force Account/ Contract	Activity	Requested Work Plan Amount (\$)	Reallocation Amount (\$)	Amended Work Plan Amount (\$)	Expended to Date (\$)	Balance Remaining (\$)	Percent Complete	Scheduled Completion Date
	3 Facility Assessment and Inventory	\$ 500.00		\$ 500.00	\$ -	\$500.00	0%	
	5 Inspect Channels	\$ 500.00		\$ 500.00	\$ -	\$500.00	0%	
	6 Inspect Levees/Detention Basin & Debris Basins	\$ -		\$ -	\$ -	\$0.00		
	8 Species Survey and Removal	\$ -		\$ -	\$ -	\$0.00		
	10 Clean and Reshape Channel/Levees	\$ -		\$ -	\$ -	\$0.00		
	15 Repair Lined Channel	\$ -		\$ -	\$ -	\$0.00		
	20 Erosion Control and Repair	\$ -		\$ -	\$ -	\$0.00		
	21 Provide/Maintain Dust Control	\$ -		\$ -	\$ -	\$0.00		
	25 Clean Detention/Debris Basin	\$ -		\$ -	\$ -	\$0.00		
	35 Fence Repair	\$ -		\$ -	\$ -	\$0.00		
	40 Vegetation Control - Chemical	\$ -		\$ -	\$ -	\$0.00		
	45 Vegetation Control - Mechanical	\$ -		\$ -	\$ -	\$0.00		
	50 Maintain Access Road	\$ -		\$ -	\$ -	\$0.00		
	55 Clean & Inspect Inlet/Outlet Structures	\$ -		\$ -	\$ -	\$0.00		
	60 Repair Inlet/Outlet Structures	\$ -		\$ -	\$ -	\$0.00		
	65 Clean Storm Sewer Lines	\$ -	\$17,433.28	\$ 17,433.28	\$ 17,433.28	\$0.00	100%	
	70 Storm Sewer Repair	\$ -		\$ -	\$ -	\$0.00		
	75 Clean/Flush Culverts & Bridges	\$ -		\$ -	\$ -	\$0.00		
	80 Miscellaneous Work Activities	\$ 22,000.00	(\$17,433.28)	\$ 4,566.72	\$ -	\$4,566.72	0%	
	90 Homeless Encampment Clean Up	\$ -		\$ -	\$ -	\$0.00		
	<b>TOTALS</b>	<b>\$ 23,000.00</b>	<b>\$0.00</b>	<b>\$ 23,000.00</b>	<b>\$ 17,433.28</b>	<b>\$5,566.72</b>		<b>06/30/22</b>

**Delays or problem areas:** Foot traffic and minor offroad vehicle traffic have been noticed due to increase in surrounding development.

**Work completed during prior fiscal year:** Staff provided erosion control, dust control, and removed vegetation.

**Work to be completed during current fiscal year:** Staff will remove any debris and trash, and remove vegetation and provide erosion and dust control within the channel. Maintain restricted access roads by clearing out any vegetation and adding any regirds to mitigate any dust activities.

Consultant/  
 Contractor: \_\_\_\_\_  
 Project  
 Manager: John Runiks

633-1267

**Regional Flood Control District  
Maintenance Work Program  
For 1st Qtr Ending September 2021  
FY 2021-2022**

MWP Facility #: NLV11  
 Facility Name: Clayton Street Channel  
 MP Facility ID: LV03 0000-0131, LVSM 0000-0109

Entity: City of North Las Vegas  
 Date Prepared: 10/25/21

Force Account/ Contract	Activity	Requested Work Plan Amount (\$)	Reallocation Amount (\$)	Amended Work Plan Amount (\$)	Expended to Date (\$)	Balance Remaining (\$)	Percent Complete	Scheduled Completion Date
	3 Facility Assessment and Inventory	\$ 500.00		\$ 500.00	\$ -	\$500.00	0%	
	5 Inspect Channels	\$ 500.00		\$ 500.00	\$ 155.11	\$366.89	27%	
	6 Inspect Levees/Detention Basin & Debris Basins	\$ -		\$ -	\$ -	\$0.00		
	8 Species Survey and Removal	\$ -		\$ -	\$ -	\$0.00		
	10 Clean and Reshape Channel/Levees	\$ 5,000.00		\$ 5,000.00	\$ -	\$5,000.00	0%	
	15 Repair Lined Channel	\$ -		\$ -	\$ -	\$0.00		
	20 Erosion Control and Repair	\$ -		\$ -	\$ -	\$0.00		
	21 Provide/Maintain Dust Control	\$ -		\$ -	\$ -	\$0.00		
	25 Clean Detention/Debris Basin	\$ -		\$ -	\$ -	\$0.00		
	35 Fence Repair	\$ 4,500.00		\$ 4,500.00	\$ -	\$4,500.00	0%	
	40 Vegetation Control - Chemical	\$ 3,000.00		\$ 3,000.00	\$ -	\$3,000.00	0%	
	48 Vegetation Control - Mechanical	\$ -		\$ -	\$ -	\$0.00		
	50 Maintain Access Road	\$ -		\$ -	\$ -	\$0.00		
	55 Clean & Inspect Inlet/Outlet Structures	\$ 2,000.00		\$ 2,000.00	\$ -	\$2,000.00	0%	
	60 Repair Inlet/Outlet Structures	\$ -		\$ -	\$ -	\$0.00		
	65 Clean Storm Sewer Lines	\$ 14,071.00		\$ 14,071.00	\$ 8,580.52	\$8,070.48	43%	
	70 Storm Sewer Repair	\$ -		\$ -	\$ -	\$0.00		
	75 Clean/Flush Culverts & Bridges	\$ 1,000.00		\$ 1,000.00	\$ -	\$1,000.00	0%	
	80 Miscellaneous Work Activities	\$ 22,000.00		\$ 22,000.00	\$ 570.88	\$21,429.12	3%	
	90 Homeless Encampment Clean Up	\$ 3,500.00		\$ 3,500.00	\$ -	\$3,500.00	0%	
	<b>TOTALS</b>	<b>\$ 56,071.00</b>	<b>\$0.00</b>	<b>\$ 56,071.00</b>	<b>\$ 6,764.51</b>	<b>\$49,306.49</b>		<b>06/30/22</b>

**Delays or problem areas:** Removed many encampments. Have many fencing repairs delayed due to new fencing contract.

**Work completed during prior fiscal year:** Staff repaired fencing, provided vegetation removal, and cleaned inlet and outlet structures. Removed homeless encampment upon occurrence

**Work to be completed during current fiscal year:** Staff will provide fencing repairs as needed, provide vegetation removal, and clean inlet and outlet structures. Repair erosion at mid channel west side shoulder and at Tropical Parkway at the back of sidewalk. Homeless encampment clean up upon occurrence

Consultant/  
 Contractor:  
 Project  
 Manager: John Runiks

633-1267

54

**Regional Flood Control District  
Maintenance Work Program  
For 1st Qtr Ending September 2021  
FY 2021-2022**

MWP Facility #: NLV12  
 Facility Name: Lower Las Vegas Detention Basin  
 MP Facility ID: LVMD 1905-2055

Entity: City of North Las Vegas  
 Date Prepared: 10/25/21

Force Account/ Contract	Activity	Requested Work Plan Amount (\$)	Reallocation Amount (\$)	Amended Work Plan Amount (\$)	Expended to Date (\$)	Balance Remaining (\$)	Percent Complete	Scheduled Completion Date
	3 Facility Assessment and Inventory	\$ 500.00		\$ 500.00	\$ -	\$500.00	0%	
	5 Inspect Channels	\$ 500.00		\$ 500.00	\$ 66.56	\$433.45	13%	
	6 Inspect Levees/Detention Basin & Debris Basins	\$ 3,000.00		\$ 3,000.00	\$ -	\$3,000.00	0%	
	8 Species Survey and Removal	\$ 1,500.00		\$ 1,500.00	\$ -	\$1,500.00	0%	
	10 Clean and Reshape Channel/Levees	\$ -		\$ -	\$ -	\$0.00		
	15 Repair Lined Channel	\$ -		\$ -	\$ -	\$0.00		
	20 Erosion Control and Repair	\$ 15,000.00		\$ 15,000.00	\$ -	\$15,000.00	0%	
	21 Provide/Maintain Dust Control	\$ 10,000.00		\$ 10,000.00	\$ -	\$10,000.00	0%	
	25 Clean Detention/Debris Basin	\$ 10,000.00		\$ 10,000.00	\$ -	\$10,000.00	0%	
	35 Fence Repair	\$ 8,500.00		\$ 8,500.00	\$ -	\$8,500.00	0%	
	40 Vegetation Control - Chemical	\$ 7,000.00		\$ 7,000.00	\$ -	\$7,000.00	0%	
	45 Vegetation Control - Mechanical	\$ -		\$ -	\$ -	\$0.00		
	50 Maintain Access Road	\$ 1,000.00		\$ 1,000.00	\$ -	\$1,000.00	0%	
	55 Clean & Inspect Inlet/Outlet Structures	\$ 2,000.00		\$ 2,000.00	\$ -	\$2,000.00	0%	
	60 Repair Inlet/Outlet Structures	\$ -		\$ -	\$ -	\$0.00		
	65 Clean Storm Sewer Lines	\$ 14,071.00		\$ 14,071.00	\$ -	\$14,071.00	0%	
	70 Storm Sewer Repair	\$ -		\$ -	\$ -	\$0.00		
	75 Clean/Flush Culverts & Bridges	\$ 2,500.00		\$ 2,500.00	\$ -	\$2,500.00	0%	
	80 Miscellaneous Work Activities	\$ 20,500.00		\$ 20,500.00	\$ 2,897.03	\$17,802.97	13%	
	90 Homeless Encampment Clean Up	\$ 2,500.00		\$ 2,500.00	\$ -	\$2,500.00	0%	
	<b>TOTALS</b>	<b>\$ 96,571.00</b>	<b>\$0.00</b>	<b>\$ 96,571.00</b>	<b>\$ 2,763.59</b>	<b>\$93,807.42</b>		<b>06/30/22</b>

**Delays or problem areas:** Removed many encampments. Have many fencing repairs delayed due to new fencing contract.

**Work completed during prior fiscal year:** Staff provided erosion control, fencing repairs, removed vegetation, cleaned inlet and outlet structures, maintained access roads, and removed large amount of trash and debris from rain events. Fence repairs were completed and homeless encampment clean up upon occurrence

**Work to be completed during current fiscal year:** Staff will continue to remove trash and debris, provide fencing repairs as needed, maintain access roads, clear out vegetation, clean inlet and outlet structures, and remediate any rills within the embankment. Remove/clean vegetation, trash, and debris north of pedestrian bridge, and repair erosion on south abutment slope and north of pedestrian bridge. Homeless encampment clean up upon occurrence.

Consultant/  
 Contractor:  
 Project  
 Manager: John Runk

833-1287



**Regional Flood Control District  
Maintenance Work Program  
For 1st Qtr Ending September 2021  
FY 2021-2022**

MWP Facility #: NLV13  
 Facility Name: West Trib - Ranch House Rd to Lower LV DB  
 MP Facility ID: ANWE 0000-0122, CNWE 0000-0005  
LVMD 2080-2322, GTEA 0000-0139, AVHR 0020

Entity: City of North Las Vegas  
 Date Prepared: 10/25/21

Force Account/ Contract	Activity	Requested Work Plan Amount (\$)	Reallocation Amount (\$)	Amended Work Plan Amount (\$)	Expended to Date (\$)	Balance Remaining (\$)	Percent Complete	Scheduled Completion Date
	3 Facility Assessment and Inventory	\$ 500.00		\$ 500.00	\$ -	\$500.00	0%	
	5 Inspect Channels	\$ 500.00		\$ 500.00	\$ 86.30	\$433.45	13%	
	6 Inspect Levees/Detention Basin & Debris Basins	\$ -		\$ -	\$ -	\$0.00		
	8 Species Survey and Removal	\$ -		\$ -	\$ -	\$0.00		
	10 Clean and Reshape Channel/Levees	\$ 6,000.00		\$ 6,000.00	\$ -	\$6,000.00	0%	
	15 Repair Lined Channel	\$ -		\$ -	\$ -	\$0.00		
	20 Erosion Control and Repair	\$ 3,000.00		\$ 3,000.00	\$ -	\$3,000.00	0%	
	21 Provide/Maintain Dust Control	\$ -		\$ -	\$ -	\$0.00		
	25 Clean Detention/Debris Basin	\$ -		\$ -	\$ -	\$0.00		
	35 Fence Repair	\$ 4,000.00		\$ 4,000.00	\$ -	\$4,000.00	0%	
	40 Vegetation Control - Chemical	\$ 3,000.00		\$ 3,000.00	\$ -	\$3,000.00	0%	
	45 Vegetation Control - Mechanical	\$ -		\$ -	\$ -	\$0.00		
	50 Maintain Access Road	\$ 2,000.00		\$ 2,000.00	\$ -	\$2,000.00	0%	
	55 Clean & Inspect Inlet/Outlet Structures	\$ 2,000.00		\$ 2,000.00	\$ -	\$2,000.00	0%	
	60 Repair Inlet/Outlet Structures	\$ -		\$ -	\$ -	\$0.00		
	65 Clean Storm Sewer Lines	\$ 14,071.00		\$ 14,071.00	\$ 10,373.20	\$3,697.80	74%	
	70 Storm Sewer Repair	\$ -		\$ -	\$ -	\$0.00		
	75 Clean/Flush Culverts & Bridges	\$ 2,000.00		\$ 2,000.00	\$ -	\$2,000.00	0%	
	80 Miscellaneous Work Activities	\$ 21,000.00		\$ 21,000.00	\$ 14,201.44	\$6,798.56	68%	
	90 Homeless Encampment Clean Up	\$ 6,500.00		\$ 6,500.00	\$ -	\$6,500.00	0%	
	<b>TOTALS</b>	<b>\$ 64,571.00</b>	<b>\$0.00</b>	<b>\$ 64,571.00</b>	<b>\$ 24,641.20</b>	<b>\$39,929.81</b>		<b>06/30/22</b>

**Delays or problem areas:** Removed many encampments. Have many fencing repairs delayed due to new fencing contract.

**Work completed during prior fiscal year:** Repaired fencing, provided vegetation removal, cleaned inlet and outlet structures, and maintained access roads. Homeless encampment clean up upon occurrence.

**Work to be completed during current fiscal year:** Staff will continue to remove any trash and debris, provide fencing repairs, maintain access roads, clear out vegetation, and clean inlets and outlets. Repair continuous access road erosion and rebuild berm at Clayton. Homeless encampment clean up upon occurrence

Consultant/  
 Contractor:  
 Project  
 Manager: John Runiks

633-1267

**Regional Flood Control District  
Maintenance Work Program  
For 1st Qtr Ending September 2021  
FY 2021-2022**

MWP Facility #: NLV14  
 Facility Name: Tributary to the Western Trib @ Craig Road  
 MP Facility ID: LV06 0000-0147, LV05 0000-0131,  
 LVBR 0000-0014, LVCL 0000-0030

Entity: City of North Las Vegas  
 Date Prepared: 10/25/21

Force Account/ Contract	Activity	Requested Work Plan Amount (\$)	Reallocation Amount (\$)	Amended Work Plan Amount (\$)	Expended to Date (\$)	Balance Remaining (\$)	Percent Complete	Scheduled Completion Date
	3 Facility Assessment and Inventory	\$ 500.00		\$ 500.00	\$ -	\$500.00	0%	
	5 Inspect Channels	\$ 500.00		\$ 500.00	\$ 290.41	\$211.60	58%	
	6 Inspect Levees/Detention Basin & Debris Basins	\$ -		\$ -	\$ -	\$0.00		
	8 Species Survey and Removal	\$ -		\$ -	\$ -	\$0.00		
	10 Clean and Reshape Channel/Levees	\$ 5,500.00		\$ 5,500.00	\$ 1,909.50	\$3,590.50	35%	
	15 Repair Lined Channel	\$ -		\$ -	\$ -	\$0.00		
	20 Erosion Control and Repair	\$ -		\$ -	\$ -	\$0.00		
	21 Provide/Maintain Dust Control	\$ -		\$ -	\$ -	\$0.00		
	25 Clean Detention/Debris Basin	\$ -		\$ -	\$ -	\$0.00		
	35 Fence Repair	\$ 5,500.00		\$ 5,500.00	\$ 3,527.00	\$3,973.00	28%	
	40 Vegetation Control - Chemical	\$ 4,500.00	(\$1,500.00)	\$ 3,000.00	\$ -	\$3,000.00	0%	
	45 Vegetation Control - Mechanical	\$ -	\$5,528.78	\$ 5,528.78	\$ 5,528.78	\$0.00	100%	
	50 Maintain Access Road	\$ 2,000.00		\$ 2,000.00	\$ -	\$2,000.00	0%	
	55 Clean & Inspect Inlet/Outlet Structures	\$ -		\$ -	\$ -	\$0.00		
	60 Repair Inlet/Outlet Structures	\$ -		\$ -	\$ -	\$0.00		
	65 Clean Storm Sewer Lines	\$ 14,071.00	(\$1,028.78)	\$ 11,042.22	\$ -	\$11,042.22	0%	
	70 Storm Sewer Repair	\$ -		\$ -	\$ -	\$0.00		
	75 Clean/Flush Culverts & Bridges	\$ 3,000.00	(\$1,000.00)	\$ 2,000.00	\$ -	\$2,000.00	0%	
	80 Miscellaneous Work Activities	\$ 21,000.00	(\$5,270.00)	\$ 15,730.00	\$ 3,350.36	\$12,379.64	21%	
	90 Homeless Encampment Clean Up	\$ 10,000.00	\$5,270.00	\$ 15,270.00	\$ 15,270.00	\$0.00	100%	
	<b>TOTALS</b>	<b>\$ 66,571.00</b>	<b>\$0.00</b>	<b>\$ 66,571.00</b>	<b>\$ 27,874.05</b>	<b>\$38,696.96</b>		<b>06/30/22</b>

**Delays or problem areas:** Removed many major encampments. Have many fencing repairs delayed due to new fencing contract.

**Work completed during prior fiscal year:** Repaired fencing, provided vegetation removal, cleaned inlet and outlet structures and maintained access roads. Removed many major encampments.

**Work to be completed during current fiscal year:** Staff will continue to remove vegetation, trash and debris, provide fencing repairs, maintain access roads, and clean inlet and outlet structures. Repair any concrete damage from NLV02 to NLV12, and maintain the joint seals throughout the channels. Homeless encampment clean up upon occurrence.

Consultant/  
 Contractor:  
 Project  
 Manager: John Runks

633-1267

**Regional Flood Control District  
Maintenance Work Program  
For 1st Qtr Ending September 2021  
FY 2021-2022**

MWP Facility #: NLV15  
 Facility Name: Las Vegas Wash - Smoke Ranch  
 MP Facility ID: LVSR 0000-0295, LAAT 0000-0204,  
 LANO 0000, LAAS 0000-0103

Entity: City of North Las Vegas  
 Date Prepared: 10/25/21

Force Account/ Contract	Activity	Requested Work Plan Amount (\$)	Reallocation Amount (\$)	Amended Work Plan Amount (\$)	Expended to Date (\$)	Balance Remaining (\$)	Percent Complete	Scheduled Completion Date
	3 Facility Assessment and Inventory	\$ 500.00		\$ 500.00	\$ -	\$500.00	0%	
	5 Inspect Channels	\$ 500.00		\$ 500.00	\$ 122.80	\$377.35	25%	
	6 Inspect Levees/Detention Basin & Debris Basins	\$ -		\$ -	\$ -	\$0.00		
	8 Species Survey and Removal	\$ -		\$ -	\$ -	\$0.00		
	10 Clean and Reshape Channel/Levees	\$ 3,500.00		\$ 3,500.00	\$ -	\$3,500.00	0%	
	15 Repair Lined Channel	\$ -		\$ -	\$ -	\$0.00		
	20 Erosion Control and Repair	\$ 3,000.00		\$ 3,000.00	\$ -	\$3,000.00	0%	
	21 Provide/Maintain Dust Control	\$ -		\$ -	\$ -	\$0.00		
	25 Clean Detention/Debris Basin	\$ -		\$ -	\$ -	\$0.00		
	35 Fence Repair	\$ -		\$ -	\$ -	\$0.00		
	40 Vegetation Control - Chemical	\$ 3,500.00		\$ 3,500.00	\$ -	\$3,500.00	0%	
	45 Vegetation Control - Mechanical	\$ -		\$ -	\$ -	\$0.00		
	50 Maintain Access Road	\$ 2,000.00		\$ 2,000.00	\$ -	\$2,000.00	0%	
	55 Clean & Inspect Inlet/Outlet Structures	\$ 2,500.00		\$ 2,500.00	\$ -	\$2,500.00	0%	
	60 Repair Inlet/Outlet Structures	\$ -		\$ -	\$ -	\$0.00		
	65 Clean Storm Sewer Lines	\$ 14,071.00		\$ 14,071.00	\$ -	\$14,071.00	0%	
	70 Storm Sewer Repair	\$ -		\$ -	\$ -	\$0.00		
	75 Clean/Flush Culverts & Bridges	\$ 1,000.00		\$ 1,000.00	\$ -	\$1,000.00	0%	
	80 Miscellaneous Work Activities	\$ 20,000.00		\$ 20,000.00	\$ -	\$20,000.00	0%	
	90 Homeless Encampment Clean Up	\$ 2,500.00		\$ 2,500.00	\$ 1,617.57	\$882.43	65%	
	<b>TOTALS</b>	<b>\$ 53,071.00</b>	<b>\$0.00</b>	<b>\$ 53,071.00</b>	<b>\$ 1,740.23</b>	<b>\$51,330.78</b>		<b>06/30/22</b>
Delays or problem areas: Encountered some homeless encampments.								
Work completed during prior fiscal year: Repaired fencing, removed vegetation, cleaned storm drains, and outlet and inlet structures, and maintained access roads. Homeless encampment clean up upon occurrence								
Work to be completed during current fiscal year: Staff will continue to remove trash and debris, provide fencing repairs as needed, maintain access roads, remove vegetation, clean inlet and outlet structures, and clean/inspect storm drains. Repair erosion along east side of channel and along entire channel bottom. Homeless encampment clean up upon occurrence								

Consultant/  
 Contractor:  
 Project  
 Manager: John Runiks

633-1267

58

**Regional Flood Control District  
Maintenance Work Program  
For 1st Qtr Ending September 2021  
FY 2021-2022**

MWP Facility #: NLV16  
 Facility Name: Upper Las Vegas Wash Channel  
 MP Facility ID: LVLO 0000-0025, TREA 0000-0134, LVUP 0000-0382,  
CNEA 0000-0176, ANEA 0000-0040, LV5C 0000-0063, CNDS 0000-0062

Entity: City of North Las Vegas  
 Date Prepared: 10/25/21

Force Account/ Contract	Activity	Requested Work Plan Amount (\$)	Reallocation Amount (\$)	Amended Work Plan Amount (\$)	Expended to Date (\$)	Balance Remaining (\$)	Percent Complete	Scheduled Completion Date
	3 Facility Assessment and Inventory	\$ 500.00		\$ 500.00	\$ -	\$500.00	0%	
	5 Inspect Channels	\$ 500.00		\$ 500.00	\$ 156.30	\$344.71	31%	
	6 Inspect Levees/Detention Basin & Debris Basins	\$ -		\$ -	\$ -	\$0.00		
	8 Species Survey and Removal	\$ -		\$ -	\$ -	\$0.00		
	10 Clean and Reshape Channel/Levees	\$ 1,000.00		\$ 1,000.00	\$ -	\$1,000.00	0%	
	15 Repair Lined Channel	\$ -		\$ -	\$ -	\$0.00		
	20 Erosion Control and Repair	\$ -		\$ -	\$ -	\$0.00		
	21 Provide/Maintain Dust Control	\$ -		\$ -	\$ -	\$0.00		
	25 Clean Detention/Debris Basin	\$ -		\$ -	\$ -	\$0.00		
	35 Fence Repair	\$ 3,500.00		\$ 3,500.00	\$ -	\$3,500.00	0%	
	40 Vegetation Control - Chemical	\$ 3,500.00		\$ 3,500.00	\$ -	\$3,500.00	0%	
	45 Vegetation Control - Mechanical	\$ -		\$ -	\$ -	\$0.00		
	50 Maintain Access Road	\$ -		\$ -	\$ -	\$0.00		
	55 Clean & Inspect Inlet/Outlet Structures	\$ -		\$ -	\$ -	\$0.00		
	60 Repair Inlet/Outlet Structures	\$ -		\$ -	\$ -	\$0.00		
	65 Clean Storm Sewer Lines	\$ 14,071.00		\$ 14,071.00	\$ 11,073.40	\$2,997.61	78%	
	70 Storm Sewer Repair	\$ -		\$ -	\$ -	\$0.00		
	75 Clean/Flush Culverts & Bridges	\$ 52,000.00		\$ 52,000.00	\$ -	\$52,000.00	0%	
	80 Miscellaneous Work Activities	\$ 20,000.00		\$ 20,000.00	\$ 3,932.42	\$16,067.58	20%	
	90 Homeless Encampment Clean Up	\$ 4,500.00		\$ 4,500.00	\$ -	\$4,500.00	0%	
	<b>TOTALS</b>	<b>\$ 99,571.00</b>	<b>\$0.00</b>	<b>\$ 99,571.00</b>	<b>\$ 15,161.11</b>	<b>\$84,409.89</b>		<b>06/30/22</b>

**Delays or problem areas:** Removed many encampments. Have many fencing repairs delayed due to new fencing contract.

**Work completed during prior fiscal year:** Staff provided trash and debris removal, repaired fencing as needed, maintained access roads, removed vegetation and graffiti as needed, and cleaned storm drains, channels, and culverts. Homeless encampment cleanup upon occurrence

**Work to be completed during current fiscal year:** Staff will continue to provide trash and debris removal, repair fencing as needed, maintain access roads, remove vegetation and graffiti as needed, and clean storm drains, channels and culverts.

Consultant/  
 Contractor: \_\_\_\_\_  
 Project  
 Manager: John Runika

633-1267

**Regional Flood Control District  
Maintenance Work Program  
For 1st Qtr Ending September 2021  
FY 2021-2022**

MWP Facility #: NLV17  
 Facility Name: Range Wash - Las Vegas Wash Diversion & Levee  
 MP Facility ID: LVRW 0000-0293

Entity: City of North Las Vegas  
 Date Prepared: 10/25/21

Force Account/ Contract	Activity	Requested Work Plan Amount (\$)	Reallocation Amount (\$)	Amended Work Plan Amount (\$)	Expended to Date (\$)	Balance Remaining (\$)	Percent Complete	Scheduled Completion Date
	3 Facility Assessment and Inventory	\$ 500.00		\$ 500.00	\$ -	\$500.00	0%	
	5 Inspect Channels	\$ 500.00		\$ 500.00	\$ -	\$500.00	0%	
	6 Inspect Levees/Detention Basin & Debris Basins	\$ 1,500.00		\$ 1,500.00	\$ 133.11	\$1,366.89	9%	
	8 Species Survey and Removal	\$ 1,500.00		\$ 1,500.00	\$ -	\$1,500.00	0%	
	10 Clean and Reshape Channel/Levees	\$ 2,000.00		\$ 2,000.00	\$ -	\$2,000.00	0%	
	18 Repair Lined Channel	\$ -		\$ -	\$ -	\$0.00		
	20 Erosion Control and Repair	\$ 106,000.00	(\$36,265.94)	\$ 69,734.06	\$ -	\$69,734.06	0%	
	21 Provide/Maintain Dust Control	\$ 25,000.00		\$ 25,000.00	\$ -	\$25,000.00	0%	
	25 Clean Detention/Debris Basin	\$ -		\$ -	\$ -	\$0.00		
	35 Fence Repair	\$ -		\$ -	\$ -	\$0.00		
	40 Vegetation Control - Chemical	\$ 3,000.00		\$ 3,000.00	\$ -	\$3,000.00	0%	
	45 Vegetation Control - Mechanical	\$ -		\$ -	\$ -	\$0.00		
	50 Maintain Access Road	\$ 2,000.00		\$ 2,000.00	\$ -	\$2,000.00	0%	
	55 Clean & Inspect Inlet/Outlet Structures	\$ -		\$ -	\$ -	\$0.00		
	60 Repair Inlet/Outlet Structures	\$ -		\$ -	\$ -	\$0.00		
	65 Clean Storm Sewer Lines	\$ -		\$ -	\$ -	\$0.00		
	70 Storm Sewer Repair	\$ -		\$ -	\$ -	\$0.00		
	75 Clean/Flush Culverts & Bridges	\$ -		\$ -	\$ -	\$0.00		
	80 Miscellaneous Work Activities	\$ 20,000.00		\$ 20,000.00	\$ -	\$20,000.00	0%	
	90 Homeless Encampment Clean Up	\$ 3,500.00		\$ 3,500.00	\$ -	\$3,500.00	0%	
	<b>TOTALS</b>	<b>\$ 165,500.00</b>	<b>(\$36,265.94)</b>	<b>\$ 129,234.06</b>	<b>\$ 133.11</b>	<b>\$129,100.95</b>		<b>06/30/22</b>

**Delays or problem areas:** Providing maintenance on the levee was hindered due to the higher than normal level of Air Force training exercises. These delays interfered with production. In light of these challenges our projects were delayed but completed.

**Work completed during prior fiscal year:** Staff provided major erosion control, fencing repairs, vegetation removal and dust control. Minor homeless encampments encountered. Also encountered fencing repairs due to offroad traffic.

**Work to be completed during current fiscal year:** Clear access route into DB, repair erosion on embankment slopes, provide fencing repairs, remove vegetation, and provide dust control as needed. Staff will also continue to maintain access roads, monitor and inspect levee. Remove homeless encampments upon occurrence

Consultant/  
 Contractor:  
 Project  
 Manager: John Runka

633-1267

09

**Regional Flood Control District  
Maintenance Work Program  
For 1st Qtr Ending September 2021  
FY 2021-2022**

MWP Facility #: NLV18  
 Facility Name: Cheyenne Peaking Basin  
 MP Facility ID: LVMD 1594-1647

Entity: City of North Las Vegas  
 Date Prepared: 10/25/21

Force Account/ Contract	Activity	Requested Work Plan Amount (\$)	Reallocation Amount (\$)	Amended Work Plan Amount (\$)	Expended to Date (\$)	Balance Remaining (\$)	Percent Complete	Scheduled Completion Date
	3 Facility Assessment and Inventory	\$ 500.00		\$ 500.00	\$ -	\$500.00	0%	
	5 Inspect Channels	\$ -		\$ -	\$ -	\$0.00		
	6 Inspect Levees/Detention Basin & Debris Basins	\$ 2,000.00		\$ 2,000.00	\$ 245.31	\$1,754.69	12%	
	8 Species Survey and Removal	\$ -		\$ -	\$ -	\$0.00		
	10 Clean and Reshape Channel/Levees	\$ -		\$ -	\$ -	\$0.00		
	15 Repair Lined Channel	\$ -		\$ -	\$ -	\$0.00		
	20 Erosion Control and Repair	\$ -		\$ -	\$ -	\$0.00		
	21 Provide/Maintain Dust Control	\$ -		\$ -	\$ -	\$0.00		
	25 Clean Detention/Debris Basin	\$ 20,000.00		\$ 20,000.00	\$ -	\$20,000.00	0%	
	35 Fence Repair	\$ 5,000.00		\$ 5,000.00	\$ 4,520.10	\$479.90	91%	
	40 Vegetation Control - Chemical	\$ 3,500.00		\$ 3,500.00	\$ -	\$3,500.00	0%	
	45 Vegetation Control - Mechanical	\$ 3,500.00		\$ 3,500.00	\$ -	\$3,500.00	0%	
	50 Maintain Access Road	\$ 3,000.00		\$ 3,000.00	\$ -	\$3,000.00	0%	
	55 Clean & Inspect Inlet/Outlet Structures	\$ 1,500.00		\$ 1,500.00	\$ -	\$1,500.00	0%	
	60 Repair Inlet/Outlet Structures	\$ -		\$ -	\$ -	\$0.00		
	65 Clean Storm Sewer Lines	\$ 14,071.00		\$ 14,071.00	\$ -	\$14,071.00	0%	
	70 Storm Sewer Repair	\$ -		\$ -	\$ -	\$0.00		
	75 Clean/Flush Culverts & Bridges	\$ 2,000.00		\$ 2,000.00	\$ -	\$2,000.00	0%	
	80 Miscellaneous Work Activities	\$ 23,000.00		\$ 23,000.00	\$ -	\$23,000.00	0%	
	90 Homeless Encampment Clean Up	\$ 10,000.00		\$ 10,000.00	\$ 10,000.14	\$3,093.86	69%	
	<b>TOTALS</b>	<b>\$ 88,071.00</b>	<b>\$0.00</b>	<b>\$ 88,071.00</b>	<b>\$ 11,679.55</b>	<b>\$76,391.45</b>		<b>06/30/22</b>

**Delays or problem areas:** Removed many major encampments. Have many fencing repairs delayed due to new fencing contract.

**Work completed during prior fiscal year:** Staff provided erosion control, dust control, fencing repairs, vegetation removal, cleaned inlet and outlet structures and maintained access roads. Removed many homeless encampments.

**Work to be completed during current fiscal year:** Staff will continue to provide dust control as needed, maintain access roads, and clean inlet and outlet structures. Remove/clean trash and debris in dam diverters and in channel, and remove vegetation in basin bottom, basin outlet grate, and on upper road south of Civic Center. Remove graffiti and repair fence at end of Bulloch. Remove homeless encampments upon occurrence. Staff will remove silt deposits from the bottom of basin.

Consultant/  
 Contractor:  
 Project  
 Manager: John Runiks

633-1267

**Regional Flood Control District  
Maintenance Work Program  
For 1st Qtr Ending September 2021  
FY 2021-2022**

MWP Facility #: NLV19  
 Facility Name: Las Vegas Wash-Middle, Cheyenne Ave. to Owens Avenue  
 MP Facility ID: LVMD 1355, 1390, 1400

Entity: City of North Las Vegas  
 Date Prepared: 10/25/21

Force Account/ Contract	Activity	Requested Work Plan Amount (\$)	Reallocation Amount (\$)	Amended Work Plan Amount (\$)	Expended to Date (\$)	Balance Remaining (\$)	Percent Complete	Scheduled Completion Date
	3 Facility Assessment and Inventory	\$ 500.00		\$ 500.00	\$ -	\$500.00	0%	
	5 Inspect Channels	\$ 500.00		\$ 500.00	\$ 204.43	\$295.57	41%	
	6 Inspect Levees/Detention Basin & Debris Basins	\$ -		\$ -	\$ -	\$0.00		
	8 Species Survey and Removal	\$ -		\$ -	\$ -	\$0.00		
	10 Clean and Reshape Channel/Levees	\$ 81,500.00	\$4,870.79	\$ 86,370.79	\$ 86,370.79	\$0.00	100%	
	16 Repair Lined Channel	\$ -		\$ -	\$ -	\$0.00		
	20 Erosion Control and Repair	\$ 5,000.00	(\$2,400.00)	\$ 2,600.00	\$ -	\$2,600.00	0%	
	21 Provide/Maintain Dust Control	\$ 5,000.00	(\$2,470.79)	\$ 2,529.21	\$ -	\$2,529.21	0%	
	25 Clean Detention/Debris Basin	\$ -		\$ -	\$ -	\$0.00		
	35 Fence Repair	\$ 5,000.00		\$ 5,000.00	\$ -	\$5,000.00	0%	
	40 Vegetation Control - Chemical	\$ 5,000.00		\$ 5,000.00	\$ -	\$5,000.00	0%	
	45 Vegetation Control - Mechanical	\$ 10,500.00		\$ 10,500.00	\$ -	\$10,500.00	0%	
	50 Maintain Access Road	\$ 19,000.00	(\$4,871.00)	\$ 14,029.00	\$ 3,540.24	\$10,488.76	25%	
	55 Clean & Inspect Inlet/Outlet Structures	\$ -		\$ -	\$ -	\$0.00		
	60 Repair Inlet/Outlet Structures	\$ -		\$ -	\$ -	\$0.00		
	65 Clean Storm Sewer Lines	\$ 17,073.00		\$ 17,073.00	\$ -	\$17,073.00	0%	
	70 Storm Sewer Repair	\$ -		\$ -	\$ -	\$0.00		
	75 Clean/Flush Culverts & Bridges	\$ 3,500.00		\$ 3,500.00	\$ -	\$3,500.00	0%	
	80 Miscellaneous Work Activities	\$ 24,000.00	\$28,560.29	\$ 52,560.29	\$ 52,560.29	\$0.00	100%	
	90 Homeless Encampment Clean Up	\$ -	\$12,676.65	\$ 12,676.65	\$ 12,676.65	\$0.00	100%	
	<b>TOTALS</b>	<b>\$ 178,573.00</b>	<b>\$36,265.94</b>	<b>\$ 212,838.94</b>	<b>\$ 155,352.39</b>	<b>\$57,486.55</b>		<b>06/30/22</b>

**Delays or problem areas:** Removed many major encampments. Have many fencing repairs delayed due to new fencing contract.

**Work completed during prior fiscal year:** Staff provided erosion control, dust control, fencing repairs, vegetation removal, cleaned inlet and outlet structures and maintained access roads. Removed many homeless encampments.

**Work to be completed during current fiscal year:** Effective 10/19/20, one time cleanup. Staff will continue to provide dust control as needed, maintain access roads, and clean inlet and outlet structures. Remove/clean trash and debris in dam diverters and in channel, and remove vegetation in basin bottom, basin outlet grate, and on upper road south of Civic Center. Remove graffiti and repair fence at end of Bulloch. Remove homeless encampments upon occurrence. Staff will remove silt deposits from the bottom of basin.

Effective  
10/19/20,  
cleanup will  
start

Consultant/  
Contractor:  
Project  
Manager: John Runiks

633-1267

62

CLARK COUNTY  
REGIONAL FLOOD CONTROL DISTRICT  
AGENDA ITEM

<b>SUBJECT:</b> ANTHEM PARKWAY CHANNEL – HORIZON RIDGE TO SIENA HEIGHTS
<b>PETITIONER:</b> CITY OF HENDERSON
<b>RECOMMENDATION OF PETITIONER:</b> THAT THE REGIONAL FLOOD CONTROL DISTRICT APPROVE THE FIRST SUPPLEMENTAL INTERLOCAL CONTRACT FOR DESIGN TO INCREASE FUNDING FOR THE ANTHEM PARKWAY CHANNEL – HORIZON RIDGE TO SIENA HEIGHTS – HEN22B21 (FOR POSSIBLE ACTION)

**FISCAL IMPACT:**

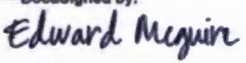
	<u>Current Funding</u>	<u>Proposed Funding</u>	<u>Fiscal Impact</u>
Design	\$ 60,000	\$60,000	\$000
Entity Design Labor	30,000	30,000	000
Environmental	10,000	36,650	26,650
Right-of-Way/Survey	14,303	14,303	000
CLOMR/LOMR	10,000	30,000	20,000
<b>Total</b>	<b>\$124,303</b>	<b>\$170,953</b>	<b>\$46,650</b>

**BACKGROUND:**

The District entered into an Interlocal Contract with the City of Henderson on June 10, 2021 to fund design, entity design labor, environmental, right-of-way/survey and CLOMR/LOMR of the Anthem Parkway Channel – Horizon Ridge to Siena Heights project.

This first supplemental interlocal contract will increase funds in the Environmental category to account for the negotiated consultant fees and the CLOMR/LOMR category to account for consultant costs to prepare the LOMR application, and FEMA submittal and review fees.

Respectfully submitted,

DocuSigned by:  
  
 Edward McGuire, P.E.  
 Director of Public Works  
 City of Henderson

TAC AGENDA ITEM #07 Date: 11/18/2021	RFCD AGENDA ITEM # Date: 12/09/2021
CAC AGENDA ITEM #07 Date: 11/29/2021	



Regional Flood Control District  
AGENDA ITEM DEVELOPMENT

**Staff Discussion:**

Date: 11/08/2021

**ANTHEM PARKWAY CHANNEL – HORIZON RIDGE TO SIENA HEIGHTS  
FIRST SUPPLEMENTAL INTERLOCAL CONTRACT – HEN22B21**

The City of Henderson has submitted a request to approve a first supplemental interlocal contract for design, right-of-way, environmental, Conditional Letter of Map Revision/Letter of Map Revision (CLOMR/LOMR) and entity design labor to increase funding in the amount of \$46,650 for the Anthem Parkway Channel – Horizon Ridge to Siena Heights project.

The increase in funding is for the Environmental category to account for the negotiated consultant fees and the CLOMR/LOMR category to account for consultant costs to prepare the LOMR application, and FEMA submittal and review fees. District funding will be as follows:

	Current Funding	Increase/ Decrease	Proposed Funding
Design	\$ 60,000	\$ 0	\$ 60,000
Environmental	\$ 10,000	\$26,650	\$ 36,650
Right-of-Way	\$ 14,303	\$ 0	\$ 14,303
CLOMR/LOMR	\$ 10,000	\$20,000	\$ 30,000
Entity Design Labor	\$ 30,000	\$ 0	\$ 30,000
<b>Total ILC Value</b>	<b>\$124,303</b>	<b>\$46,650</b>	<b>\$170,953</b>

The RFCD Attorney has reviewed the contract.

**Staff Recommendation:**

Approve subject to approval of the Ten-Year Construction Program Amendment item on this agenda.

**Discussion by Technical Advisory Committee:**

AGENDA  
#07 Date: 11/18/2021

**Recommendation:**

**Discussion by Citizens Advisory Committee:**

AGENDA  
#07 Date: 11/29/2021

**Recommendation:**

FIRST SUPPLEMENTAL INTERLOCAL CONTRACT

ANTHEM PARKWAY CHANNEL – HORIZON RIDGE TO SIENA HEIGHTS

THIS FIRST SUPPLEMENTAL INTERLOCAL CONTRACT ("CONTRACT") made and entered into as of the \_\_\_\_\_ day of \_\_\_\_\_, 2021, by and between the Clark County Regional Flood Control District hereinafter referred to as "DISTRICT" and City of Henderson, hereinafter referred to as "CITY".

**W I T N E S S E T H**

WHEREAS, pursuant to Chapter 543 of the Nevada Revised Statutes, the DISTRICT may approve a project to design and construct flood control improvements, and;

WHEREAS, the flood control improvements proposed herein are the same as those generally identified in the 2018 Master Plan Update Structure No. PTAP 0018, hereinafter referred to as "PROJECT"; and

WHEREAS, the PROJECT is identified and shown on the attached Exhibit "A"; and

WHEREAS, the PROJECT has been approved by the DISTRICT on its Ten Year Construction Program; and

WHEREAS, the PROJECT has regional flood control significance and is located in the same hydrographic area as the CITY, and the COUNTY OF CLARK.

NOW, THEREFORE, in consideration of the covenants, conditions, contracts, and promises of the parties hereto, the DISTRICT and the CITY agree to the following:

**SECTION II - PROJECT COSTS, shall be revised as follows:**

The DISTRICT agrees to fund PROJECT costs within the limits specified below:

1. The engineering and design shall not exceed \$60,000.00.



The remainder of the original Interlocal Contract dated June 10, 2021 shall remain unchanged.

IN WITNESS WHEREOF, this First Supplemental Interlocal CONTRACT is hereby executed as of the date first set forth above.

Date of District Action:

REGIONAL FLOOD CONTROL DISTRICT

ATTEST:

BY: DEBRA MARCH, Chair

DEANNA HUGHES, Secretary to the Board

Approved as to Form:

BY: CHRISTOPHER FIGGINS  
RFCD Attorney

Date of Council Action:

CITY OF HENDERSON

ATTEST:

Richard A. Derrick, City Manager/CEO

Approved as to Form:

Jose Luis Valdez, CMC, City Clerk

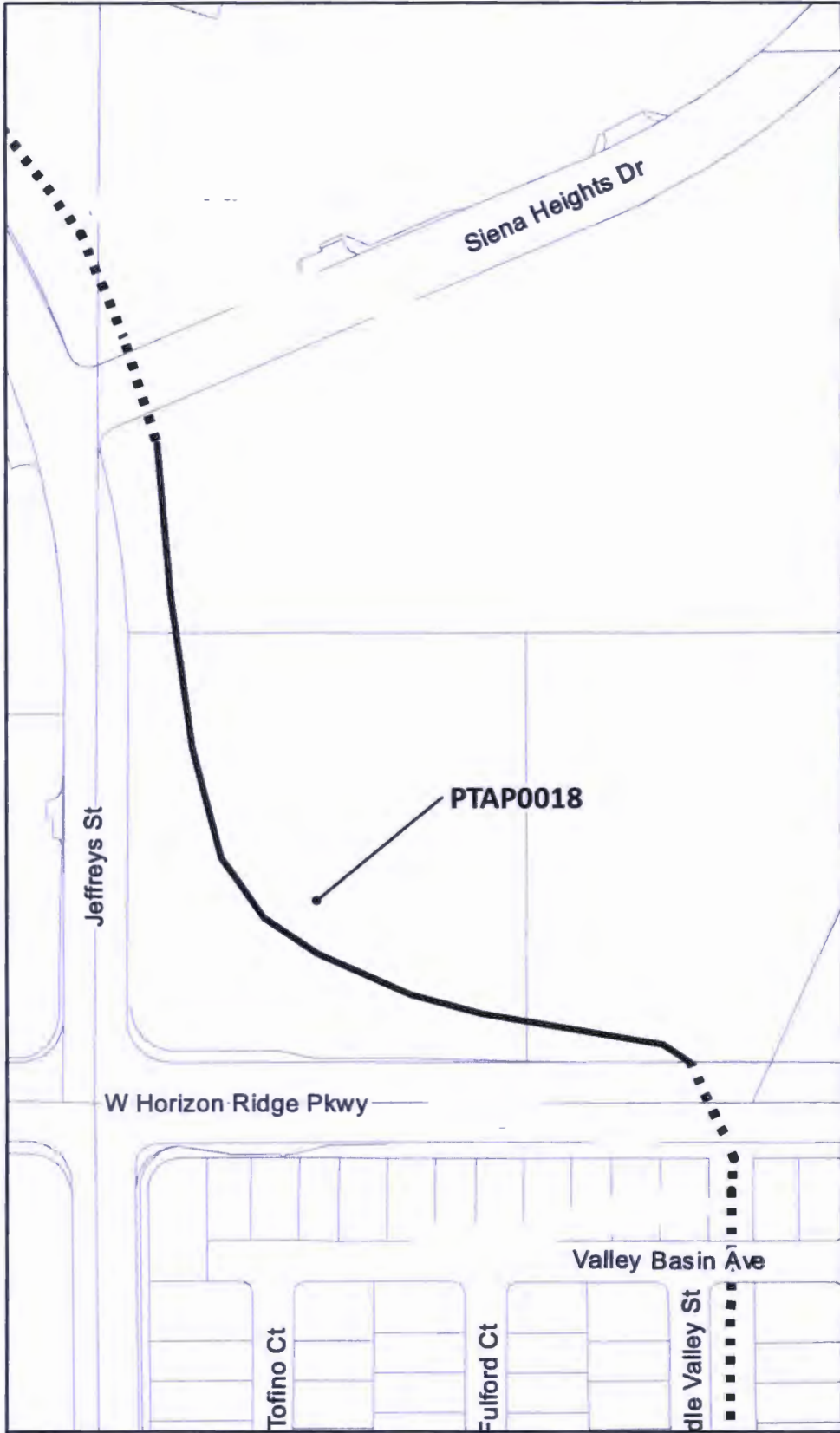
Nicholas G. Vaskov, City Attorney

Approved as to Funding:

Approved as to Content:

Jim McIntosh  
Chief Financial Officer

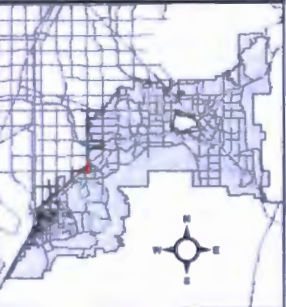
Edward McGuire  
Director of Public Works



**PUBLIC WORKS  
DEPARTMENT**

*A Place To Call Home*

**City of Henderson  
REGIONAL  
FLOOD CONTROL  
DISTRICT  
EXHIBIT A**



- Legend**
- Proposed MPU Facility
  - Future MPU Facility
  - Existing MPU Facility



This map is offered as a general reference guide only. Neither warranty of accuracy is intended nor should any be assumed.

<b>MAP NAME:</b>	
<b>EXHIBIT A</b>	
<b>AUTHOR:</b>	<b>DATE:</b>
CLH	11/8/2021
<b>FILE:</b>	

**EXHIBIT A** ANTHEM PARKWAY CHANNEL –  
HORIZON RIDGE TO SIENA HEIGHTS (HEN22B21)

8. **Comments By the General Public**

A period devoted to comments by the general public about matters relevant to the Regional Flood Control District Citizens Advisory Committee jurisdiction will be held. No vote may be taken on a matter not listed on the posted agenda. Comments will be limited to three minutes.

To hear, observe and participate in the meeting a member of the public shall use the remote technology system by following the GoTo Meeting instructions listed above to present their comments to the Citizens Advisory Committee. Clearly state your name and address and **spell** your last name for the record. If any member of the Citizens Advisory Committee wishes to extend the length of a presentation, this will be done by the Chair.

All comments by speakers and email should be relevant to the Regional Flood Control District's Citizens Advisory Committee action and jurisdiction.